


PROPOSED GREEN ROOF, HABITAT GARDEN TO NEW GARAGE.
note: refer to geotech report - minimal excavation of rock as predominantly red shale soils/embankment
Typ.soil depth above structural slab min.300mm suitable for mixed groundcovers/low shrubs to maintain ocean views to east
Remove existing exotic (weedy) plants Gelsemium sempervirens (Yellow jasmine) & Murraya paniculata (mock orange)
Replace with more suitable vegetation appropriate for a B4.4 Flora & Fauna Habitata Enhancement Cat 2 Wildlife Corridor + enhance the amenity of the streetscape + visually reduce the bulk form/retaining walls
Eg: native shrubs Correa alba & acacia honey bun
native grasses lomandra 'verdoy'
native groundcovers anigozanthos sp., actinotus helianthiim
spillover/climbing plants: pandorea pandorana, billardia scandens, kennedia rubicunda
(refer to plant palette/mood board for plant images & sizes)

SITE SPECIFIC CONTROLS:

- C4 - Environmental Living Zone, requiring a higher consideration of environmental impacts.
- D3.11 of P21DCP requires at least 60% of the site area to be landscaped
- Pittwater LEP 2014 cl 7.6 Biodiversity Protection
- Pittwater 21 DCP cl B4.4 Flora & Fauna Habitat Enhancement Cat 2 & Wildlife Corridor

(*retain as many native prescribed trees as possible for compliance)



GARDEN INSPIRATION. SOURCE: [HTTPS://AU.PINTEREST.COM/PIN/22518066880129798/](https://au.pinterest.com/pin/22518066880129798/)




BIRD BATH - COPPER SPUN BY MALLEE DESIGN



GARDEN INSPIRATION.
EG: NATURAL STONE STEPPERS SURROUNDED BY
LOW GROUNDCOVERS
SOURCE: GUIDE TO BETTER GARDENS



GARDEN INSPIRATION.
HARDWOOD BATTEN "OPEN" SAFETY RAIL/FENCE TO TOP OF RETAINING/BOUNDARY WALLS
WHICH EXCEED >1.0M VERTICAL DROP
SOURCE: [HTTPS://AU.PINTEREST.COM/PIN/5066618330295932/](https://au.pinterest.com/pin/5066618330295932/)




GARDEN INSPIRATION.
STONE STEPPER PATHS + GROUNDCOVERS, INFORMAL PLANTING
& NATURAL STONE BOULDERS
SOURCE: [HTTPS://AU.PINTEREST.COM/PIN/22518066880129795/](https://au.pinterest.com/pin/22518066880129795/)



GARDEN INSPIRATION.
NEW GREEN ROOF, HABITAT GARDEN TO PROPOSED GARAGE
SOURCE: [HTTPS://AU.PINTEREST.COM/PIN/2603712280265375/](https://au.pinterest.com/pin/2603712280265375/)



VISUALLY SOFTEN MASONRY GARDEN WALLS BY CLADDING
IN NATURAL SANDSTONE. EG: REPURPOSE DRIVEWAY STONE
SOURCE: WYER & CO



DECO GRANITE PATH WITH NATURAL STONE STEPPERS &
RECYCLED SLEEPERS SOURCE: GUIDE TO BETTER GARDENS



place
TOPOS

M: 0413 418 103 | [KIRSTEN@TOPOSLANDSCAPE.COM.AU](mailto:kirsten@toposlandscape.com.au)
[WWW.TOPOSLANDSCAPE.COM.AU](http://www.toposlandscape.com.au)

LANDSCAPE PALETTE, PRIVATE RESIDENCE
PROPOSED 'LOOK & FEEL' OF NEW GARDEN
LANDSCAPE STYLE: NATIVES - TEXTURED
FLORA & FAUNA HABITAT ENHANCEMENT & WILDLIFE CORRIDOR
154 PLATEAU RD BILGOLA PLATEAU NSW 2107

26/07/2025

REV -

2 OF 7

NATIVE ANGOPHORA COSTATA (SYDNEY RED GUM)
AT MATURITY, 25M+ H X 10M+ W
OPTION FOR REPLACEMENT TREE
REF: <https://www.northernbeaches.nsw.gov.au/environment/native-plants/native-planting-guide/pittwater-ward>



NATIVE ANGOPHORA HISPIDA (DWARF APPLE GUM)
AT MATURITY, 7M H X 5M W
OPTION FOR REPLACEMENT TREE
REF: <https://www.northernbeaches.nsw.gov.au/environment/native-plants/native-planting-guide/pittwater-ward>



NATIVE CERATOPETALUM APETALUM (COACHWOOD)
AT MATURITY, 25M H X 5M W
OPTION FOR REPLACEMENT TREE
REF: <https://www.northernbeaches.nsw.gov.au/environment/native-plants/native-planting-guide/pittwater-ward>



NATIVE EUCALYPTUS HAEMASTOMA (SCRIBBLY GUM)
AT MATURITY, 10M H X 4M W
OPTION FOR REPLACEMENT TREE
REF: <https://www.northernbeaches.nsw.gov.au/environment/native-plants/native-planting-guide/pittwater-ward>



CERATOPETALUM GUMMIFERUM (NSW CHRISTMAS BUSH)
AT MATURITY 5M H X 3M W - GREAT FEATURE PLANT
REF: <https://www.northernbeaches.nsw.gov.au/environment/native-plants/native-planting-guide/pittwater-ward>



CALICOMA SERRATIFOLIA (BLACK WATTLE)
AT MATURITY 8M H X 3M W
FAST GROWING-GREAT SCREENING PLANT



DORYANTHUS EXCELSA -(GYMEA LILY)
AT MATURITY 2M H X 2M W
GREAT ACCENT FOLIAGE PLANT



ELAEOCARPUS RETICULATUS 'GREEN DREAM'
AT MATURITY 3M H X 2M
BIRD ATTRACTING-GREAT SCREENING PLANT



GREVILLEA 'ORANGE MARMALADE'
BIRD & BUTTERFLY ATTRACTING. GREAT SCREENING PLANT
NOM.3MH X 2M W

CORREA ALBA
1M X 1M



LOMANDRA LONGIFOLIA 'VERDAY'
NATIVE GRASS MASS PLANTED. 0.6M X 0.6M



ANIGOZANTHOS 'BUSH TENACITY' (KANGAROO PAW)
0.6M X 0.4M



ACTINOTUS HELIANTHI 'STARBRIGHT' (FLANNEL FLOWER)
0.5M SPREAD



NATIVE PANDOREA PANDORANA. UP TO 10M SPREAD
FAST GROWING CLIMBING PLANT TO SPILLOVER GREEN ROOF
& ENHANCE STREETSCAPE



BILLARDIA SCANDENS
TWINER - 3M
FAST GROWING CLIMBING PLANT TO SPILLOVER GREEN
ROOF & ENHANCE STREETSCAPE
REF: <https://www.northernbeaches.nsw.gov.au/environment/native-plants/native-planting-guide/pittwater-ward>



KENNEDIA RUBICUNDA (DUSKY CORAL PEA)
UP TO 10M SPREAD
FAST GROWING CLIMBING PLANT TO SPILLOVER GREEN ROOF &
ENHANCE STREETSCAPE
REF: <https://www.northernbeaches.nsw.gov.au/environment/native-plants/native-planting-guide/pittwater-ward>



ACACIA HOWITTII 'HONEY BUN' – WATTLE
1M X 1M
COMPACT, DENSE FORM
GOOD AS A 'SOLID-FORM' CONTRAST,
AMONGST 'AIRY-FORM' PLANTING



place
TOPOS

M: 0413 418 103 | KIRSTEN@TOPOSLANDSCAPE.COM.AU
WWW.TOPOSLANDSCAPE.COM.AU

LANDSCAPE PALETTE, PRIVATE RESIDENCE
PROPOSED GREEN ROOF, HABITAT GARDEN TO NEW GARAGE - MAINTAIN OCEAN VIEWS
FLORA & FAUNA HABITAT ENHANCEMENT & WILDLIFE CORRIDOR
COLOURS - EVERGREENS | EARTHY | YELLOWS | REDS | WHITES
154 PLATEAU RD BILGOLA PLATEAU NSW 2107

26/07/2025

REV -
4 OF 7

BANKSIA SPINULOSA
AT MATURITY 3M H
REF: <https://www.northernbeaches.nsw.gov.au/environment/native-plants/native-planting-guide/pittwater-ward>



GREVILLEA OLIVACEA 'APRICOT GLOW'
AT MATURITY, 3M H X 2M W
INFORMAL HEDGE IN FULL SUN



GREVILLEA SPECIOSA (RED SPIDER FLOWER)
AT MATURITY, 3M H X 2M W (can prune to desired shape)
REF: <https://www.northernbeaches.nsw.gov.au/environment/native-plants/native-planting-guide/pittwater-ward>



CRASPEDIA GLOBOSA (BILLY BUTTONS)
CLUMPING PERENNIAL/GROUNDCOVER
0.2M WIDE



FESTUCA ELIJAH BLUE (BLUE FESCUE GRASS)
0.5M X 0.5M



HYMENOSPORUM FLAVUM (NATIVE FRANGIPANI)
TYP. 10M H X 5M W



CHORIZEMA CORDATUM (HEART LEAF FLAME PEA)
1M X 1M
TOLERANT OF SHADE - WINTER FLOWERS



DIANELLA CAERULEA (BLUE FLAX)
0.8M X 0.8M



DENDROBIUM SPECIOSUM (NATIVE ROCK ORCHID)
0.6M H X 1M



BLECHNUM SILVER LADY FERN
1M X 1M

HELICONIA HOT RIO NIGHTS
AT MATURITY 3M H X 1.5M W



PHILODENDRON XANADU
1M X 1M



VIOLA HEDERACEA (NATIVE VIOLET)



TRACHELOSPERMUM JASMINOIDES – STAR JASMINE
AT MATURITY 3M H X 3M W



place
TOPOS

M: 0413 418 103 | KIRSTEN@TOPOSLANDSCAPE.COM.AU
WWW.TOPOSLANDSCAPE.COM.AU

LANDSCAPE PALETTE, PRIVATE RESIDENCE
NON-CLIMBABLE PLANTS IN POOL AREA + OUTSIDE SAUNA WINDOW
LUSH, FOLIAGE PLANTING
COLOURS - EVERGREENS

154 PLATEAU RD BILGOLA PLATEAU NSW 2107
26/07/2025

REV -
6 OF 7

INSPIRATION FOR KICTHEN GARDEN
RAISED TIMBER GARDEN BEDS + DECORATIVE AGGREGATE SURROUNDS



NATIVE BACKHOUSIA CITRIODORA (LEMON MYRTLE)
GREAT LEMON SCENT & BUSH TUCKER FOOD
AT MATURITY, 6M H X 5M W (CAN PRUNE)



NATIVE BACKHOUSIA MYRTIFOLIA (CINNAMON MYRTLE)
GREAT CINNAMON SCENT & BUSH TUCKER HERB
GOOD IN HALF SHADE. AT MATURITY 3M H X 3M W



EUPOMATIA LAURINA, NATIVE GUAVA
SHADE TOLERANT. SMALL TREE-PRUNE TO DESIRED SIZE



FRUITING OLIVE TREE



DWARF CITRUS TREES
EG: LEMON / LIME



PASSIONFRUIT VINE



ROSMARINUS OFFICINALIS PROSTRATUS
(TRAILING ROSEMARY)



THYME

LANDSCAPE PALETTE, PRIVATE RESIDENCE
KITCHEN GARDEN
LANDSCAPE STYLE: EDIBLES
154 PLATEAU RD BILGOLA PLATEAU NSW 2107

26/07/2025

REV -

7 OF 7