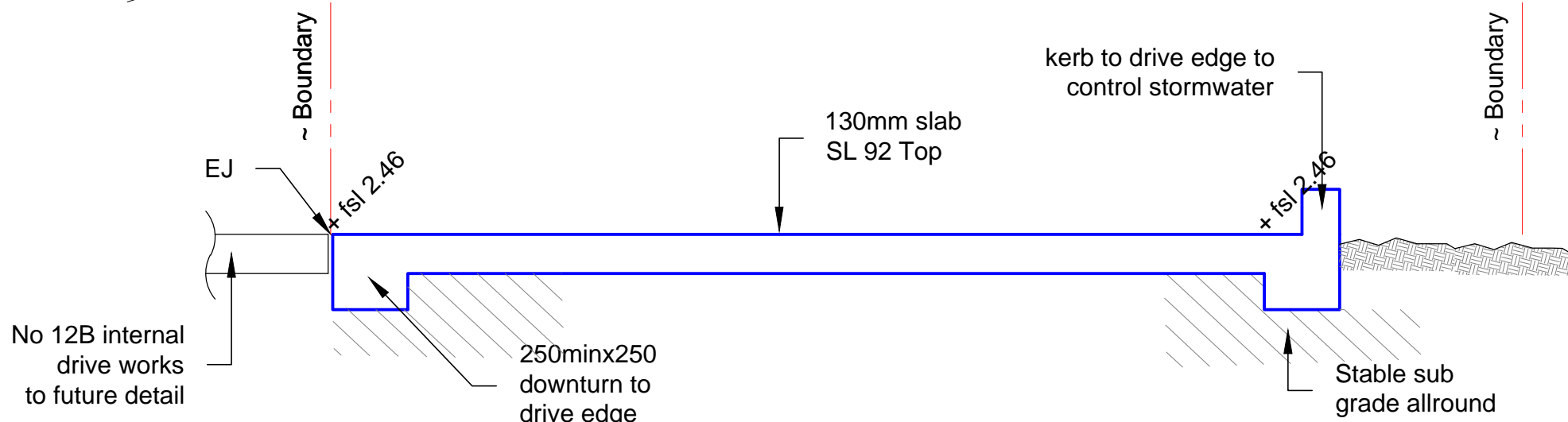


DRIVEWAY LAYOUT & SLAB PLAN

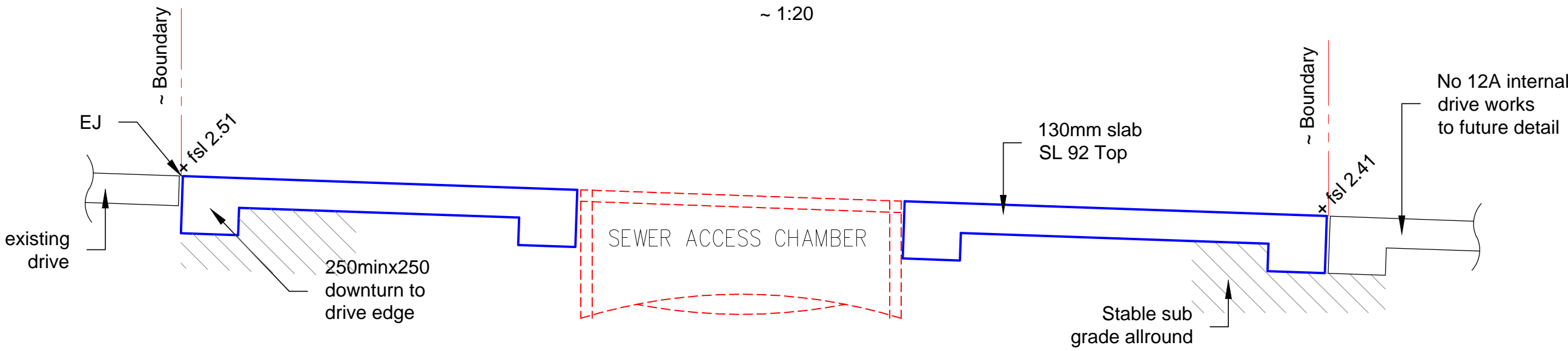
~ 1:100

- Slabs
- 130mm (all on sound stable sub grade)
 - 250x250 downturns allround
 - SL92 Top
 - 32 MPa
- EJ
- Expansion Joint
- SC
- Saw Cut



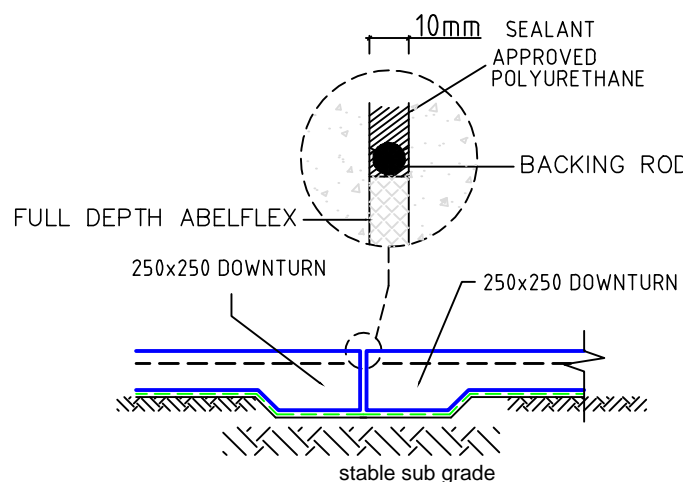
DRIVEWAY CROSS SECTION

~ 1:20

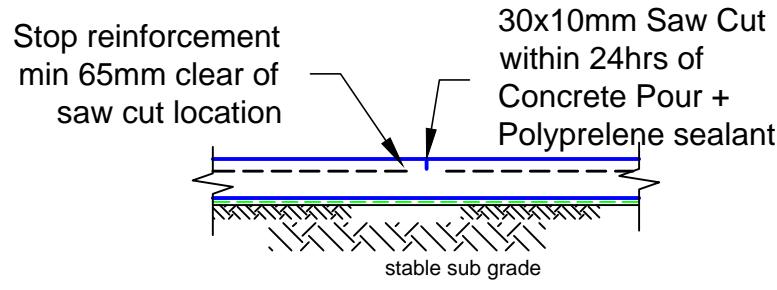


DRIVEWAY LONG SECTION

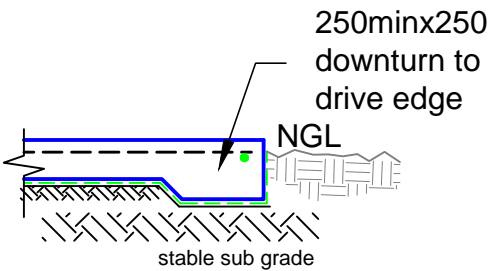
~ 1:20



EXPANSION JOINT
DETAIL



SAW CUT
DETAIL



DRIVE EDGE
DETAIL

ISSUE:	Prelim	30. 09. 2019	Issued for comment
	DA	07. 11. 2019	Issued for DA submission

Barrenjoey Consulting Engineers pty ltd
Stormwater Structural Civil
PO Box 672
Avalon NSW 21107
M: 0418 620 550
E: lucas@barrenjoey.com.au
ABN: 13124694917
ACN: 124694917

PROJECT:
**PROPOSED SUBDIVISION
12A JOHN STREET
AVALON**

DRAWING :
**DRIVEWAY LAYOUT
& SLAB PLAN / DETAILING**

Job No :
181005_{SUB}
Drawing No
DV1_{DA}
Document Certification
Barrenjoey Consulting Engineers pty ltd
per
Lucas Molloy MIEA CPEng NER Director