

APPROVED DESIGN CONCEPT		
Building:	Dee Why Town Centre	
Shop No:	05 – Guzman y Gomez	
Approved By:	Ana Campos	
Date:	02.11.17	
Issue:	A	
<ul style="list-style-type: none"><li>• APPROVAL OF THE CONCEPT IS GRANTED TO THE LESSEE FOR THESE PLANS</li><li>• ALL NOTATIONS INCLUDING COMMENTS, DETAILS AND HANDWRITTEN CHANGES MUST BE COMPLIED WITH.</li><li>• ENGINEERS CERTIFICATE REQUIRED TO VERIFY STRUCTURAL ADEQUANCY</li><li>• SHOPFITTER MUST KEEP A COPY OF THIS SET OF LESSOR APPROVED DESIGN DRAWINGS ON SITE AT ALL TIMES (DESTROY ALL PREVIOUS ISSUES AND UNSTAMPED DRAWINGS)</li></ul>		


**ALL GRAPHICS AND MENU BOARDS TO BE INSTALLED WITHIN THE TENANCY MUST PROVIDE FINAL ART FOR A SEPARATE REVIEW AND APPROVAL**

**Shopfront sign must be illuminated during the centre's trading hours and connected back to the tenants Electrical Distribution Board**

# GUZMAN Y GOMEZ

**DEE WHY, NSW**  
SITE SPECIFIC DRAWING PACK

© MORRIS CO DESIGN 2017


GENERAL NOTES
Shopfitter must keep a copy of approved drawings on site at all times
Tenant or Shopfitter will be required to submit copies of all relevant construction certificates upon completion of the fitout.
Installation of all services within the tenancy to be confirmed with Tenancy Coordinator prior commencement of fitout and subject to each contractor's details.
3d form illuminated individual lettering to shopfront sign.
Shopfront sign must be illuminated during the centre's trading hours and connected back to the tenants Electrical Distribution Board
Any alterations to the Landlord Approved Plans must be documented and re-submitted to the RDM for a secondary approval.
All dimensions to be confirmed on site prior commencement of fitout.
All works must comply with the BCA, Australian Standards and relevant health codes.
All finishes to be retained within the tenancy to be serviced of all wear and tear to look as new condition
Tenancy Coordinator to schedule site visits to ensure waterproof membrane has been installed
All wet areas within the tenancy must have a waterproof membrane installed to enclose the entire floor, expansion joints, floor wastes, penetrations and walls to a minimum height of 150mm from the finish floor level. Waterproofing is required before any floor finish is installed, including but not limited to tiling and vinyl flooring. Confirm application of this note with Shopping Centre Manager prior commencement of fitout.

*Vision. Create.  
Inspire.*

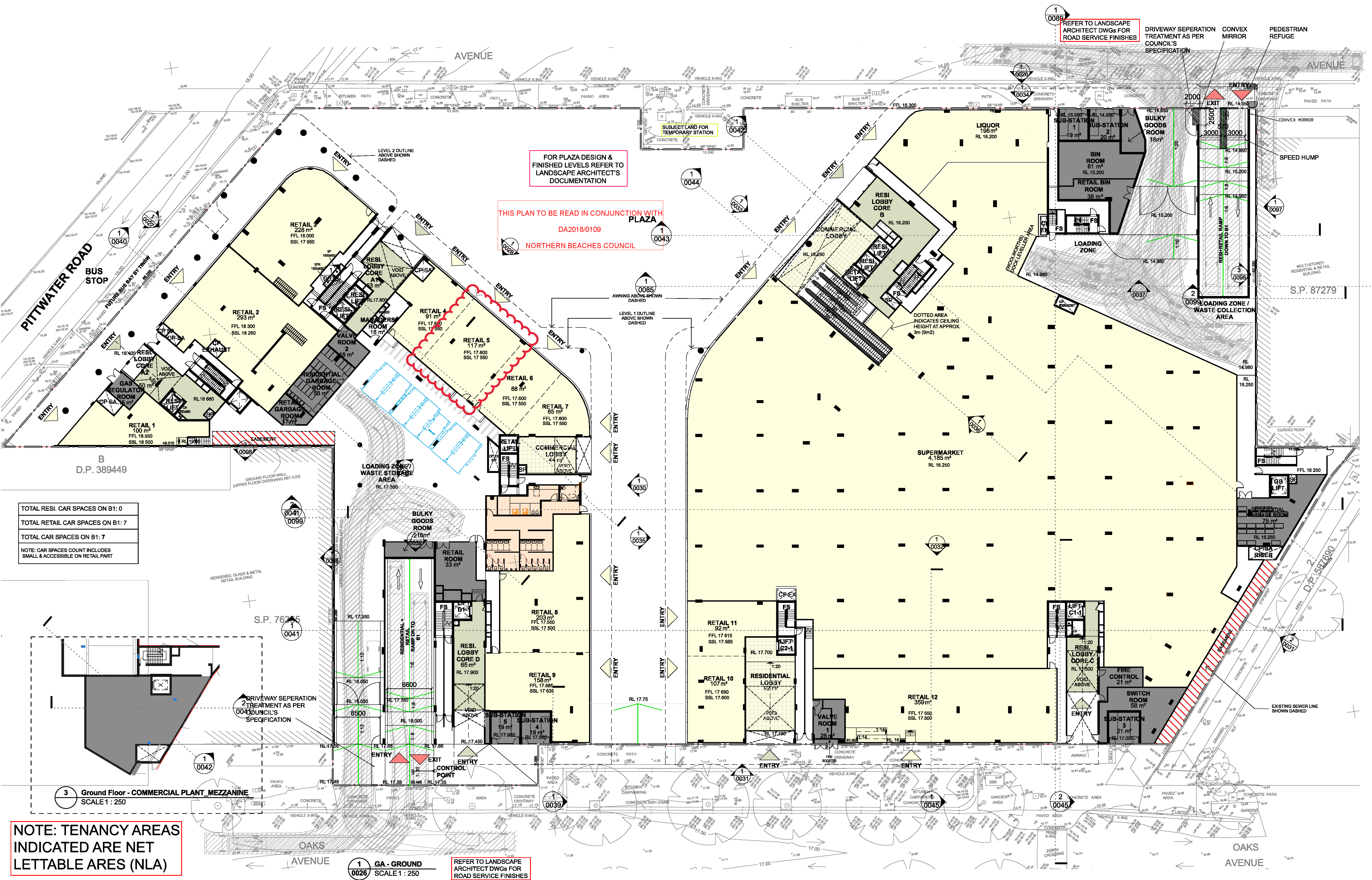
THIS PLAN TO BE READ IN  
CONJUNCTION WITH

DA2018/0109

NORTHERN BEACHES COUNCIL

**MORRIS<sup>co</sup>**  
*design*





**Notes**  
All dimensions and setbacks to be verified prior to commencement, omissions or discrepancies to be notified to the architect.

**Copyright**  
© CRONE PARTNERS PTY LTD (CRONE)  
The copyright of this drawing together with any other documents created by CRONE remains the property of CRONE. Subject to full payment of our charges, crone grants one licensee to use this document for the purpose for which it has been created. The licensee is not transferable without the written permission of CRONE.

**Quality Assurance System**  
**Authorised By:**

**Date:**

Rev	DESCRIPTION	By	Date
A	ISSUED FOR CONSULTANTS REVIEW		08/12/2015
B	ISSUED FOR CONSULTANTS REVIEW		10/12/2015
C	ISSUED FOR CONSULTANTS REVIEW		15/12/2015
D	DA PACKAGE		21/12/2015
E	REISSUED FOR DA PACKAGE		11/01/2016
F	ISSUED FOR CLIENT REVIEW		10/03/2016
G	ISSUED FOR COUNCIL COORDINATION		03/06/2016
H	ISSUED FOR COUNCIL COORDINATION		16/09/2016
I	ISSUED FOR COUNCIL COORDINATION		15/12/2016
J	ISSUED FOR COUNCIL COORDINATION		12/01/2017
K	ISSUED FOR DA UPDATES		01/03/2017
L	ISSUED FOR DA UPDATES		19/04/2017

**Key Plan**

**Structural Engineer**  
Builder  
Meriton Group  
Level 11, Meriton Tower  
528 Kent St, Sydney 2000

**Mechanical Engineer**

**Electrical Engineer**

**Hydraulic Engineer**

**CRONE ARCHITECTS**

Cronepartners  
level 2, 364 Kent street,  
Sydney, NSW 2000, Australia  
Ph: +61 2 8295 5300  
Fax: +61 2 8295 5301

**Project**  
DEE WHY TOWN CENTRE

**Drawing Title**  
GA GROUND LEVEL

**DEVELOPMENT APPLICATION**  
Project No.  
CA 3103

Drawing Phase. 0007

Scale 1: 250  
Date: 19/04/17  
Drawn: M.H  
Checked: H.A

Rev L



# GENERAL SPECIFICATIONS



## GENERAL NOTES:

This cover page must be circulated with all issued documentation

The information contained within this documentation is to the best of our knowledge accurate & correct however all information is indicative and exact dimensions, specifications and other relevant information should be sought from the appropriate source

Shopfitter to confirm all dimensions on site prior to construction all dimensions are based on existing fitout plans

Shopfitter to cross check all dimensions prior to construction on site

Shopfitter to confirm locations of all existing services on site prior to commencing any works

Shop drawings or fabrication figured dimensions take precedence over scaled dimensions, any discrepancies should be immediately referred to morris co design immediately

Shopfitter to consult & build according to the landlord's site specific design guidelines, fitout guide & latest lease plans & base building drawings supplied by landlord

Shopfitter to refer to the landlord's site specific design guidelines and fit out guide to confirm whether any penetrations in blockwork walls are allowed

Contractors to ensure consistency between materials is maintained

Prepare & make good all surfaces & substrates as required to receive new finishes as per manufacturer's specification

Make good to all surfaces as required to match adjacent surfaces

Chasing and core holes to be confirmed with engineer to determine any structural limitations on size & location

A/C registers, sprinklers & access panel locations to be advised/confirmed

Any cost variations must be approved by client prior to execution by shopfitter non approved cost variations will not be met

All plans approved by centre/landlord/planning authority to be kept on site at all times

Shopfitter to supply hot water unit and appropriate tundish or drainage as required to comply with statutory requirements shopfitter to confirm usage with client prior to installation

Each drawing from this documentation package to be read in conjunction with finishes schedule attached

If not noted on detail/typical elevations refer to plan for finishes type & extent

Paint a/c grilles, a/c diffusers & access panels the same as adjacent ceiling finish unless otherwise noted

All logo/artwork files to be supplied by client unless otherwise noted

Appointed shopfitter is responsible for any sub contractors working from these drawings shopfitter to ensure subcontractors have the complete set of documentation prior to commencement of project shopfitter to ensure all codes of the bca are met from all subcontractors working on this project

All tender prices to allow for all fitoutworks to comply w/ centre management 'condition of approval' & 'fitout guide'.

Works should be completed within the hours as instructed by landlord allow for 'out to hours' construction if required

At completion of the building project, certificates certifying that all the mechanical, hydraulic, plumbing, structural, electrical services & the fire safety measures have been designed & installed in accordance with the required standards are to be provided by suitable qualified persons

## COMPLIANCE NOTES:

All work to be in accordance with the building code of australia (BCA), all relevant australian standards, statutory regulations, local authority, requirements and all conditions of councils or PCA's development/planning consent and the conditions of the construction certificate/building permit construction of food premises is to comply with the latest requirements of the food act regulations, national code for the construction & fitout of food premises & AS4674-2004 as appropriate and council's food code

All work to comply with the requirements of all other authorities and applicable laws including but without limitation to any anti-discrimination legislationthe disability discrimination act & AS1428.1 & AS1428.2 1992 design for access and mobility apply

The BCA requires that disabled access is a key design consideration for both individuals stores and common areas this documentation is not confirmation of any legal requirement and morris co design will not be liable for any failure to comply with legislation or other regulatory requirements

If stair/ramps are proposed to be utilised by the public that tactile indicators will be provided in accordance with AS1428.4 in order to warn persons with vision impairment that they are approaching ramp - if applicable the private certifier to confirm

Refrigerated chambers to be designed and installed in accordance with BCA G1.2

Openings in floor, shafts, openings for service installations & construction joints will be protected in accordance with C3 of the BCA

Provide portable fire extinguishers to comply with AS2444 &/or 20B (e) ensure extinguisher is provided adjacent to switchboard

The provisions for egress will comply with part D1 of the BCA a maximum of 20m to reach a point of choice in accordance with the deemed-to-satisfy provisions of the BCA

All electricity / distribution boards, or central telecommunications distribution boards located in the path of travel, will be enclosed in non-combustible construction or a fire protective covering, with doors provided with smoke seals in accordance with clause D2.7 of the BCA

Water proofing will be undertaken in accordance with clause F1.7 and AS3740

Enclosed spaces are to be accessible in accordance with clause D3.3 of the BCA & AS1428 - 2099

Sprinkler system to comply with specification E1.5 & AS2118.1 the fire engineered solutions applicable to the development are to be strictly adhered to

Building occupant warning system to comply with E2.2 & clause 6 of specification E2.2A

any new artificial lighting is to be designed to comply with J6.2 any new lighting must have power controls in accordance with J6.3 interior decorative & display lighting must comply with J6.4 & specification J6

Emergency lighting is to comply with E4.2, E4.4 & AS2293.1-2005 amdt 1

Exit signs are to comply with E4.5, E4.8 & AS2293.1-2005 amdt 1

New exit directional signs within the tenancy must be installed in accordance with clause NSW E4.6, E4.8 & AS2293.1-2005 amdt 1

Mechanical ventilation to enclosed spaces shall be provided in accordance with BCA NSW F4.5(B) & AS1668.2

Hot water supply must be designed & installed in accordance with section 8 of AS/NZS 3500.4

## JOINERY FINISHES:

For finishes to joinery & adjacent areas refer to the finishes schedule

All loose furniture & joinery within existing perimeter built environment to be protected & masked off during commencement of any building works

If not noted on detail/typical elevations refer to plan for finishes type & extent

Shopfitter to ensure no sharp edges on any joinery items

Conceal all fixings & screw cap all fixings unless inside cup'ds

Use adhesives, fasteners & fixings capable of transmitting the loads imposed & to ensure the rigidity of the assembly, without splitting or damaging materials

Finish all exposed edges of the units with edge strips to match faces, unless otherwise noted

All hinges to be high quality metal fitting of a concealed type provide in number & location necessary to prevent dropping of the door

All substrate surrounding cooking area as required to withstand/prevent heat transfer from all cooking equipment

All s/s substrate must have folded edge in one piece & then seal all panel joints on top

All substrates for benchtops, cupboard & joinery to be E0 or E1 MDF unless otherwise noted

All substrates for benchtops & cupboard for food tenancies, wet areas & kitchens to be waterproof plywood or equal unless otherwise noted

## WALL FINISHES:

Any exposed blockwork walls to be sheeted with plasterboard lining & painted in specified finish (unless otherwise specified) any framing required shall consider the requirements of AS1170 parts 1 & 4 where applicable

Fire indices of materials, lining & surface finishes to comply with specification C1.10 of the BCA

All glazing to comply with AS1288 - 2006 glazing partitions to be provided with manifestations, or markings of glass between 700-1200mm above the floor with an opaque band 20mm in height to prevent the pane being mistaken as a doorway or opening

Materials, linings and surface finishes used in the building will comply with the fire hazard properties in accordance with specification C1.10 of the bca at completion of the project certificates are to be submitted detailing compliance with this specification

All wet areas are required to be protected by a waterproof membrane which is turned up a minimum of 300mm at the floor/wall junction

## FLOOR FINISHES:

Refer to plans for floor finishes

All flooring is to be laid on clean, sound and appropriate substrates all flooring to be laid strictly in accordance with the manufacturers instructions upon completion, floor is to be cleaned and sealed as per manufacturers instructions

Shopfitter to assess whether floor needs to be topped to ensure a level surface is achieved between the mall floor and specified store floor finish prior to installing specified flooring a recessed aluminum fltbar or similar demising strip to be provided at all floor finish junctions

Wet areas are to comply with the requirements of part F1.7 of the BCA and protected in accordance with the relevant parts of AS3740 100mm high coved skirting to all BOH wall & floor junctions refer to drawings for coving specification if applicable

All floor penetrations to be treated in accordance with clause C3.15 of the bca in order to maintain the fire resistance level of the existing floor

## VENTILATION:

All rooms to have adequate ventilation as

Required ventilation is to comply with part F4.5 of the BCA

Mechanical ventilation is to be installed in accordance with the relevant provisions of AS1668.1-1998 & AS1668.2-1992

Requirements of the fire engineered solution in terms of mechanical ventilation will be strictly adhered to where applicable

## DOOR NOTES:

All required exit doors will have an unobstructed height of 1980mm & an unobstructed width of 800mm in accordance with clause D1.6 of the BCA the unobstructed widths in the required exits & in the paths of travel to the required exits, except the doorways will not be less than 1000mm

Required exit doors will be readily openable without a key from the side that faces a person requiring egress, by a single handed downward action on a single device which is located between 900mm & 1200mm above the floor, in accordance with clause D2.21 of the BCA

## SHOPFRONT:

All works to be independently supported from main structure and/or steel beam over only

Allow for movement in the structure, do not chase or penetrate structural components

Provide certificates of structural adequacy from registered structural engineer on completion of works

Clear laminate glazing to be set into frameless glazing channel adapter fully recessed at bottom & top all glazing to be installed in accordance with AS1288-2006 & landlord's design guidelines

## EQUIPMENT:

All equipment on these drawings shown indicatively

Contractor to confirm all dimensions & equipment requirements with client prior to installation

All equipment to be installed as per manufacturers instructions

Contractor to confirm supply & installation of all equipment with client

Shopfitter to provide appropriate & approved cutouts in joinery items as required to allow for cable access

## ENERGY EFFICIENCY:

New air-conditioning not forming part of the base building shall comply with all parts section J5 of the BCA

New air-conditioning ductwork in addition to that provided by base building to be insulated to achieve an R1.0 rating & is to be installed in accordance with AS2549.5

Artificial lighting not forming part of the base building is to comply with section J6 of the bca

## SHOPFITTER:

It is your responsibility to do a site inspection to ensure that all instructions have accurately been documente

Morris co design will not take responsibility for any site discrepancy that result in a variation to the client

It is your responsibility to organise any site inspections required by the private certifier and/or council

It is your responsibility to secure all required certificates to enable the release of the occupation certificate ensuring that the OC is issued on time prior to trading

**Morris co design will not take responsibility for private certifiers not Issuing an OC which may result in delaying trade**

## CLIENT:

It is your responsibility to check this documentation prior to construction

It is your responsibility to ensure all approvals & registration such as lodging your business with relevant government & food authorities

It is your responsibility to organise any health inspections prior to trading

## STATUS:

# PRELIMINARY

## CLIENT SIGN OFF:

## DATE:

APPROVED DESIGN CONCEPT

M

MERITON

Building:	Dee Why Town Centre
Shop No:	05 – Guzman y Gomez
Approved By:	Ana Campos
Date:	02.11.17
Issue:	A

- APPROVAL OF THE CONCEPT IS GRANTED TO THE LESSEE FOR THESE PLANS.
- ALL NOTATIONS INCLUDING COMMENTS, DETAILS AND HANDWRITTEN CHANGES MUST BE COMPLIED WITH.
- ENGINEERS CERTIFICATE REQUIRED TO VERIFY STRUCTURAL ADEQUACY
- SHOPFITTER MUST KEEP A COPY OF THIS SET OF LESSOR APPROVED DESIGN DRAWINGS ON SITE AT ALL TIMES (DESTROY ALL PREVIOUS ISSUES AND UNSTAMPED DRAWINGS)

MORRIS<sup>co</sup>  
design

Studio 118/40 Yeo Street, Neutral Bay,  
NSW 2089 Australia  
P. 02 9380 2380 E. info@morriscodesign.com.au  
MORRISCODESIGN.COM.AU

## NOTES:

**DO NOT SCALE THIS DRAWING** All dimensions to be verified on site prior to construction. Any inconsistencies to be reported to morris co design immediately. If any doubt please ask morris co design for clarification. Any variations to these drawings requires approval from morris co design. This drawing has been produced to illustrate design intent. All shop drawings are to be submitted to and sanctioned by morris co design prior to manufacture or construction. Contractor to liaise with third party suppliers to confirm exact requirements

## CLIENT DETAILS:

NAME  
GUZMAN Y GOMEZ  
PROJECT  
TENANCY 05,  
884-886 PITTWATER RD DEE WHY  
JOB NO.  
GYG06

## ISSUE DETAILS:

A 05.10.17 PRELIMINARY ISSUE

## DRAWING DETAILS:

DRAWN BY  
EF  
CHECKED BY  
AM  
SCALE  
NTS @ A3  
DATE  
05.10.17

START DATE  
04.10.17  
DRAWING NO.

# A-00



APPROVED DESIGN CONCEPT

M

MERITON

Building:

Dee Why Town Centre

Shop No:

05 – Guzman y Gomez

Approved By:

Ana Campos

Date:

02.11.17

Issue:

A

• APPROVAL OF THE CONCEPT IS GRANTED TO THE LESSEE FOR THESE PLANS.

• ALL NOTATIONS INCLUDING COMMENTS, DETAILS AND HANDWRITTEN CHANGES MUST BE COMPLIED WITH.

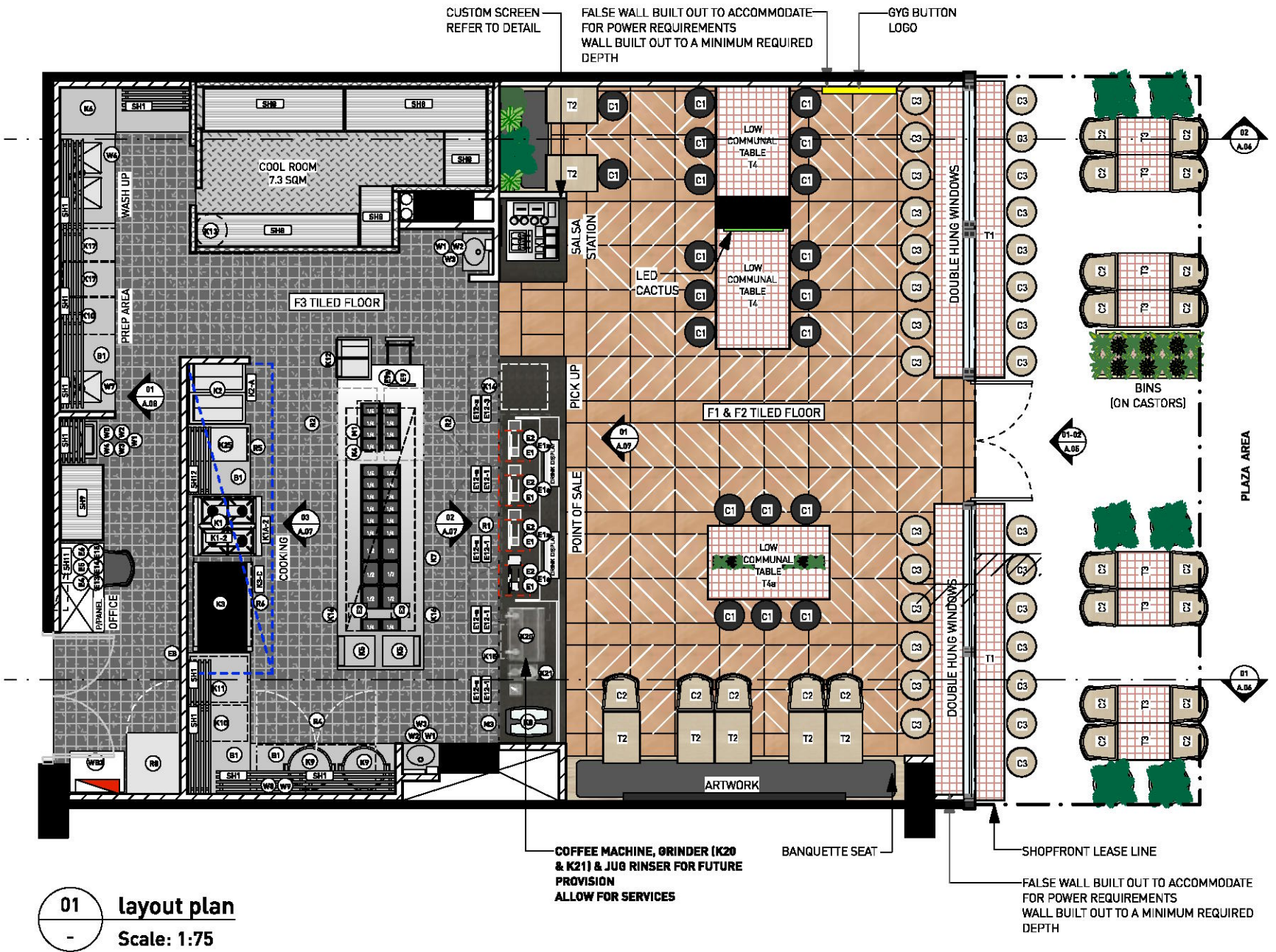
• ENGINEERS CERTIFICATE REQUIRED TO VERIFY STRUCTURAL ADEQUANCY.

• SHOPFITTER MUST KEEP A COPY OF THIS SET OF LESSOR APPROVED DESIGN DRAWINGS ON SITE AT ALL TIMES (DESTROY ALL PREVIOUS ISSUES AND UNSTAMPED DRAWINGS).



FOR MERITON GENERAL NOTES  
PLEASE REFER TO COVER PAGE

THIS PLAN TO BE READ IN  
CONJUNCTION WITH  
  
DA2018/0109  
  
NORTHERN BEACHES COUNCIL



NOTE:  
THIS DRAWING IS INDICATIVE ONLY  
SHOPFITTER TO PROVIDE SHOP DRAWINGS  
PRIOR TO CONSTRUCTION

WALL LEGEND  
EXISTING FULL HEIGHT  
SOLID WALLS BY LESSOR  
NEW FULL HEIGHT SOLID WALLS  
TO COMPLY WITH FOOD CODES

SEAT COUNT  
INTERNAL : 46 SEATS  
EXTERNAL: 31 SEATS  
TOTAL: 77 SEATS

STATUS:  
**PRELIMINARY**

MORRIS<sup>CO</sup>  
design

Studio 118/40 Yeo Street, Neutral Bay,  
NSW 2089 Australia  
P. 02 9380 2380 E. info@morrisco design.com.au  
MORRISCODESIGN.COM.AU

NOTES:

**DO NOT SCALE THIS DRAWING** All dimensions to be verified on site prior to construction. Any inconsistencies to be reported to morris co design immediately. If any doubt please ask morris co design for clarification. Any variations to these drawings requires approval from morris co design. This drawing has been produced to illustrate design intent. All shop drawings are to be submitted to and sanctioned by morris co design prior to manufacture or construction. Contractor to liaise with third party suppliers to confirm exact requirements

CLIENT DETAILS:

NAME  
GUZMAN Y GOMEZ  
PROJECT  
TENANCY 05,  
884-886 PITTWATER RD DEE WHY  
JOB NO.  
GYG06

ISSUE DETAILS:

B 05.06.17 SKETCH ISSUE  
C 06.06.17 SKETCH ISSUE  
D 13.06.17 SKETCH ISSUE  
E 21.06.17 SKETCH ISSUE  
F 12.07.17 SKETCH ISSUE  
G 28.08.17 SKETCH ISSUE  
H 25.09.17 PRELIMINARY ISSUE  
I 05.10.17 PRELIMINARY ISSUE  
J 01.11.17 PRELIMINARY ISSUE

DRAWING DETAILS: LAYOUT PLAN

DRAWN BY	SCALE	START DATE
EF/AB	1:75 @ A3	26.04.17
CHECKED BY	DATE	DRAWING NO.
AM	01.11.17	A-01a

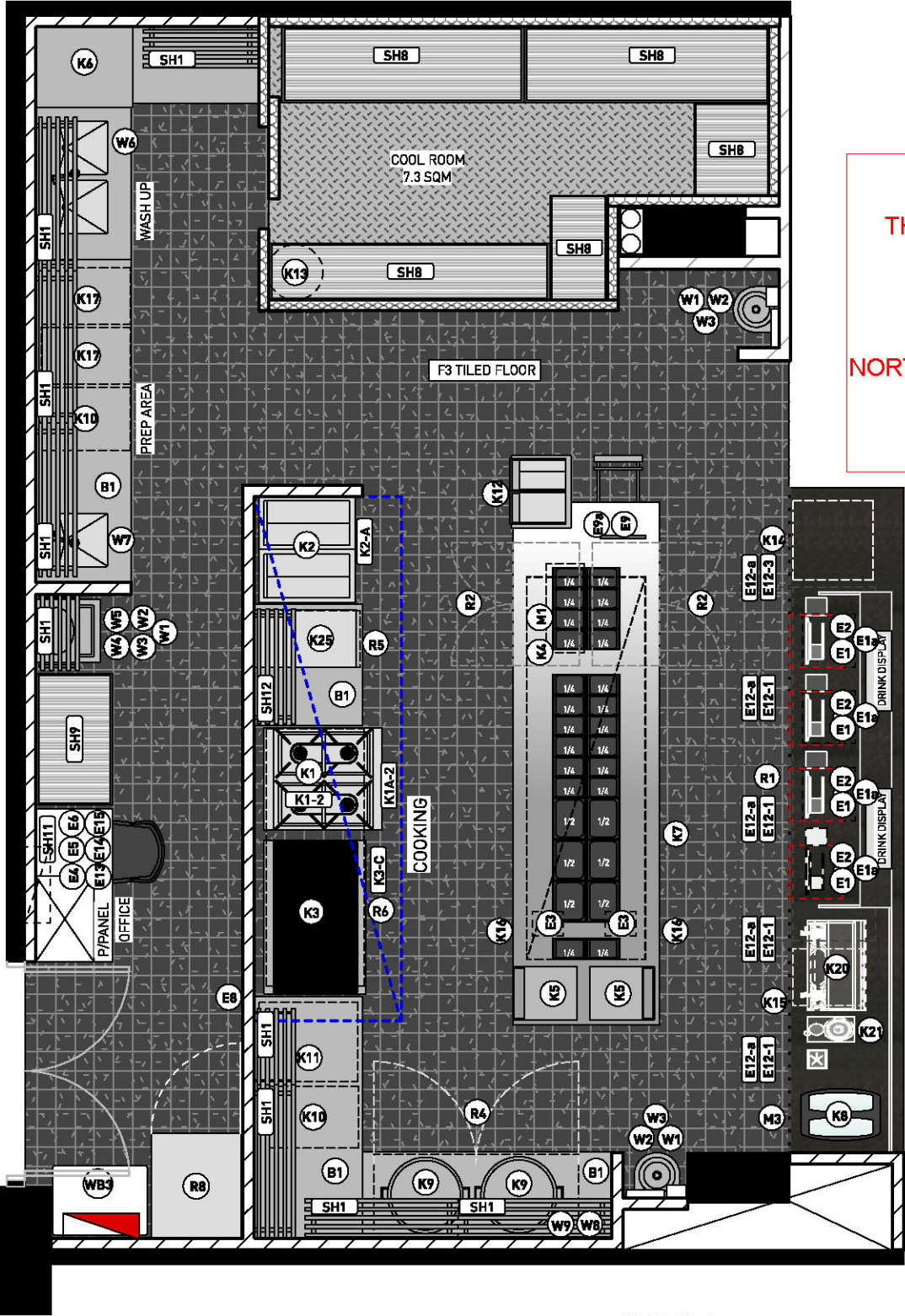


EQUIPMENT LEGEND - REFER TO SCHEDULE FOR FURTHER DETAILS

NO:	DESCRIPTION	NO:	DESCRIPTION	NO:	DESCRIPTION
KITCHEN APPLIANCES		REFRIGERATION		IT	
K1-1	NOT REQUIRED	R1	4 DOOR UNDERCOUNTER DRINK FRIDGE	E1	POINT OF SALE UNIT
K1A-1	NOT REQUIRED	R2	LINE FRIDGE - 4 DOOR UNDERCOUNTER FRIDGE	E1-a	EFTPOS UNIT
K1-2	COOKTOP (4 BURNER)	R3	NOT REQUIRED	E2	POINT OF SALE PRINTER
K1A-2	COOKTOP STAND	R4	2 DOOR UNDERCOUNTER FRIDGE	E3	LABEL / STICKER PRINTER
K2	FRYER	R5	1 DRAWER UNDER GRILL REFRIGERATED DRAWER	E4	OFFICE DESKTOP PC
K2A	FRYER	R6	NOT REQUIRED	E5	OFFICE DESKTOP PC SCREEN
K3	GRILLE (1200)	R7	UBC20 4 DRAWER FRIDGE UNDER COOKTOP	E6	OFFICE DESKTOP PC PRINTER
K3A	NOT REQUIRED	R8	1 DOOR UPRIGHT FREEZER	E8	STAFF SIGN ON SCREEN
K3B	NOT REQUIRED	R9	2 DOOR UPRIGHT FREEZER	E9	BUMP SCREEN
K3C	GRILLE STAND (TO ACCOMMODATE WILLIAMS R7 UBC20 FRIDGE UNDER BENCH REFRIGERATOR 4 DRAWER) TO SUIT K1-2 & K3 W/ R7 UNDER	WASH UP		E9A	BUMP SCREEN CONTROLLER (KDS)
K4	SALAMANDER	W1	WASH BASIN KNEE OPERATED	E10	ORDER NUMBER SCREEN
K5	TORTILLA PRESS	W2	LIQUID SOAP DISPENSER	E12-1	MENU SCREENS 43" [WITHIN BULKHEAD]
K6	DISHWASHER	W3	PAPER TOWEL WALL DISPENSER	E12-2	NOT REQUIRED
K6A	NOT REQUIRED	W4	CLEANERS SINK	E12-3	MENU SCREENS 32" [WITHIN BULKHEAD]
K7	THE LINE - CUSTOM	W5	BIB TAP	E12a	FLAT SCREEN WALL MOUNT
K7A	GANTRY	W6	HOB DUAL MIXER ASSEMBLY	E13	SERVER RACK (FOR PATCH PANEL)
K8	MARGARITA MACHINE	W7	SINGLEMIXER GOOSENECK SPOUT	E13	SHELVES FOR SERVER RACK [PATCH PANEL]
K9	GAS RICE COOKER	W8	TELESCOPIC LAUNDRY ARM	E14	STEREO
K10	HOT BOX	W9	RECESS ADAPTOR	MISC	
K11	PROTEIN BOX - C VAP	W10	WASH BASIN WAND OPERATED	WB3	WHEELED BIN
K12	QUESADILLA PRESS - ANVILLE	SHELVING			
K12A	NOT REQUIRED	SH1	PIPE WALL SHELF		
K13	ELECTRIC HOT WATER HEATER	SH8	COOLROOM SHELVING		
K14	CHIP WARMER	SH9	DRY STORE SHELVING		
K14A	CHIP WARMER LEGS	SH10	OFFICE SHELVING		
K15	ICE MACHINE	SH11	OFFICE SHELVING		
K16	STEAMER	SH12	COOK SHELF		
K17	OIL COOKER	STAINLESS STEEL			
K18	FOOD PROCESSOR	B1	WASH UP & PREP BENCHES		
K19	TEMP UP REHEATING OVEN		STICKER HOLDERS		
K20	COFFEE MACHINE		EXHAUST CANOPY		
K21	COFFEE GRINDER				
K22	NOT REQUIRED				
K24	NOT REQUIRED				
K25	CHIP DUMP				
K26	KNIFE SHARPENER				
M3	CUP DISPENSER				
E15	SAFE				



FOR MERITON GENERAL NOTES  
PLEASE REFER TO COVER PAGE



THIS PLAN TO BE READ IN  
CONJUNCTION WITH  
DA2018/0109  
NORTHERN BEACHES COUNCIL

01 kitchen plan  
Scale: 1:50

NOTE:  
THIS DRAWING IS INDICATIVE ONLY  
SHOPFITTER TO PROVIDE SHOP DRAWINGS  
PRIOR TO CONSTRUCTION

STATUS:  
**PRELIMINARY**

MORRIS<sup>co</sup>  
design

Studio 118/40 Yeo Street, Neutral Bay,  
NSW 2089 Australia  
P. 02 9380 2380 E. info@morriscodeign.com.au  
MORRISCODEIGN.COM.AU

NOTES:

**DO NOT SCALE THIS DRAWING** All dimensions to be verified on site prior to construction. Any inconsistencies to be reported to morris co design immediately. If any doubt please ask morris co design for clarification. Any variations to these drawings requires approval from morris co design. This drawing has been produced to illustrate design intent. All shop drawings are to be submitted to and sanctioned by morris co design prior to manufacture or construction. Contractor to liaise with third party suppliers to confirm exact requirements

CLIENT DETAILS:

NAME  
GUZMAN Y GOMEZ  
PROJECT  
TENANCY 05,  
884-886 PITTWATER RD DEE WHY  
JOB NO.  
GYG06

ISSUE DETAILS:

A 05.10.17 PRELIMINARY ISSUE  
B 18.10.17 PRELIMINARY ISSUE  
C 01.11.17 PRELIMINARY ISSUE

DRAWING DETAILS: KITCHEN PLAN

DRAWN BY	SCALE	START DATE
EF	1:50 @ A3	03.10.17
CHECKED BY	DATE	DRAWING NO.
AM	01.11.17	

A-01b







**NOTES**  
FLOORING AREAS ARE APPROXIMATE. CONTRACTOR TO CHECK AREAS ON SITE PRIOR TO PURCHASE.

ALLOW FOR SUPPLY AND INSTALL OF 3mm NATURAL ANNOIDISED FLATBAR TRANSITION STRIPS BETWEEN ALL FLOORING JUNCTIONS

UNDER NO CIRCUMSTANCES WILL SURFACE MOUNTED TRIMS OVER FLOOR JUNCTIONS BE ACCEPTED

**' THE LINE' NOTE:**  
EPOXY SEAL TO TOP OF PLINTH PRIOR TO INSTALLATION OF 'THE LINE'

**FLOORING - REFER TO FINISHES SCHEDULE FOR PRODUCT & SUPPLIER DETAILS**

F1		F1 TILED FLOOR REFER TO SCHEDULE	METERAGE: 37 SQM
F2		F2 TILED FLOOR REFER TO SCHEDULE	METERAGE: 18.5 SQM
F3		TILED F2 FLOORING & COVING SLIP RATING: R11 REFER TO SCHEDULE	METERAGE: 43 SQM + COVING
F4		SOLID PLINTH WITH r25mm COVE  <b>NOTE - THE LINE ONLY - EPOXY SEAL TO TOP OF PLINTH PRIOR TO INSTALLATION OF THE LINE</b>	METERAGE: 8.7 SQM

APPROVED DESIGN CONCEPT



Building: Dee Why Town Centre

Shop No: 05 - Guzman y Gomez

Approved By: Ana Campos

Date: 02.11.17

Issue: A

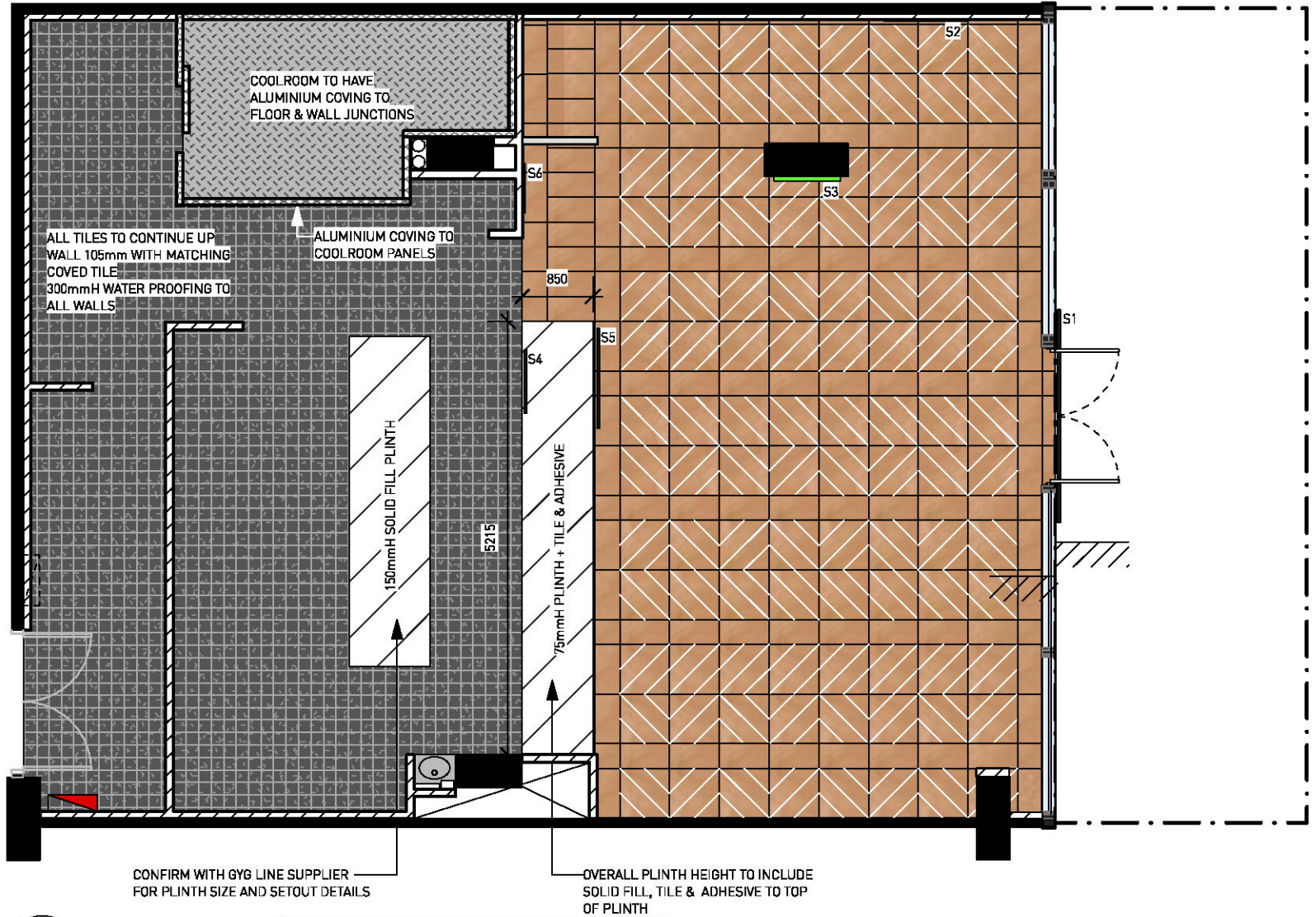
- APPROVAL OF THE CONCEPT IS GRANTED TO THE LESSEE FOR THESE PLANS
- ALL NOTATIONS INCLUDING COMMENTS, DETAILS AND HANDWRITTEN CHANGES MUST BE COMBINED WITH
- ENGINEERS CERTIFICATE REQUIRED TO VERIFY STRUCTURAL ADEQUACY
- SHOPFITTER MUST KEEP A COPY OF THIS SET OF LESSOR APPROVED DESIGN DRAWINGS ON SITE AT ALL TIMES (DESTROY ALL PREVIOUS ISSUES AND UNSTAMPED DRAWINGS)



FOR MERITON GENERAL NOTES  
PLEASE REFER TO COVER PAGE

**SIGNAGE SCHEDULE**

S1	"GYG" BRAND LOGO	6mm POWDERCOATED STEEL LETTERING IN PC1 WITH 20mm OPAL ACRYLIC BEHIND FOR SIDE ILLUMINATION LETTERS TO BE INDIVIDUALLY LIT + FIXED TO WALL	GYG SIGNAGE SUPPLIER	ARTWORK BY GYG
S2	ILLUMINATED BUTTON SIGN	1000mmDIA HALO ILLUMINATED SIGN REFER TO DETAIL	GYG SIGNAGE SUPPLIER	ARTWORK BY GYG
S3	ILLUMINATED CACTUS	L3 ILLUMINATED CACTUS FIXED INTO PC1 EXTRUSION FIXED TO COLUMN REFER TO DETAIL	GYG SIGNAGE SUPPLIER PRESTIGE SIGNS TO COMPLETE AS PER GUNGAHLIN & MLC	
S4	3D "ORDER READY" LETTERING TO COUNTER FRONT	2mm POWDERCOATED STEEL LETTERS IN PC1 WITH 20MM OPAL ACRYLIC BEHIND FOR SIDE ILLUMINATION LETTERS TO BE INDIVIDUALLY LIT + FIXED TO MESH	GYG SIGNAGE SUPPLIER	
S5	3D "GYG" BRAND LOGO LETTERING TO COUNTER FRONT	2mm PC1 STEEL LASERCUT LETTERS CONCEAL FIXED TO COUNTER	GYG SIGNAGE SUPPLIER	ARTWORK BY GYG
S6	SALSA STATION	18mmTHK 7x PLYWOOD BOARDS AS PER DETAIL HELD TOGETHER ON PC1 STEEL CHAINS SUSPENDED FROM STEEL ROD FIXED TO OVERHEAD STRUCTURE REFER TO DETAIL	GYG SIGNAGE SUPPLIER	ARTWORK BY GYG



01 floor finishes plan  
- Scale: 1:75

THIS PLAN TO BE READ IN  
CONJUNCTION WITH  
  
DA2018/0109  
  
NORTHERN BEACHES COUNCIL

STATUS:

PRELIMINARY

MORRIS<sup>co</sup>  
design

Studio 118/40 Yeo Street, Neutral Bay,  
NSW 2089 Australia  
P. 02 9380 2380 E. info@morrisco design.com.au  
MORRISCODESIGN.COM.AU

**NOTES:**

**DO NOT SCALE THIS DRAWING** All dimensions to be verified on site prior to construction. Any inconsistencies to be reported to morris co design immediately. If any doubt please ask morris co design for clarification. Any variations to these drawings requires approval from morris co design. This drawing has been produced to illustrate design intent. All shop drawings are to be submitted to and sanctioned by morris co design prior to manufacture or construction. Contractor to liaise with third party suppliers to confirm exact requirements

**CLIENT DETAILS:**

NAME  
GUZMAN Y GOMEZ

PROJECT  
TENANCY 05,  
884-886 PITTWATER RD DEE WHY  
JOB NO.

GYG06

**ISSUE DETAILS:**

A	25.09.17	PRELIMINARY ISSUE
B	05.10.17	PRELIMINARY ISSUE
C	01.11.17	PRELIMINARY ISSUE

**DRAWING DETAILS:** FLOOR FINISHES & SIGNAGE PLAN

DRAWN BY	SCALE	START DATE
EF	1:75 @ A3	26.04.17
CHECKED BY	DATE	DRAWING NO.
AM	01.11.17	

A-01c



CEILING NOTES:

THIS DRAWING IS TO BE READ IN CONJUNCTION WITH LAYOUT PLAN AND DETAILED DRAWINGS

SHOPFITTER TO LIAISE WITH LANDLORD FOR NECESSARY ALTERATIONS TO MECHANICAL AND FIRE SERVICES

MAINTAIN 500mm CLEARANCE UNDER EXISTING SPRINKLER HEADS IN ACCORDANCE WITH AS2118

BUILDER TO ASCERTAIN EXTENT OF ALL CEILING SERVICES WORK PRIOR TO COMMENCEMENT ON SITE. ALLOW FOR FULL CO-ORDINATION OF ALL SERVICES AND CEILING FINISHES

LIGHTING LAYOUT TO TAKE PRECEDENCE OVER LOCATION OF OTHER SERVICES. ANY DISCREPANCIES TO BE BROUGHT TO THE ATTENTION OF MORRIS CO DESIGN

RIGID & FLEXIBLE DUCTWORK TO COMPLY WITH THE FIRE HAZARD PROPERTIES SET OUT IN AS4254

ARTIFICIAL LIGHTING TO BE PROVIDED TO ALL ROOMS IN ACCORDANCE WITH AS1680

MECHANICAL / VENTILATION SYSTEM TO COMPLY WITH AS1668.2 AND AS3666. ADDITIONAL AND RELOCATED SERVICES SHOWN ARE INDICATIVE ONLY ALL SERVICES WORK TO BE TESTED AND CERTIFIED COMPLIANT IN ACCORDANCE TO RELEVANT AUST. STANDARDS. CERTIFICATES OF COMPLIANCE REQUIRED FOR PRACTICAL COMPLETION HANDOVER

EMERGENCY LIGHTING WILL BE PROVIDED IN ACCORDANCE WITH CLAUSE E4.2 & E4.4 OF THE BCA & AS2293.1 & CERTIFIED FOR COMPLIANCE ACCORDINGLY

EXIT SIGNS & EMERGENCY LIGHTS WILL BE PROVIDED IN ACCORDANCE WITH CLAUSE E4.5, E4.6 & E4.8 OF THE BCA & AS2293.1

LIGHTS & VENTILATION WILL BE PROVIDED IN ACCORDANCE WITH PART F4 OF THE BCA

A FIRE DETECTION & ALARM SYSTEM WILL BE PROVIDED IN ACCORDANCE WITH THE BCA SPECIFICATIONS E2.2A & AS1670

A BOOSTER FAN MUST BE PROVIDED BY SHOPFITTER IN DUCT BETWEEN KITCHEN HOODS AND LESSOR BUILDING DUCT

**NOTE:**

1. SHOPFITTER TO CHECK ON SITE EXISTING SERVICES & LOCATIONS, TO BE REUSED AS REQUIRED.

2. SHOPFITTER TO LIAISE WITH LANDLORD TO ASSESS WHAT SERVICES WILL BE PROVIDED TO TENANCY PRIOR TO TENDERING

3. ACCESS PANEL LOCATIONS TO BE CHECKED ON SITE BY SHOPFITTER ACCESS PANELS TO MATCH CEILING FINISHES/COLOUR

**NOTE:**

REFLECTED CEILING PLAN INDICATIVELY ONLY  
SHOPFITTER TO CONFIRM ALL SERVICES ON SITE PRIOR TO CONSTRUCTION & REUSE/RELOCATE EXISTING SERVICES WHERE POSSIBLE

SHOPFITTER TO PROVIDE SHOP DRAWINGS BASED ON ABOVE NOTE PRIOR TO CONSTRUCTION

**NOTE:**

LAYOUT IS TO BE READ IN CONJUNCTION WITH MECHANICAL SERVICES LAYOUT

CHECK FINAL LOCATIONS OF SERVICES PRIOR TO COMMENCEMENT & INSTALLATION

MECHANICAL BULKHEADS TO RUN ABOVE COUNTER OVERHEAD STRUCTURE & NOT NOT INTERFERE WITH CEILING FEATURE

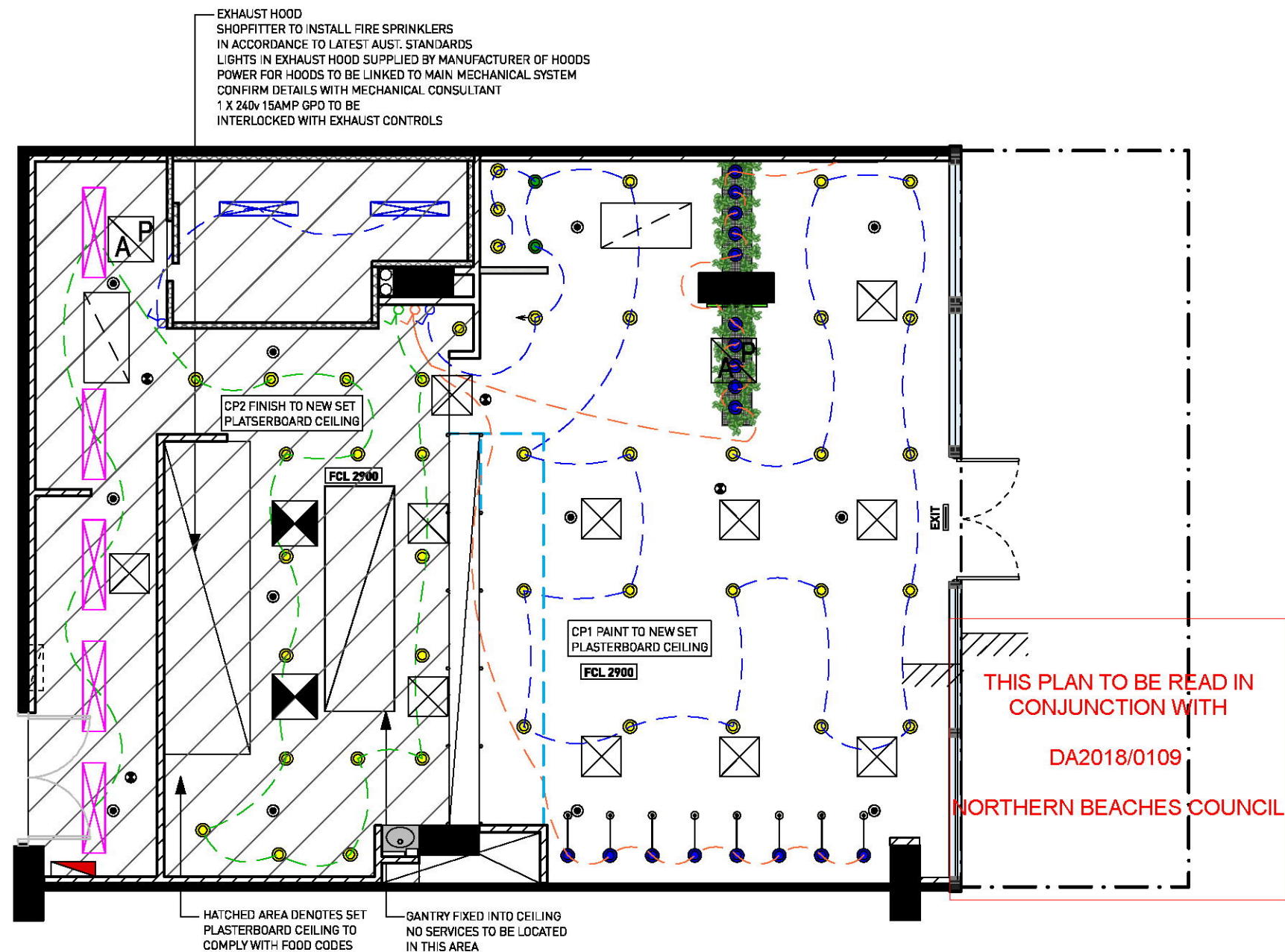
SECTION J CALCULATION:

18 x 6W (L1) = 108W	2x 6W (L5) = 12W
51x 22W (L4) = 1122W	2x 45W (L6) = 90W

TOTAL = 1332 + 121.1sqm  
= 10.99qm

- LEGEND:**
- L1 - ACCORD PENDANT - NAKED BULB**  
75mmH x 50mmDIA  
BULB: 1x E27 6W G125 LED  
CORD COLOUR: BLACK
  - L2 - LED STRIP LIGHTING - DIMMABLE**  
COLOUR TEMP: 3000K WARM WHITE  
SUPPLIER GAMMA ILLUMINATION
  - L3 - DIMMABLE**  
LED NEON FLEX STRIP  
SUPER BRIGHT - WATERPROOF IP65  
17mm DOME LUMINOUS SURFACE  
COLOUR: GREEN
  - L4 - DIMMABLE**  
RECESSED 22W 3000K LED  
MODTRIM DOWNLIGHT  
MATT BLACK FITTING  
CODE: 1006  
SUPPLIER: GAMMA ILLUMINATION
  - L5**  
BLACK ENAMEL COOLIE PENDANT  
BULB: 6W E27 ANTIQUE BULB  
BLACK ENAMEL FINISH  
SUPPLIER: EDISON LIGHTING
  - L6 45W WEATHERPROOF SURFACE MOUNT LED LIGHT**  
MATT WHITE FITTING  
SUPPLIER: SHOPFITTER / COOLROOM
  - L7 45W AXIS RECESSED LED LIGHT**  
MATT WHITE FITTING  
SUPPLIER: GAMMA ILLUMINATION
  - A/C GRILLE**  
SQUARE AIR CONDITIONING REGISTER  
TO MATCH CEILING COLOUR  
PALTECH - 03 9212 7777
  - EXIT**  
NEW SLIMLINE EXIT SIGN
  - EMERGENCY LIGHT**  
SPRINKLERS LAYOUT TO BE CONFIRMED BY FIRE CONSULTANT
  - RETURN AIR GRILLE - INDICATIVE ONLY**
  - EDB - BY LESSOR CHECK LOCATION ON SITE**
  - SPEAKER FLUSH PAINTED TO MATCH CEILING COLOUR**  
CONFIRM WITH CLIENT PREFERRED CONNECTION METHOD (SOUND SYSTEM OR COMPUTER)  
COMPUTER TO ALLOW CONNECTION BETWEEN SPEAKERS AS REQUIRED  
NOTE: SPEAKERS, CABLING & SOUND SYSTEM TO BE SUPPLIED & INSTALLED BY SHOPFITTER  
NEW LIGHT SWITCH - CLIENT TO CONFIRM IF DIMMABLE REQUIRED  
CONTRACTOR TO ADVISE & INSTALL SWITCHES AT STANDARD HEIGHT AFFL WHITE WITH WHITE CLIP ON COVER PLATES SUPPLIED & INSTALLED BY ELECTRICIAN TO SUIT DIMMER  
DRIVE ON LIGHT FITTING IF REQUIRED
  - A/C ACCESS PANEL**  
BUILDER TO CHECK ON SITE & ADVISE MOST SUITABLE LOCATIONS

COLOUR TEMPERATURE FOR ALL LIGHTS TO BE 3000K



**01 reflected ceiling plan**  
Scale: 1:75

**INSTALLATION OF SERVICES TO BE CONFIRMED WITH TENANCY COORDINATOR PRIOR COMMENCEMENT OF FITOUT**

<b>APPROVED DESIGN CONCEPT</b>	
Building:	Dee Why Town Centre
Shop No:	05 - Guzman y Gomez
Approved By:	Ana Campos
Date:	02.11.17
Issue:	A
<small>• APPROVAL OF THE CONCEPT IS GRANTED TO THE LESSEE FOR THESE PLANS. • ALL NOTATIONS INCLUDING COMMENTS, DETAILS AND HANDWRITTEN CHANGES MUST BE COMPLIED WITH. • ENGINEERS CERTIFICATE REQUIRED TO VERIFY STRUCTURAL ADEQUACY • SHOPFITTER MUST KEEP A COPY OF THIS SET OF LESSOR APPROVED DESIGN DRAWINGS ON SITE AT ALL TIMES (DESTROY ALL PREVIOUS ISSUES AND UNSTAMPED DRAWINGS)</small>	



FOR MERITON GENERAL NOTES  
PLEASE REFER TO COVER PAGE

**STATUS:**

**PRELIMINARY**

**NOTES:**

**DO NOT SCALE THIS DRAWING** All dimensions to be verified on site prior to construction. Any inconsistencies to be reported to morris co design immediately. If any doubt please ask morris co design for clarification. Any variations to these drawings requires approval from morris co design. This drawing has been produced to illustrate design intent. All shop drawings are to be submitted to and sanctioned by morris co design prior to manufacture or construction. Contractor to liaise with third party suppliers to confirm exact requirements

**CLIENT DETAILS:**

**NAME**  
GUZMAN Y GOMEZ

**PROJECT**  
TENANCY 05,  
884-886 PITTWATER RD DEE WHY  
JOB NO.  
GYG06

**ISSUE DETAILS:**

A	25.09.17	PRELIMINARY ISSUE
B	05.10.17	PRELIMINARY ISSUE
C	01.11.17	PRELIMINARY ISSUE

**DRAWING DETAILS: REFLECTED CEILING PLAN**


<b>DRAWN BY</b> EF	<b>SCALE</b> 1:75 @ A3	<b>START DATE</b> 26.04.17
<b>CHECKED BY</b> AM	<b>DATE</b> 01.11.17	<b>DRAWING NO.</b> A-02





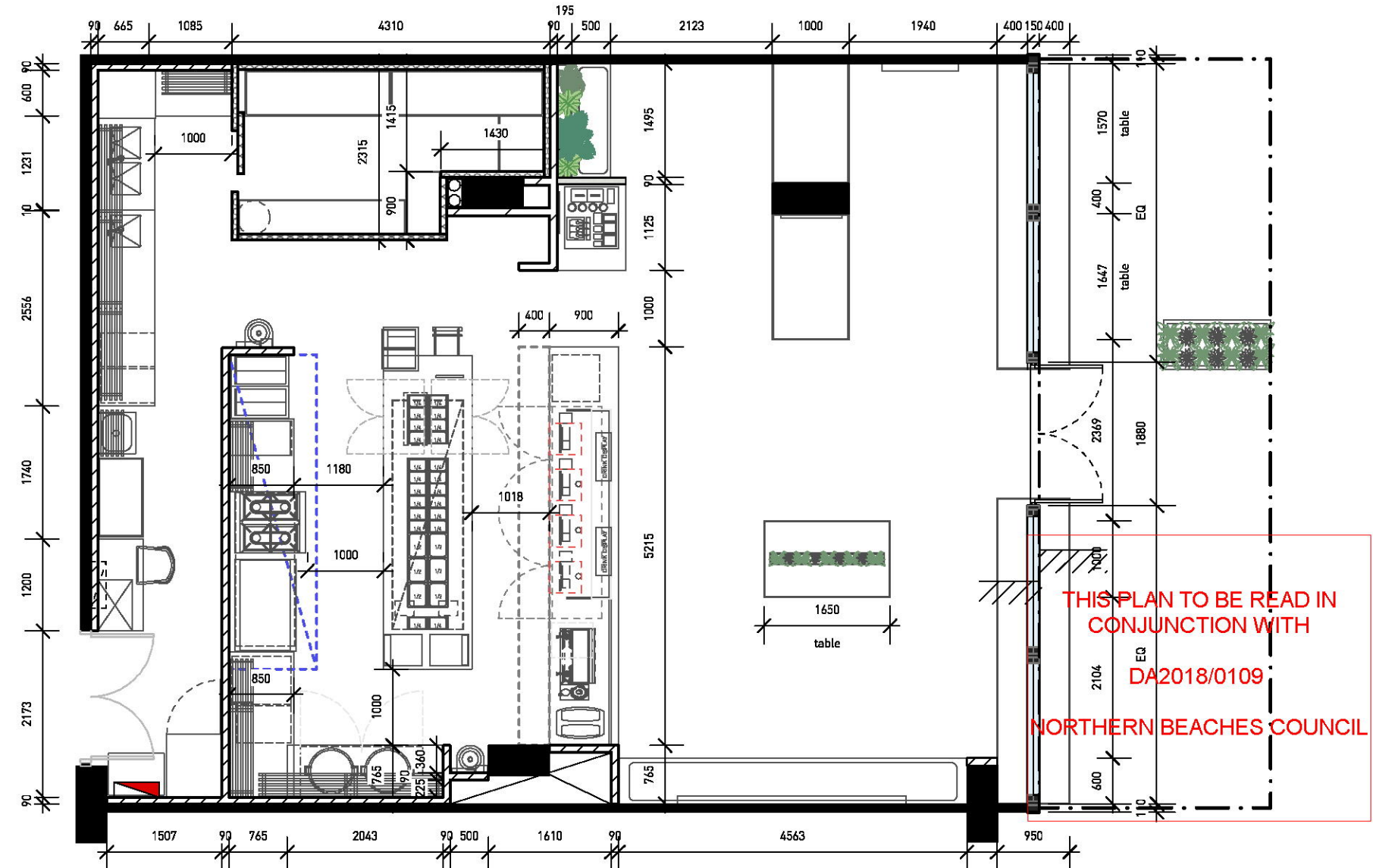


**NOTE:**  
THIS DRAWING IS INDICATIVE ONLY  
SHOPFITTER TO PROVIDE SHOP DRAWINGS  
PRIOR TO CONSTRUCTION

	
APPROVED DESIGN CONCEPT	
Building:	Dee Why Town Centre
Shop No:	05 – Guzman y Gomez
Approved By:	Ana Campos
Date:	02.11.17
Issue:	A
<ul style="list-style-type: none"> <li>• APPROVAL OF THE CONCEPT IS GRANTED TO THE LESSEE FOR THESE PLANS</li> <li>• ALL NOTATIONS INCLUDING COMMENTS, DETAILS AND HANDWRITTEN CHANGES MUST BE COMPLIED WITH</li> <li>• ENGINEERS CERTIFICATE REQUIRED TO VERIFY STRUCTURAL ADEQUACY</li> <li>• SHOPFITTER MUST KEEP A COPY OF THIS SET OF LESSOR APPROVED DESIGN DRAWINGS ON SITE AT ALL TIMES (DESTROY ALL PREVIOUS ISSUES AND UNSTAMPED DRAWINGS)</li> </ul>	



FOR MERITON GENERAL NOTES  
PLEASE REFER TO COVER PAGE



01 fitout works plan  
- Scale: 1:75

**STATUS:**

# PRELIMINARY

MORRIS<sup>CO</sup>  
design

**Studio 118/40 Yeo Street, Neutral Bay,  
NSW 2089 Australia  
P. 02 9380 2380 E. [info@morriscodesign.com.au](mailto:info@morriscodesign.com.au)  
[MORRISCODESIGN.COM.AU](http://MORRISCODESIGN.COM.AU)**

**NOTES:**

**DO NOT SCALE THIS DRAWING** All dimensions to be verified on site prior to construction. Any inconsistencies to be reported to morris co design immediately. If any doubt please ask morris co design for clarification. Any variations to these drawings requires approval from morris co design. This drawing has been produced to illustrate design intent. All shop drawings are to be submitted to and sanctioned by morris co design prior to manufacture or construction. Contractor to liaise with third party suppliers to confirm exact requirements

**CLIENT DETAILS:**

**NAME**  
**GUZMAN Y GOMEZ**

**PROJECT**  
**TENANCY 05,**  
**884-886 PITTWATER RD DEE WHY**  
**JOB NO.**  
**GYG06**

### ISSUE DETAILS:

<b>A</b>	<b>25.09.17</b>	<b>PRELIMINARY ISSUE</b>
<b>B</b>	<b>05.10.17</b>	<b>PRELIMINARY ISSUE</b>

**DRAWING DETAILS: FITOUT WORKS PLAN**

**DRAWN BY**  
EF  
**CHECKED BY**  
AM

**SCALE**  
**1:75 @ A3**

**DATE**  
**05.10.17**

**START DATE**  
**26.04.17**

**DRAWING NO.**

**A-04**



Shopfront sign must be illuminated during the centre's trading hours and connected back to the tenants Electrical Distribution Board

S1 ILLUMINATED LOGO SURFACE FIXED ABOVE DOOR REFER TO DETAIL

C3 TIMBER & BLACK BAR STOOL

TL2 TILE FINISH ON 45 DEGREE ANGLE

GUZMAN Y GOMEZ

TL1 TILE FINISH ON 45 DEGREE ANGLE TO SHOPFRONT SURROUND

DOUBLE HUNG WINDOW WITH PC1 POWDERCOAT FINISH & CLR GLAZING

PC1 HORIZONTAL / VERTICAL DECORATIVE STEEL PANELS WELDED TO FRONT FACE OF STEEL STRUCTURE

PC1 HORIZONTAL / VERTICAL DECORATIVE STEEL PANELS WELDED TO FRONT FACE OF DOOR FRAME

01

shopfront elevation - closed

-

Scale: 1:50

GUZMAN Y GOMEZ

OPEN

OPEN

OPEN

OPEN

02

shopfront elevation - open

-

Scale: 1:50

THIS PLAN TO BE READ IN CONJUNCTION WITH

DA2018/0109

APPROVED DESIGN CONCEPT	
Building	Dee Why Town Centre
Shop No:	05 - Guzman y Gomez
Approved By:	Ana Campos
Date:	02.11.17
Issue:	A
<ul style="list-style-type: none"><li>APPROVAL OF THE CONCEPT IS GRANTED TO THE LESSEE FOR THESE PLANS</li><li>ALL NOTATIONS INCLUDING COMMENTS, DETAILS AND HANDWRITTEN CHANGES MUST BE COMPLIED WITH</li><li>ENGINEERS CERTIFICATE REQUIRED TO VERIFY STRUCTURAL ADEQUACY</li><li>SHOPFITTER MUST KEEP A COPY OF THIS SET OF LESSOR APPROVED DESIGN DRAWINGS ON SITE AT ALL TIMES (DESTROY ALL PREVIOUS ISSUES AND UNSTAMPED DRAWINGS)</li></ul>	

MERITON

FOR MERITON GENERAL NOTES PLEASE REFER TO COVER PAGE

STATUS:

PRELIMINARY

MORRIS<sup>CO</sup>  
design

Studio 118/40 Yeo Street, Neutral Bay,  
NSW 2089 Australia  
P. 02 9380 2380 E. info@morrisco design.com.au  
MORRISCODESIGN.COM.AU

#### NOTES:

**DO NOT SCALE THIS DRAWING** All dimensions to be verified on site prior to construction. Any inconsistencies to be reported to morris co design immediately. If any doubt please ask morris co design for clarification. Any variations to these drawings requires approval from morris co design. This drawing has been produced to illustrate design intent. All shop drawings are to be submitted to and sanctioned by morris co design prior to manufacture or construction. Contractor to liaise with third party suppliers to confirm exact requirements

#### CLIENT DETAILS:

NAME

GUZMAN Y GOMEZ

PROJECT

TENANCY 05,  
884-886 PITTWATER RD DEE WHY  
JOB NO.

GYG06

#### ISSUE DETAILS:

A	25.09.17	PRELIMINARY ISSUE
B	05.10.17	PRELIMINARY ISSUE

#### DRAWING DETAILS: SHOPFRONT ELEVATION

DRAWN BY

EF

CHECKED BY

AM

SCALE

1:50 @ A3

DATE

05.10.17

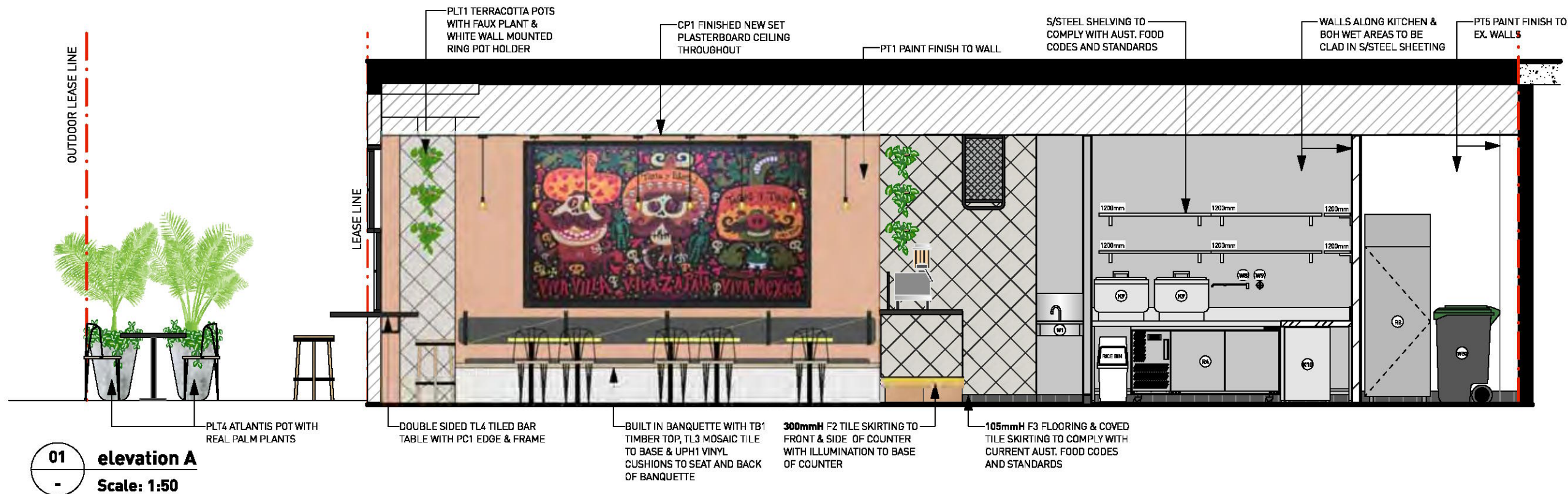
START DATE

19.09.17

DRAWING NO.

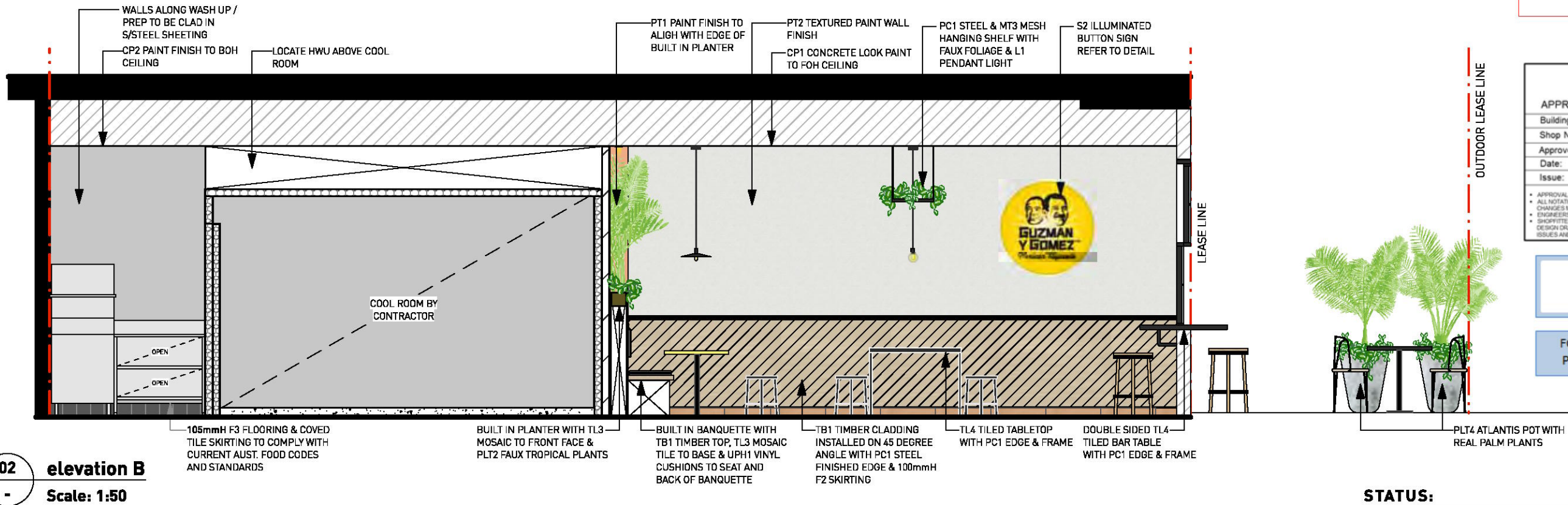
A-05





01 elevation A  
Scale: 1:50

THIS PLAN TO BE READ IN  
CONJUNCTION WITH  
DA2018/0109  
NORTHERN BEACHES COUNCIL



02 elevation B  
Scale: 1:50

APPROVED DESIGN CONCEPT	
Building:	Dee Why Town Centre
Shop No:	05 - Guzman y Gomez
Approved By:	Ana Campos
Date:	02.11.17
Issue:	A
<ul style="list-style-type: none"> <li>APPROVAL OF THE CONCEPT IS GRANTED TO THE LESSEE FOR THESE PLANS.</li> <li>ALL NOTATIONS INCLUDING COMMENTS, DETAILS AND HANDWRITTEN CHANGES MUST BE COMPLIED WITH.</li> <li>ENGINEERS CERTIFICATE REQUIRED TO VERIFY STRUCTURAL ADEQUACY.</li> <li>SHOPFITTER MUST KEEP A COPY OF THIS SET OF LESSOR APPROVED DESIGN DRAWINGS ON SITE AT ALL TIMES (DESTROY ALL PREVIOUS ISSUES AND UNSTAMPED DRAWINGS).</li> </ul>	

MERITON

FOR MERITON GENERAL NOTES  
PLEASE REFER TO COVER PAGE

STATUS:

PRELIMINARY

MORRIS<sup>CO</sup>  
design

Studio 118/40 Yeo Street, Neutral Bay,  
NSW 2089 Australia  
P. 02 9380 2380 E. info@morrisco design.com.au  
MORRISCODESIGN.COM.AU

#### NOTES:

**DO NOT SCALE THIS DRAWING** All dimensions to be verified on site prior to construction. Any inconsistencies to be reported to morris co design immediately. If any doubt please ask morris co design for clarification. Any variations to these drawings requires approval from morris co design. This drawing has been produced to illustrate design intent. All shop drawings are to be submitted to and sanctioned by morris co design prior to manufacture or construction. Contractor to liaise with third party suppliers to confirm exact requirements

#### CLIENT DETAILS:

NAME  
GUZMAN Y GOMEZ  
PROJECT  
TENANCY 05,  
884-886 PITTWATER RD DEE WHY  
JOB NO.  
GYG06

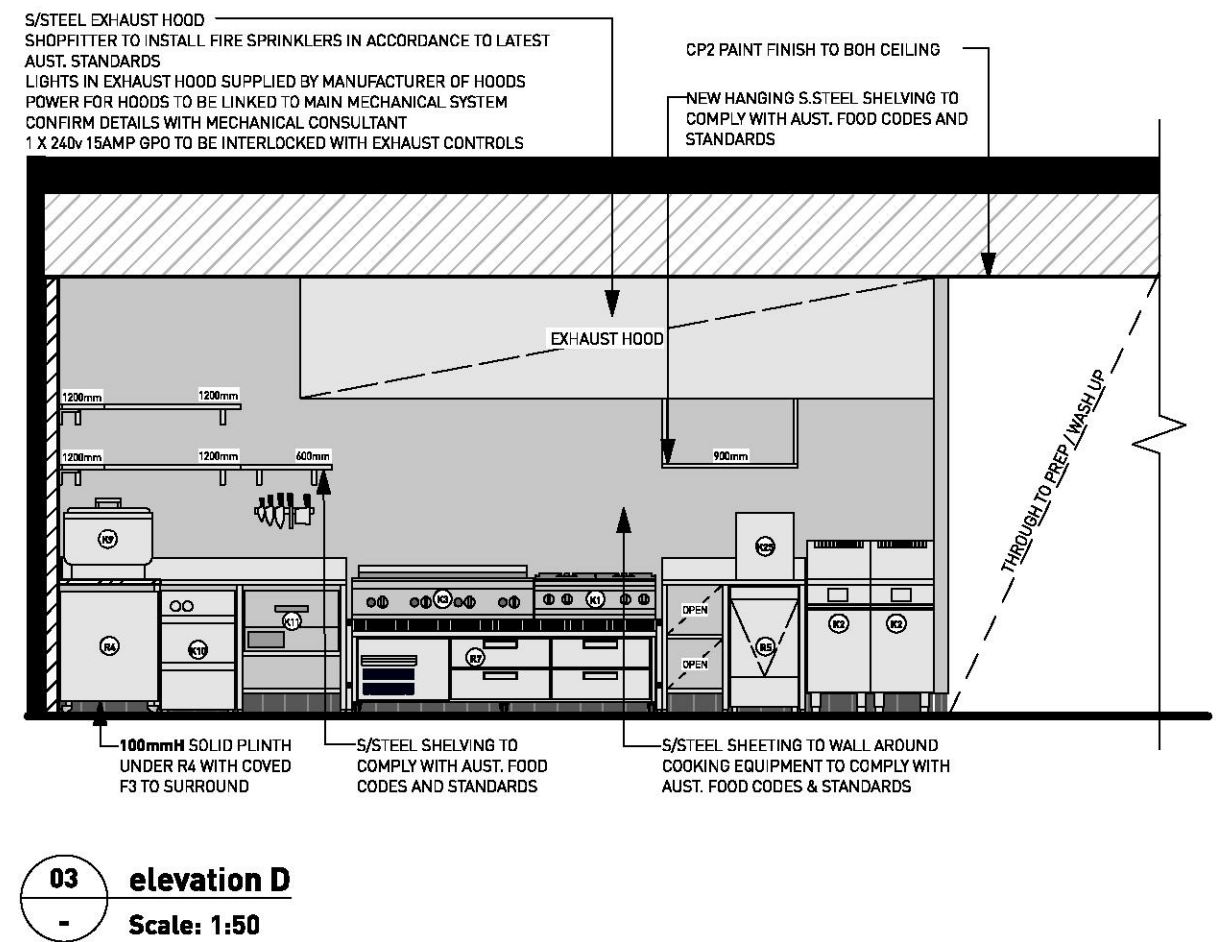
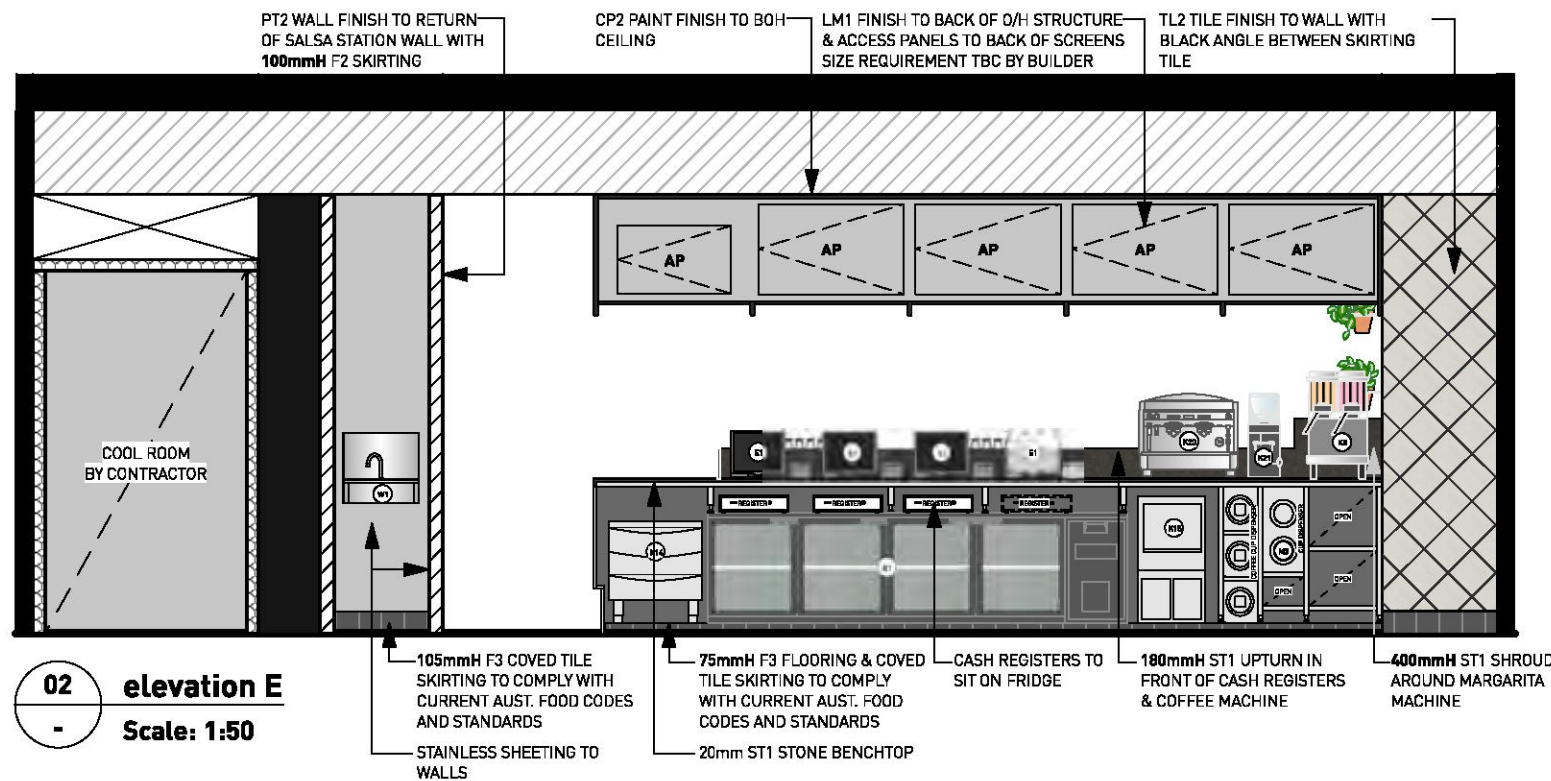
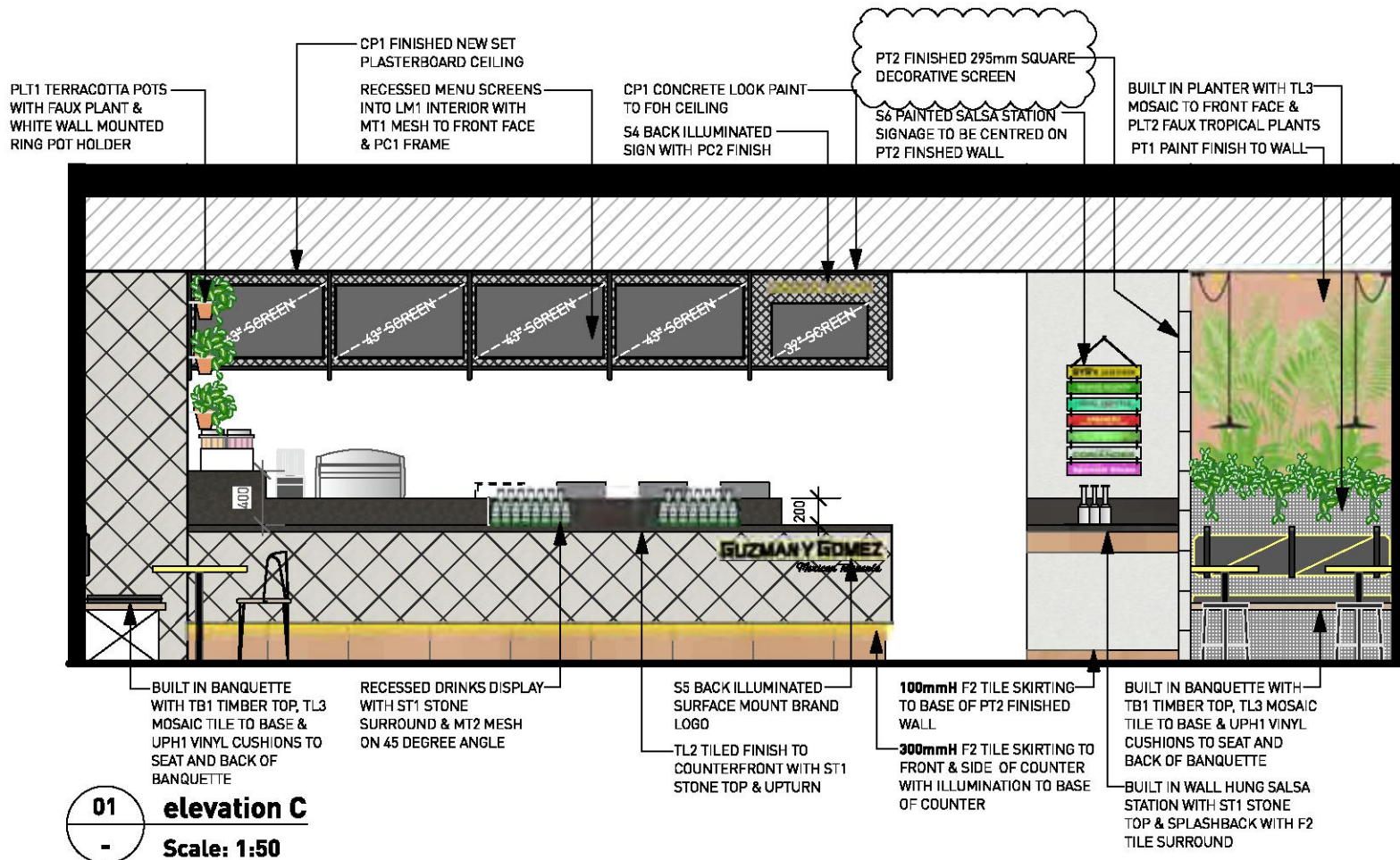
#### ISSUE DETAILS:

A	25.09.17	PRELIMINARY ISSUE
B	05.10.17	PRELIMINARY ISSUE
C	01.11.17	PRELIMINARY ISSUE

#### DRAWING DETAILS: INTERNAL ELEVATIONS 1/3

DRAWN BY	SCALE	START DATE
EF	1:50 @ A3	19.09.17
CHECKED BY	DATE	DRAWING NO.
AM	01.11.17	A-06





THIS PLAN TO BE READ IN  
CONJUNCTION WITH  
DA2018/0109  
NORTHERN BEACHES COUNCIL

APPROVED DESIGN CONCEPT	
Building:	Dee Why Town Centre
Shop No:	05 – Guzman y Gomez
Approved By:	Ana Campos
Date:	02.11.17
Issue:	A



FOR MERITON GENERAL NOTES  
PLEASE REFER TO COVER PAGE

STATUS:

**PRELIMINARY**

**MORRIS<sup>CO</sup>**  
*design*

Studio 118/40 Yeo Street, Neutral Bay,  
NSW 2089 Australia  
P. 02 9380 2380 E. info@morrisco design.com.au  
MORRISCODESIGN.COM.AU

#### NOTES:

**DO NOT SCALE THIS DRAWING** All dimensions to be verified on site prior to construction. Any inconsistencies to be reported to morris co design immediately. If any doubt please ask morris co design for clarification. Any variations to these drawings requires approval from morris co design. This drawing has been produced to illustrate design intent. All shop drawings are to be submitted to and sanctioned by morris co design prior to manufacture or construction. Contractor to liaise with third party suppliers to confirm exact requirements

#### CLIENT DETAILS:

**NAME**  
GUZMAN Y GOMEZ  
**PROJECT**  
TENANCY 05,  
884-886 PITTWATER RD DEE WHY  
JOB NO.  
GYG06

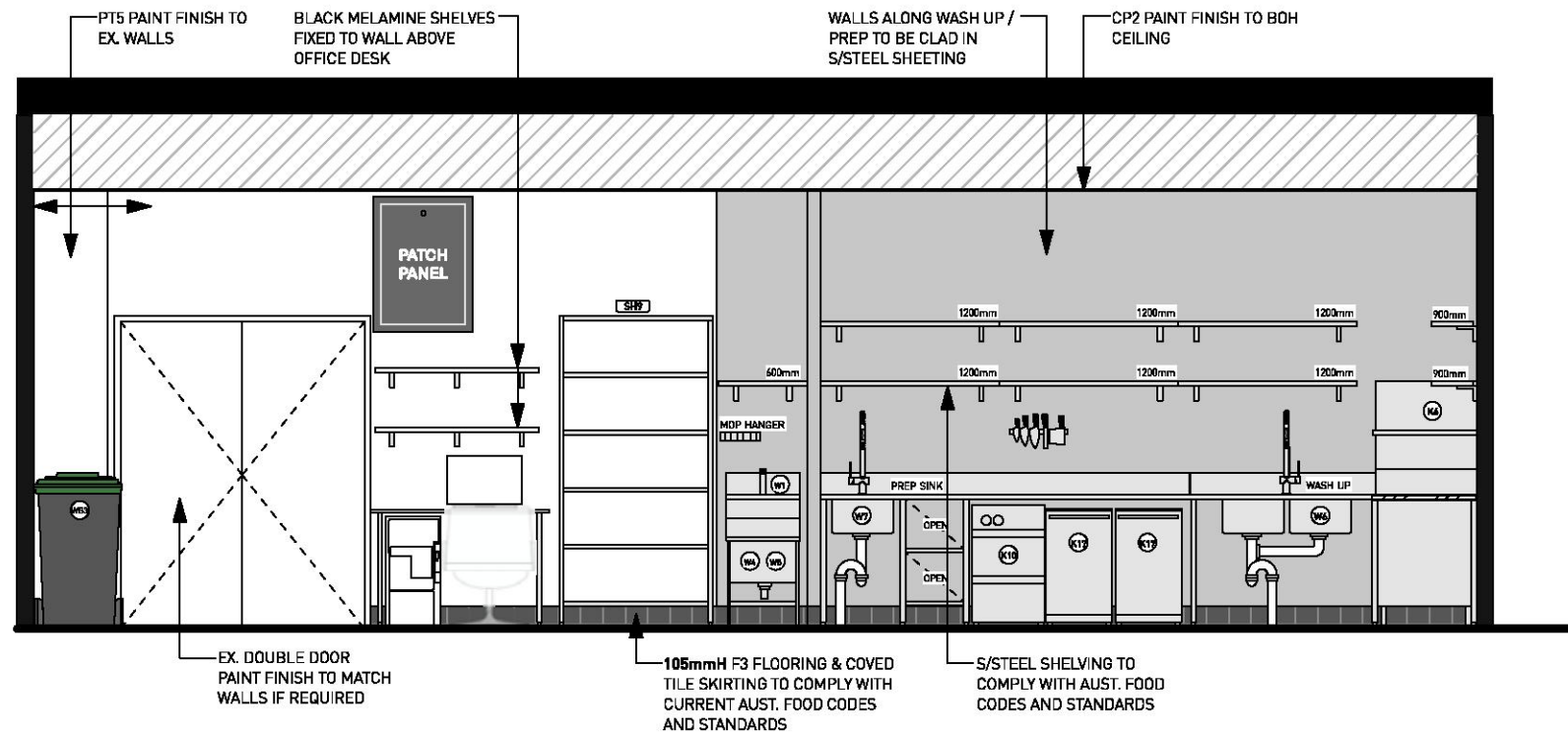
#### ISSUE DETAILS:

**A** 25.09.17 PRELIMINARY ISSUE  
**B** 05.10.17 PRELIMINARY ISSUE  
**C** 01.11.17 PRELIMINARY ISSUE

#### DRAWING DETAILS: INTERNAL ELEVATIONS 2/3

<b>DRAWN BY</b>	<b>SCALE</b>	<b>START DATE</b>
EF	1:50 @ A3	20.09.17
<b>CHECKED BY</b>	<b>DATE</b>	<b>DRAWING NO.</b>
AM	01.11.17	A-07





01 elevation F  
- Scale: 1:50

THIS PLAN TO BE READ IN  
CONJUNCTION WITH  
DA2018/0109  
NORTHERN BEACHES COUNCIL

	
<b>APPROVED DESIGN CONCEPT</b>	
<b>Building:</b>	<b>Dee Why Town Centre</b>
<b>Shop No:</b>	<b>05 – Guzman y Gomez</b>
<b>Approved By:</b>	<b>Ana Campos</b>
<b>Date:</b>	<b>02.11.17</b>
<b>Issue:</b>	<b>A</b>
<ul style="list-style-type: none"><li>• APPROVAL OF THE CONCEPT IS GRANTED TO THE LESSEE FOR THESE PLANS.</li><li>• ALL NOTATIONS INCLUDING COMMENTS, DETAILS AND HANDWRITTEN CHANGES MUST BE COMPLIED WITH.</li><li>• ENGINEER'S CERTIFICATE REQUIRED TO VERIFY STRUCTURAL ADEQUACY.</li><li>• SHOPFITTER MUST KEEP A COPY OF THIS SET OF LESSOR APPROVED DESIGN DRAWINGS ON SITE AT ALL TIMES (DESTROY ALL PREVIOUS ISSUES AND UNSTAMPED DRAWINGS).</li></ul>	



FOR MERITON GENERAL NOTES  
PLEASE REFER TO COVER PAGE

STATUS:

**PRELIMINARY**

**MORRIS<sup>co</sup>**  
*design*

Studio 118/40 Yeo Street, Neutral Bay,  
NSW 2089 Australia  
P. 02 9380 2380 E. info@morrisco design.com.au  
MORRISCODESIGN.COM.AU

#### NOTES:

**DO NOT SCALE THIS DRAWING** All dimensions to be verified on site prior to construction. Any inconsistencies to be reported to morris co design immediately. If any doubt please ask morris co design for clarification. Any variations to these drawings requires approval from morris co design. This drawing has been produced to illustrate design intent. All shop drawings are to be submitted to and sanctioned by morris co design prior to manufacture or construction. Contractor to liaise with third party suppliers to confirm exact requirements

#### CLIENT DETAILS:

**NAME**  
GUZMAN Y GOMEZ  
**PROJECT**  
TENANCY 05,  
884-886 PITTWATER RD DEE WHY  
JOB NO.  
GYG06

#### ISSUE DETAILS:


A	25.09.17	PRELIMINARY ISSUE
B	05.10.17	PRELIMINARY ISSUE
C	01.11.17	PRELIMINARY ISSUE

#### DRAWING DETAILS: INTERNAL ELEVATIONS 3/3

<b>DRAWN BY</b> EF	<b>SCALE</b> 1:50 @ A3	<b>START DATE</b> 20.09.17
<b>CHECKED BY</b> AM	<b>DATE</b> 01.11.17	<b>DRAWING NO.</b> A-08



APPROVED DESIGN CONCEPT



Building: Dee Why Town Centre

Shop No: 05 – Guzman y Gomez

Approved By: Ana Campos

Date: 02.11.17

Issue: A

• APPROVAL OF THE CONCEPT IS GRANTED TO THE LESSEE FOR THESE PLANS.

• ALL NOTATIONS INCLUDING COMMENTS, DETAILS AND HANDWRITTEN CHANGES MUST BE COMPLIED WITH.

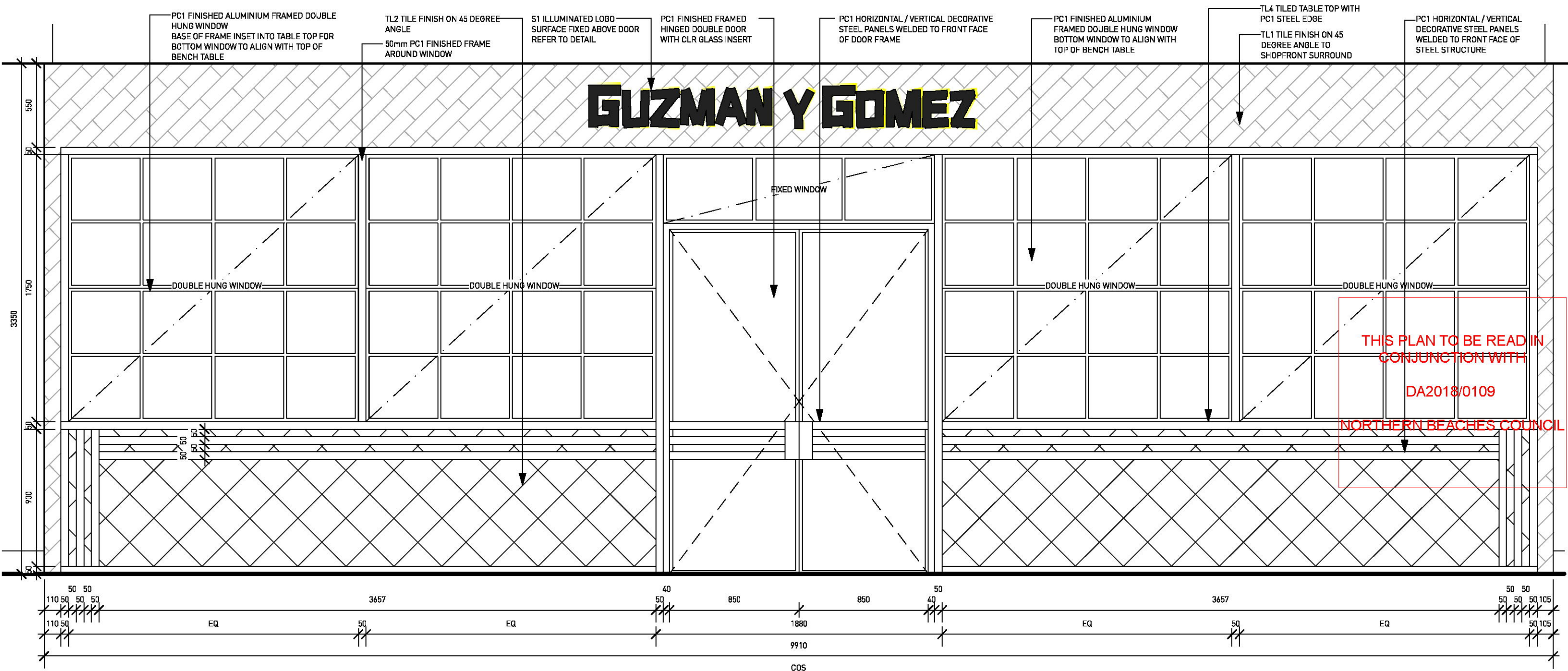
• ENGINEERS CERTIFICATE REQUIRED TO VERIFY STRUCTURAL ADEQUACY.

• SHOPFITTER MUST KEEP A COPY OF THIS SET OF LESSOR APPROVED DESIGN DRAWINGS ON SITE AT ALL TIMES (DESTROY ALL PREVIOUS ISSUES AND UNSTAMPED DRAWINGS).



FOR MERITON GENERAL NOTES  
PLEASE REFER TO COVER PAGE

Shopfront sign must be illuminated during the centre's trading hours and connected back to the tenants Electrical Distribution Board



01 shopfront detail  
- Scale: 1:25

STATUS:  
**PRELIMINARY**

MORRIS<sup>CO</sup>  
design

Studio 118/40 Yeo Street, Neutral Bay,  
NSW 2089 Australia  
P. 02 9380 2380 E. info@morrisco design.com.au  
MORRISCODESIGN.COM.AU

NOTES:

**DO NOT SCALE THIS DRAWING** All dimensions to be verified on site prior to construction. Any inconsistencies to be reported to morris co design immediately. If any doubt please ask morris co design for clarification. Any variations to these drawings requires approval from morris co design. This drawing has been produced to illustrate design intent. All shop drawings are to be submitted to and sanctioned by morris co design prior to manufacture or construction. Contractor to liaise with third party suppliers to confirm exact requirements

CLIENT DETAILS:

NAME  
GUZMAN Y GOMEZ  
PROJECT  
TENANCY 05,  
884-886 PITTWATER RD DEE WHY  
JOB NO.  
GYG06

ISSUE DETAILS:

A 05.10.17 PRELIMINARY ISSUE

DRAWING DETAILS: SHOPFRONT DETAILS

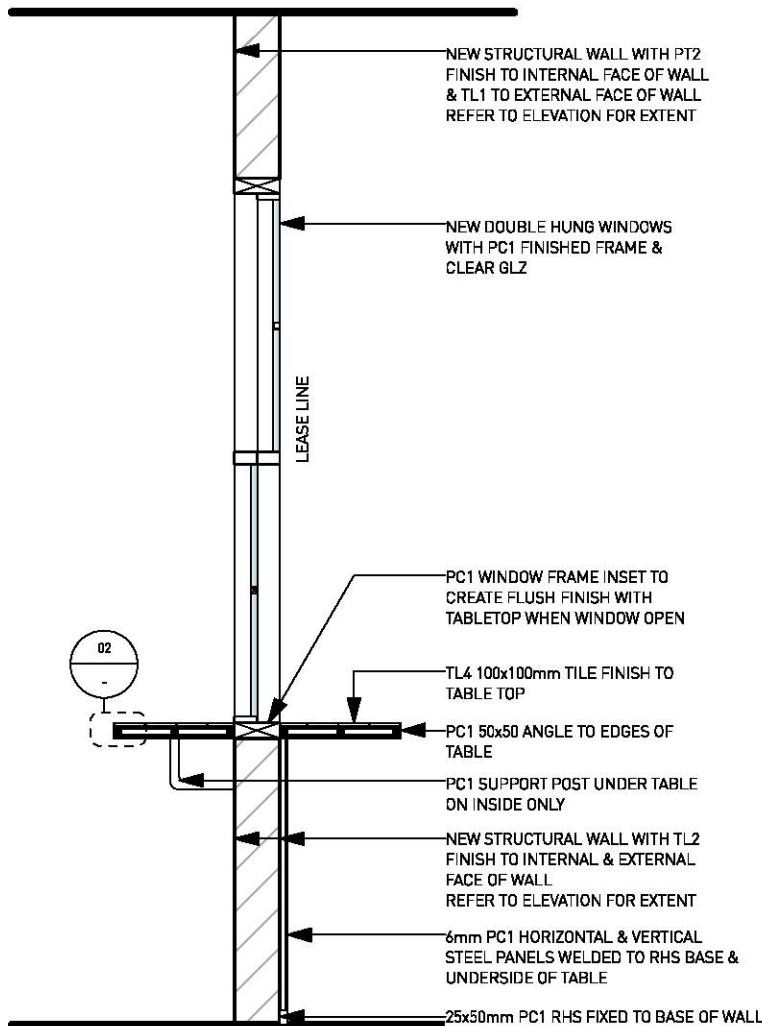
DRAWN BY	SCALE	START DATE
EF	1:25 @ A3	26.09.17
CHECKED BY	DATE	DRAWING NO.
AM	05.10.17	A-09



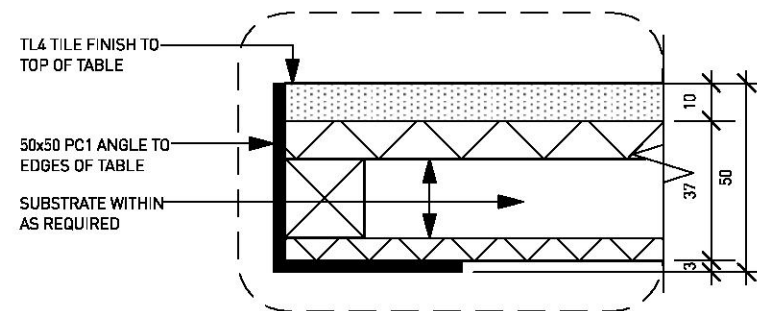
APPROVED DESIGN CONCEPT		<b>M</b> MERITON
Building:	Dee Why Town Centre	
Shop No:	05 - Guzman y Gomez	
Approved By:	Ana Campos	
Date:	02.11.17	
Issue:	A	
<small>           * APPROVAL OF THE CONCEPT IS GRANTED TO THE LESSEE FOR THESE PLANS.            * ALL NOTATIONS INCLUDING COMMENTS, DETAILS AND HANDWRITTEN CHANGES MUST BE COMPLIED WITH.            * ENGINEERS CERTIFICATE REQUIRED TO VERIFY STRUCTURAL ADEQUACY.            * SHOPPETER MUST KEEP A COPY OF THIS SET OF LESSEE APPROVED DESIGN DRAWINGS ON SITE AT ALL TIMES (DESTROY ALL PREVIOUS ISSUES AND UNSTAMPED DRAWINGS).         </small>		



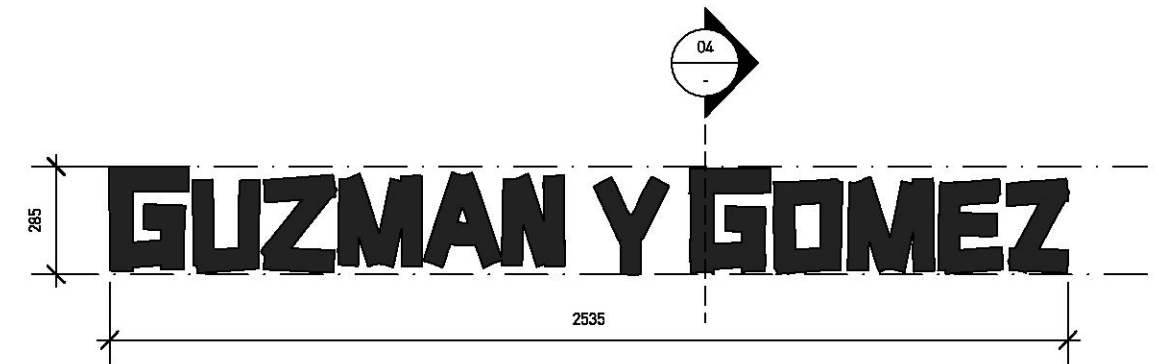
THIS PLAN TO BE READ IN  
CONJUNCTION WITH  
  
DA2018/0109  
  
NORTHERN BEACHES COUNCIL



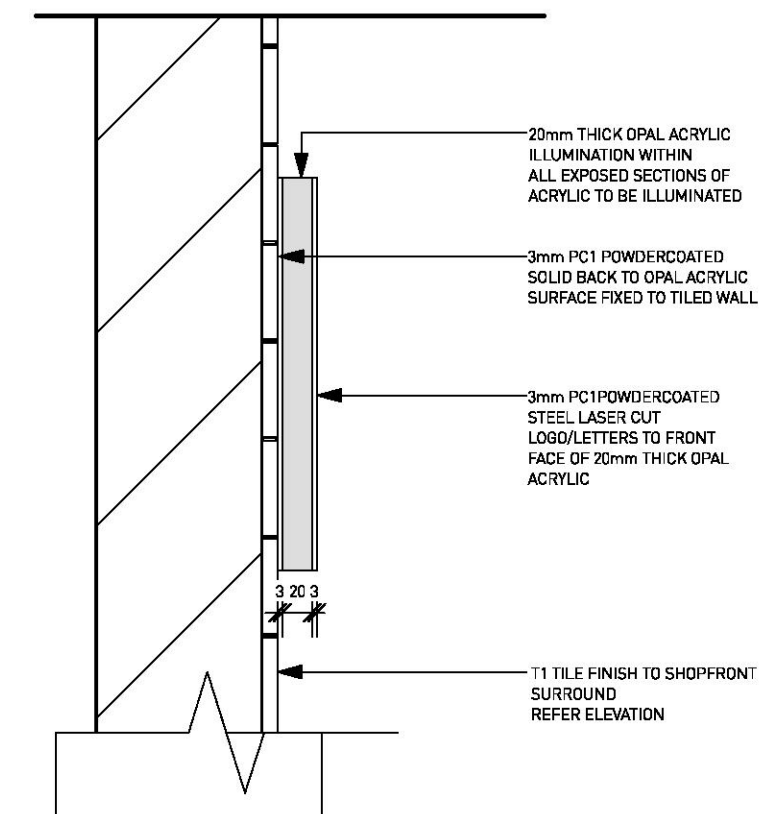
**01** window section detail  
Scale: 1:25



**02** table edge detail  
Scale: Half Actual Size



**03** S1 front elevation  
Scale: 1:20



**04** S1 section detail  
Scale: 1:5

STATUS:

**PRELIMINARY**

**MORRIS<sup>CO</sup>**  
*design*

Studio 118/40 Yeo Street, Neutral Bay,  
NSW 2089 Australia  
P. 02 9380 2380 E. info@morriscodesign.com.au  
MORRISCODESIGN.COM.AU

**NOTES:**

**DO NOT SCALE THIS DRAWING** All dimensions to be verified on site prior to construction. Any inconsistencies to be reported to morris co design immediately. If any doubt please ask morris co design for clarification. Any variations to these drawings requires approval from morris co design. This drawing has been produced to illustrate design intent. All shop drawings are to be submitted to and sanctioned by morris co design prior to manufacture or construction. Contractor to liaise with third party suppliers to confirm exact requirements

**CLIENT DETAILS:**

**NAME**  
GUZMAN Y GOMEZ  
**PROJECT**  
TENANCY 05,  
884-886 PITTWATER RD DEE WHY  
JOB NO.  
GYG06

**ISSUE DETAILS:**

A 05.10.17 PRELIMINARY ISSUE

**DRAWING DETAILS: SHOPFRONT DETAILS**

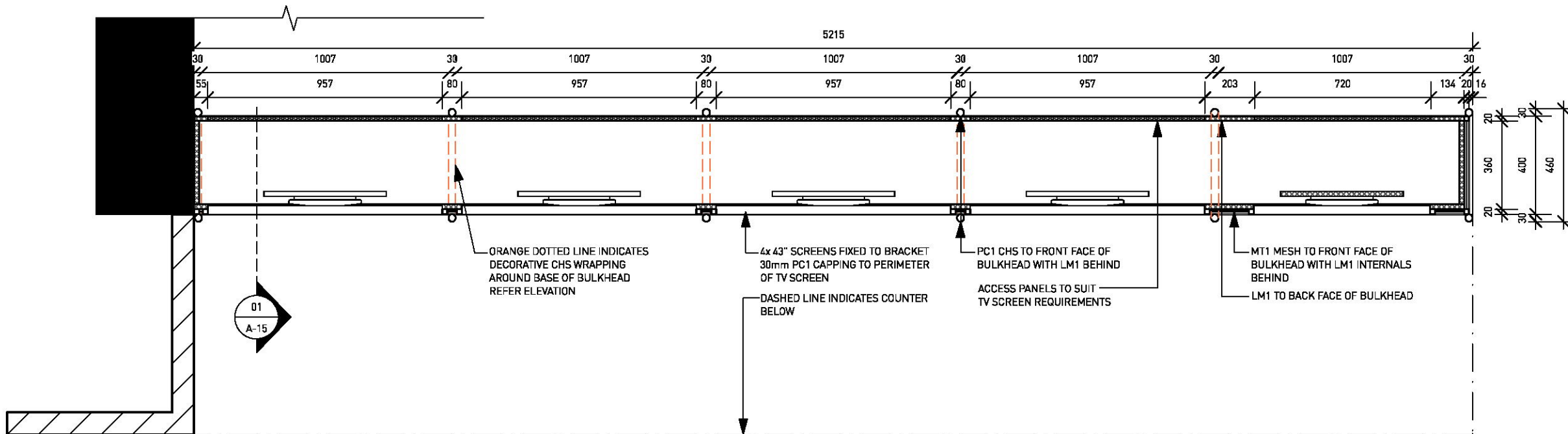
**DRAWN BY**  
EF  
**CHECKED BY**  
AM

**SCALE**  
1:20 & 1:5 @ A3  
**DATE**  
05.10.17

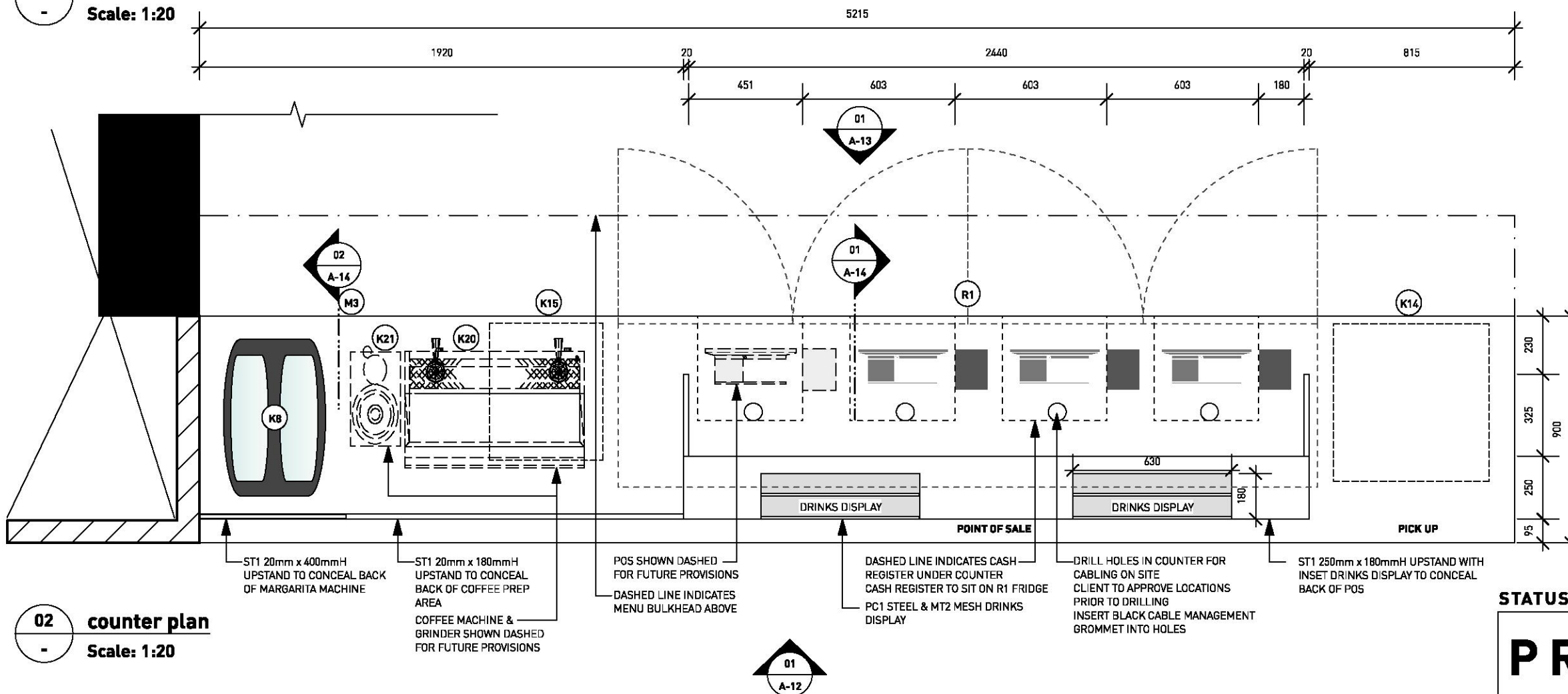
**START DATE**  
19.09.17  
**DRAWING NO.**

**A-10**





**01 menu bulkhead plan**  
Scale: 1:20



**02 counter plan**  
Scale: 1:20

**NOTE:**  
THIS DRAWING IS FOR DESIGN INTENT ONLY  
SHOPFITTER TO PROVIDE SHOP DRAWINGS  
PRIOR TO CONSTRUCTION

**POS**  
EACH LOCATION TO HAVE POWER AND DATA LOCATED UNDER COUNTER  
FOR USE BY POS SYSTEM AND PRINTER  
ENSURE LOCATION TO BE 850MM AFFL  
SITTING ABOVE UNDERCOUNTER FRIDGE TO ALLOW FOR EASY  
ACCESS TO PLUGS  
EACH LOCATION TO HAVE:  
2 X CAT 5 OUTLETS  
(LABELLED AND PATCHED BACK TO COMMS CABINET)  
2 X DOUBLE RED 10A GPO  
(ALL POS TO BE ON A DEDICATED POS ELECTRICAL CIRCUIT)

THIS PLAN TO BE READ IN  
CONJUNCTION WITH  
DA2018/0109  
NORTHERN BEACHES COUNCIL

**STATUS:**

**PRELIMINARY**

**MORRIS<sup>co</sup>**  
*design*

Studio 118/40 Yeo Street, Neutral Bay,  
NSW 2089 Australia  
P. 02 9380 2380 E. info@morrisco design.com.au  
MORRISCODESIGN.COM.AU

**NOTES:**

**DO NOT SCALE THIS DRAWING** All dimensions to be verified on site prior to construction. Any inconsistencies to be reported to morris co design immediately. If any doubt please ask morris co design for clarification. Any variations to these drawings requires approval from morris co design. This drawing has been produced to illustrate design intent. All shop drawings are to be submitted to and sanctioned by morris co design prior to manufacture or construction. Contractor to liaise with third party suppliers to confirm exact requirements

**CLIENT DETAILS:**

**NAME**  
GUZMAN Y GOMEZ  
**PROJECT**  
TENANCY 05,  
884-886 PITTWATER RD DEE WHY  
JOB NO.  
GYG06

**ISSUE DETAILS:**

A 05.10.17 PRELIMINARY ISSUE

**DRAWING DETAILS: COUNTER DETAILS**

**DRAWN BY**  
EF  
**CHECKED BY**  
AM

**SCALE**  
1:20 @ A3  
**DATE**  
05.10.17

**START DATE**  
27.09.17  
**DRAWING NO.**

**A-11**



PLT1 TERRACOTTA POTS WITH FAUX  
PLANT & WHITE WALL MOUNTED RING  
POT HOLDER FIXED TO TL2 FINISHED  
WALL

FLUSH LCD SCREENS HOUSED  
WITHIN BULKHEAD WITH 20mm  
PC1 ANGLE FRAMING TO SCREENS

CP1 NEW SET PLASTERBOARD  
CEILING WITH CONCRETE LOOK  
PAINT TO FOH CEILING

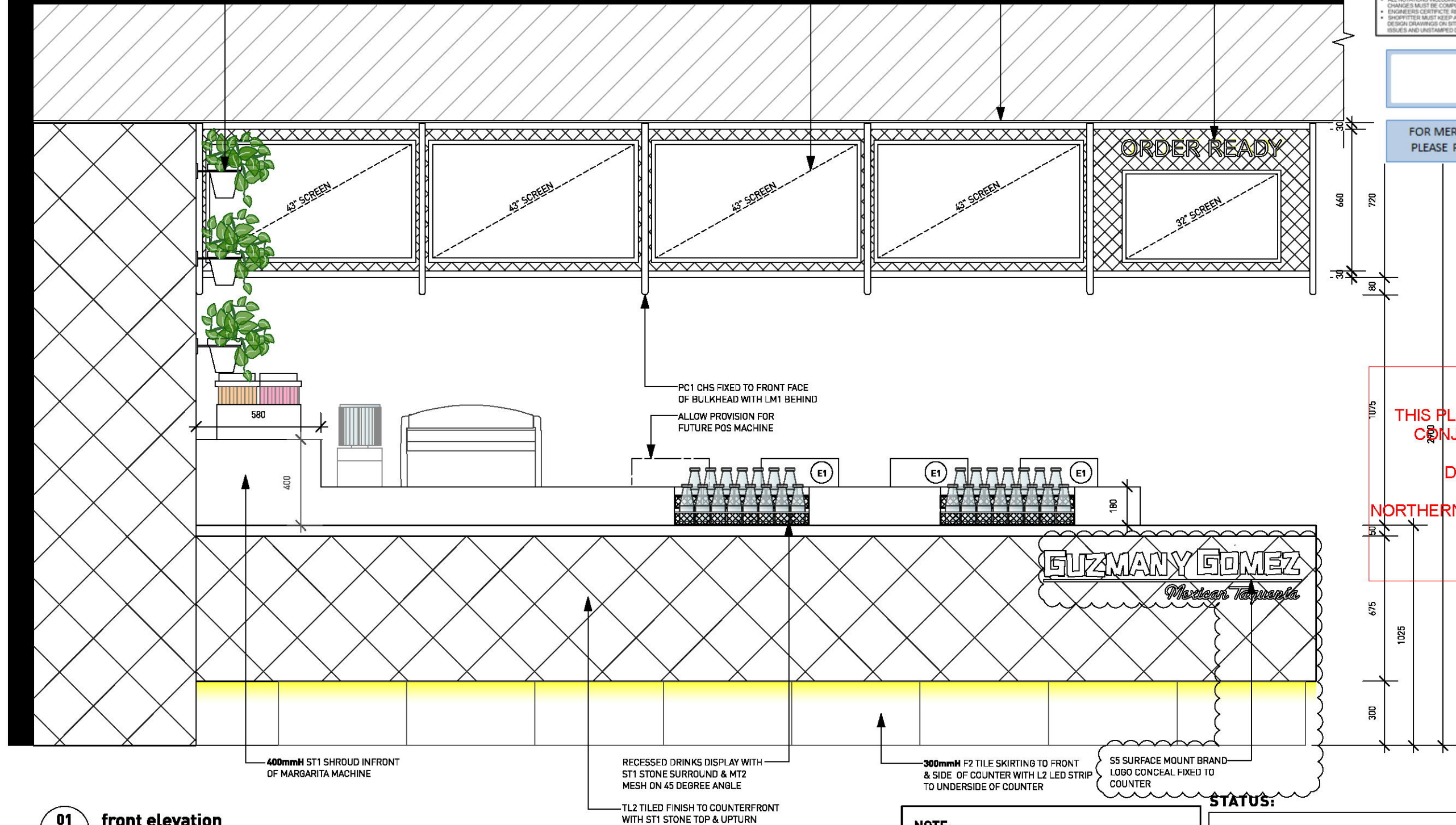
S4 ILLUMINATED SURFACE  
MOUNT 'ORDER READY' LOGO  
CONCEAL FIXED TO BULKHEAD

APPROVED DESIGN CONCEPT	
Building:	Dee Why Town Centre
Shop No:	05 - Guzman y Gomez
Approved By:	Ana Campos
Date:	02.11.17
Issue:	A
<small>* APPROVAL OF THE CONCEPT IS GRANTED TO THE LESSEE FOR THESE PLANS * ALL NOTATIONS INCLUDING COMMENTS, DETAILS AND HANDWRITTEN CHANGES MUST BE COMPLIED WITH * ENGINEERS CERTIFICATE REQUIRED TO VERIFY STRUCTURAL ADEQUACY * SHOPFITTER MUST KEEP A COPY OF THIS SET OF LESSOR APPROVED DESIGN DRAWINGS ON SITE AT ALL TIMES (DESTROY ALL PREVIOUS ISSUES AND UNSTAMPED DRAWINGS)</small>	



FOR MERITON GENERAL NOTES  
PLEASE REFER TO COVER PAGE

THIS PLAN TO BE READ IN  
CONJUNCTION WITH  
DA2018/0109  
NORTHERN BEACHES COUNCIL



01 front elevation  
Scale: 1:20

NOTE:  
THIS DRAWING IS FOR DESIGN INTENT ONLY  
SHOPFITTER TO PROVIDE SHOP DRAWINGS  
PRIOR TO CONSTRUCTION

STATUS:  
**PRELIMINARY**

**MORRIS<sup>co</sup>**  
design

Studio 118/40 Yeo Street, Neutral Bay,  
NSW 2089 Australia  
P. 02 9380 2380 E. info@morrisco design.com.au  
MORRISCODESIGN.COM.AU

#### NOTES:

**DO NOT SCALE THIS DRAWING** All dimensions to be  
verified on site prior to construction. Any inconsistencies  
to be reported to morris co design immediately. If any doubt  
please ask morris co design for clarification. Any variations  
to these drawings requires approval from morris co design.  
This drawing has been produced to illustrate design intent.  
All shop drawings are to be submitted to and sanctioned by  
morris co design prior to manufacture or construction.  
Contractor to liaise with third party suppliers to confirm  
exact requirements

#### CLIENT DETAILS:

NAME  
**GUZMAN Y GOMEZ**  
PROJECT  
**TENANCY 05,  
884-886 PITTWATER RD DEE WHY  
JOB NO.  
GYG06**

#### ISSUE DETAILS:

A 05.10.17 PRELIMINARY ISSUE  
B 01.11.17 PRELIMINARY ISSUE

#### DRAWING DETAILS: COUNTER DETAILS

DRAWN BY	SCALE	START DATE
EF	1:20 @ A3	28.09.17
CHECKED BY	DATE	DRAWING NO.
AM	01.11.17	<b>A-12</b>



APPROVED DESIGN CONCEPT

Building: Dee Why Town Centre

Shop No: 05 – Guzman y Gomez

Approved By: Ana Campos

Date: 02.11.17

Issue: A

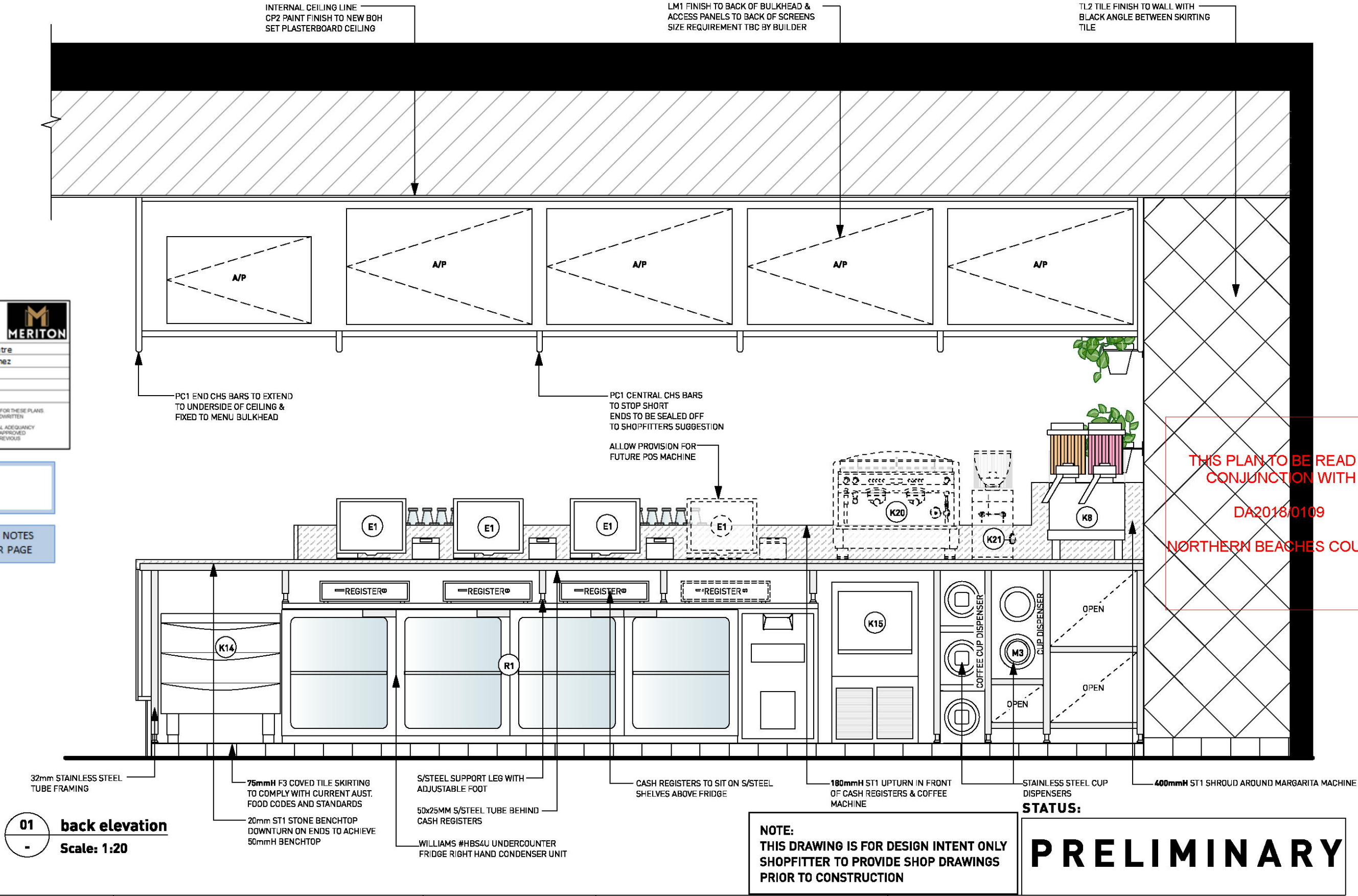
• APPROVAL OF THE CONCEPT IS GRANTED TO THE LESSEE FOR THESE PLANS

• ALL NOTATIONS INCLUDING COMMENTS, DETAILS AND HANDWRITTEN CHANGES MUST BE COMPLIED WITH

• ENGINEERS CERTIFICATE REQUIRED TO VERIFY STRUCTURAL ADEQUACY

• SHOPFITTER MUST KEEP A COPY OF THIS SET OF LESSOR APPROVED DESIGN DRAWINGS ON SITE AT ALL TIMES (DESTROY ALL PREVIOUS ISSUES AND UNSTAMPED DRAWINGS)

FOR MERITON GENERAL NOTES  
PLEASE REFER TO COVER PAGE



MORRIS<sup>co</sup>  
design

Studio 118/40 Yeo Street, Neutral Bay,  
NSW 2089 Australia  
P. 02 9380 2380 E. info@morrisco design.com.au  
MORRISCODESIGN.COM.AU

NOTES:

**DO NOT SCALE THIS DRAWING** All dimensions to be verified on site prior to construction. Any inconsistencies to be reported to morris co design immediately. If any doubt please ask morris co design for clarification. Any variations to these drawings requires approval from morris co design. This drawing has been produced to illustrate design intent. All shop drawings are to be submitted to and sanctioned by morris co design prior to manufacture or construction. Contractor to liaise with third party suppliers to confirm exact requirements

CLIENT DETAILS:

NAME  
GUZMAN Y GOMEZ

PROJECT  
TENANCY 05,  
884-886 PITTWATER RD DEE WHY  
JOB NO.  
GYG06

ISSUE DETAILS:

A 05.10.17 PRELIMINARY ISSUE

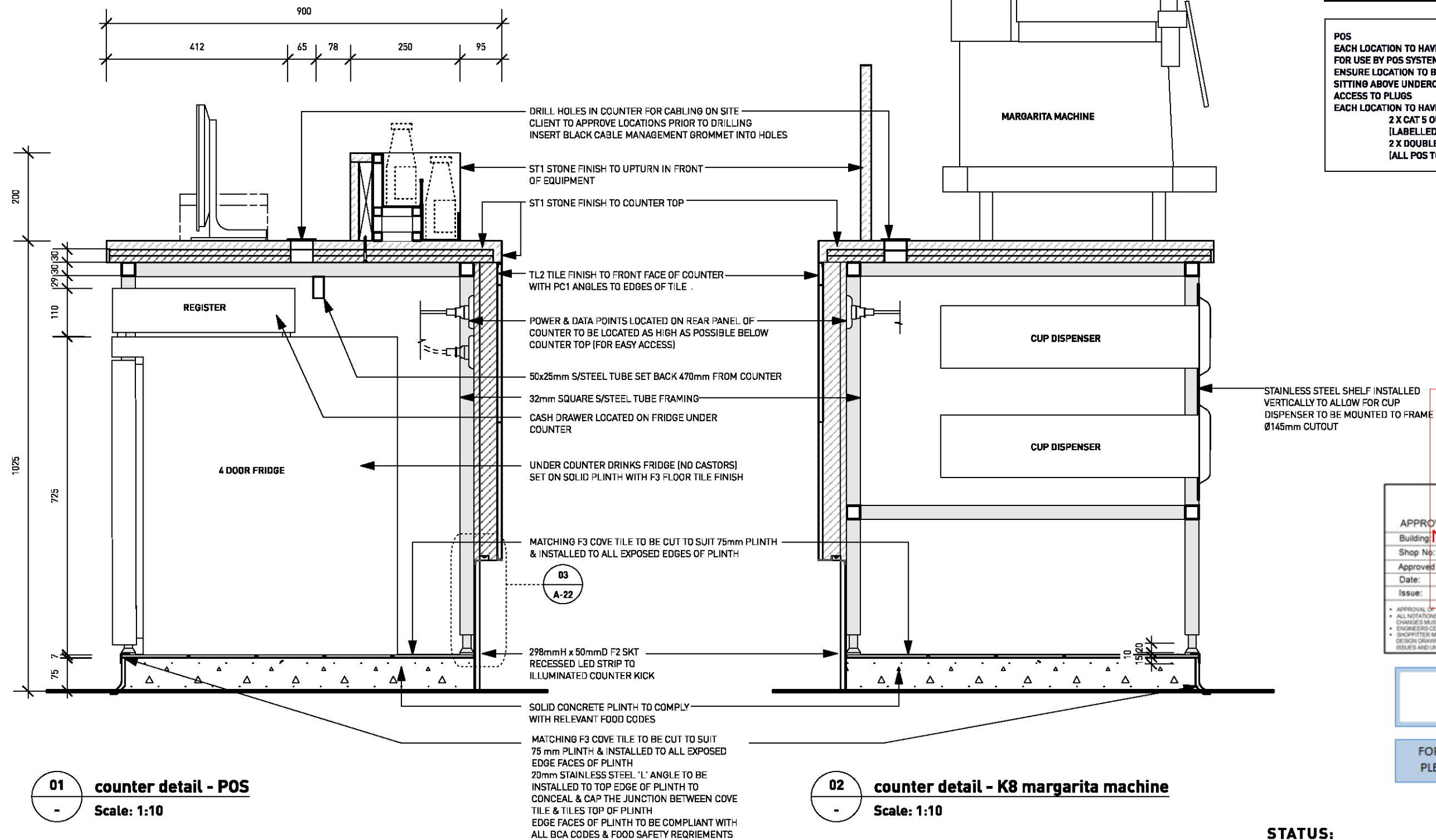
DRAWING DETAILS: COUNTER DETAILS

DRAWN BY	SCALE	START DATE
EF	1:20 @ A3	28.09.17
CHECKED BY	DATE	DRAWING NO.
AM	05.10.17	A-13



**NOTE:**  
THIS DRAWING IS FOR DESIGN INTENT ONLY  
SHOPFITTER TO PROVIDE SHOP DRAWINGS  
PRIOR TO CONSTRUCTION

POS  
EACH LOCATION TO HAVE POWER AND DATA LOCATED UNDER COUNTER  
FOR USE BY POS SYSTEM AND PRINTER  
ENSURE LOCATION TO BE 850MM AFFL  
SITTING ABOVE UNDERCOUNTER FRIDGE TO ALLOW FOR EASY  
ACCESS TO PLUGS  
EACH LOCATION TO HAVE:  
2 X CAT 5 OUTLETS  
(LABELLED AND PATCHED BACK TO COMMS CABINET)  
2 X DOUBLE RED 10A GPO  
(ALL POS TO BE ON A DEDICATED POS ELECTRICAL CIRCUIT)



THIS PLAN TO BE READ IN  
CONJUNCTION WITH

DA2018/0109

APPROVED DESIGN CONCEPT	
Building	See Way Down Centre
Shop No:	05 - Guzman y Gomez
Approved By:	Ana Campos
Date:	02.11.17
Issue:	A
<small>• APPROVAL OF THE CONCEPT IS GRANTED TO THE LESSEE FOR THESE PLANS. • ALL NOTATIONS INCLUDING COMMENTS, DETAILS AND HANDWRITTEN CHANGES MUST BE COMPLIED WITH. • ENGINEERS CERTIFICATE REQUIRED TO VERIFY STRUCTURAL ADEQUACY • SHOPFITTER MUST KEEP A COPY OF THIS SET OF LESSOR APPROVED DESIGN DRAWINGS ON SITE AT ALL TIMES (DESTROY ALL PREVIOUS ISSUES AND UNSTAMPED DRAWINGS)</small>	



FOR MERITON GENERAL NOTES  
PLEASE REFER TO COVER PAGE

STATUS:

**PRELIMINARY**

**MORRIS<sup>co</sup>**  
*design*

Studio 118/40 Yeo Street, Neutral Bay,  
NSW 2089 Australia  
P. 02 9380 2380 E. info@morriscodesign.com.au  
MORRISCODESIGN.COM.AU

**NOTES:**

**DO NOT SCALE THIS DRAWING** All dimensions to be  
verified on site prior to construction. Any inconsistencies  
to be reported to morris co design immediately. If any doubt  
please ask morris co design for clarification. Any variations  
to these drawings requires approval from morris co design.  
This drawing has been produced to illustrate design intent.  
All shop drawings are to be submitted to and sanctioned by  
morris co design prior to manufacture or construction.  
Contractor to liaise with third party suppliers to confirm  
exact requirements

**CLIENT DETAILS:**

**NAME**  
GUZMAN Y GOMEZ  
**PROJECT**  
TENANCY 05,  
884-886 PITTWATER RD DEE WHY  
JOB NO.  
GYG06

**ISSUE DETAILS:**

A 05.10.17 PRELIMINARY ISSUE

**DRAWING DETAILS: COUNTER DETAILS**

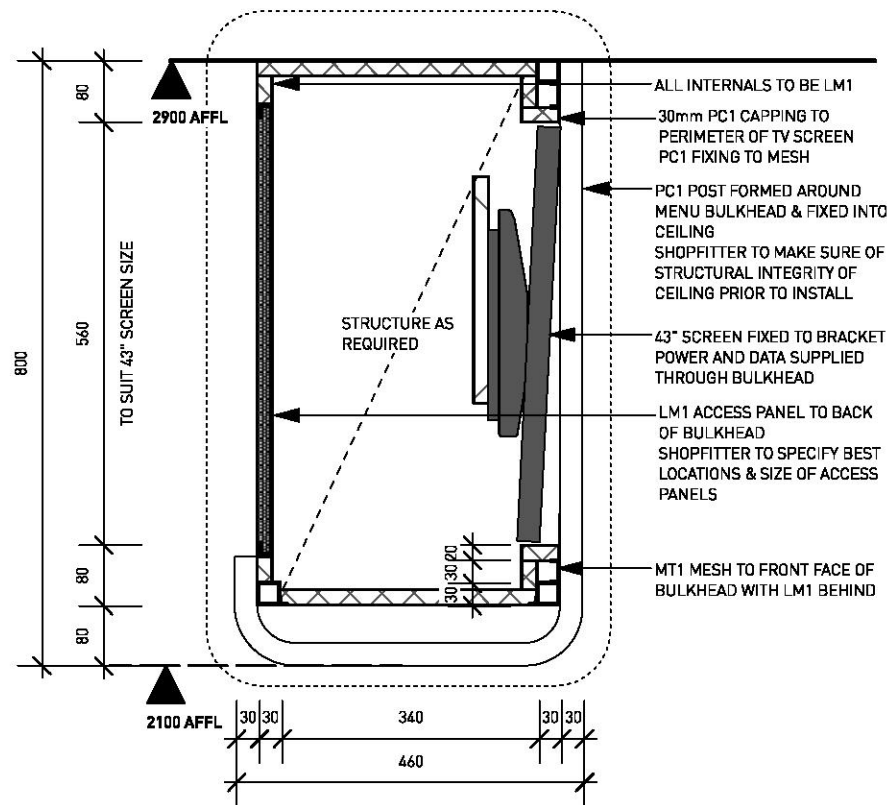
**DRAWN BY**  
EF  
**CHECKED BY**  
AM

**SCALE**  
1:10 @ A3  
**DATE**  
05.10.17

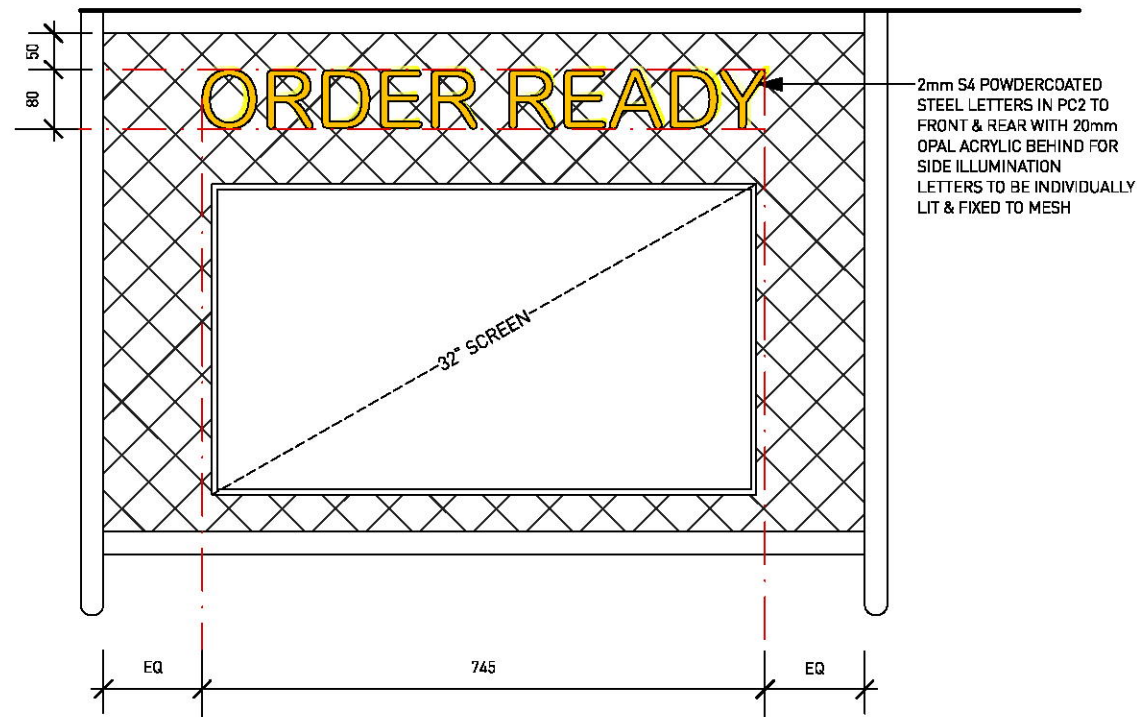
**START DATE**  
28.09.17  
**DRAWING NO.**

**A-14**

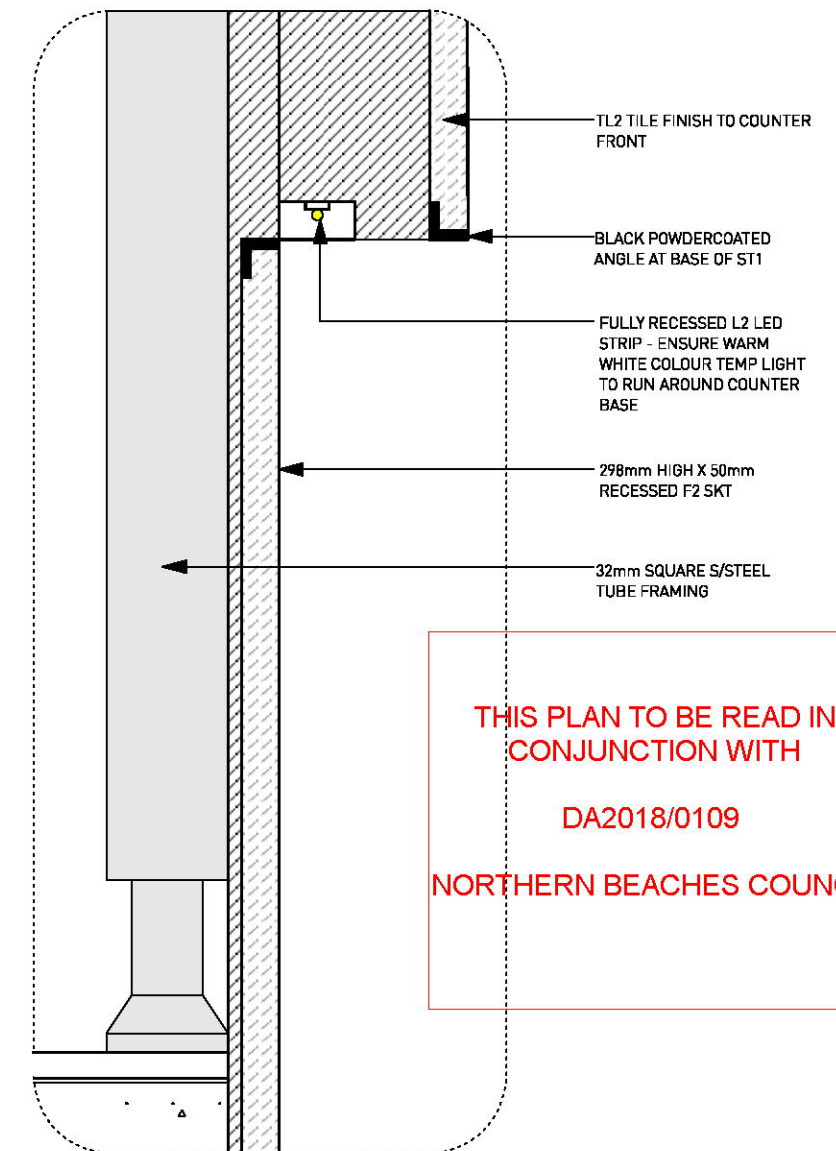




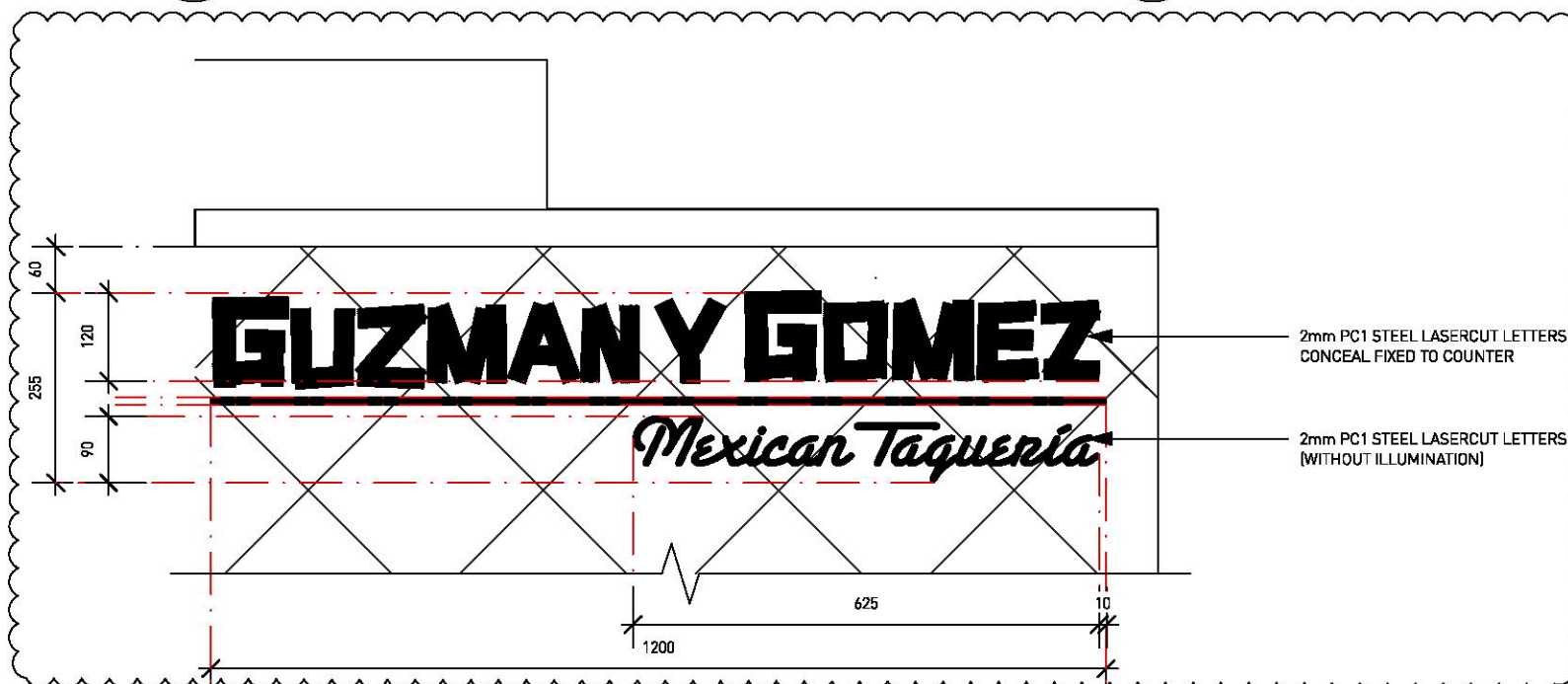
01 detail - bulkhead  
Scale: 1:10



02 detail - S4 sign  
Scale: 1:10



04 detail - counter SKT & LED  
Scale: Half Actual Size



03 detail - S5 sign  
Scale: 1:10

APPROVED DESIGN CONCEPT	
Building:	Dee Why Town Centre
Shop No:	05 - Guzman y Gomez
Approved By:	Ana Campos
Date:	02.11.17
Issue:	A



THIS PLAN TO BE READ IN CONJUNCTION WITH  
DA2018/0109  
NORTHERN BEACHES COUNCIL

NOTE:  
THIS DRAWING IS FOR DESIGN INTENT ONLY  
SHOPFITTER TO PROVIDE SHOP DRAWINGS  
PRIOR TO CONSTRUCTION

STATUS:

**PRELIMINARY**

**MORRIS<sup>co</sup>**  
*design*

Studio 118/40 Yeo Street, Neutral Bay,  
NSW 2089 Australia  
P. 02 9380 2380 E. info@morrisco design.com.au  
MORRISCODESIGN.COM.AU

#### NOTES:

**DO NOT SCALE THIS DRAWING** All dimensions to be verified on site prior to construction. Any inconsistencies to be reported to morris co design immediately. If any doubt please ask morris co design for clarification. Any variations to these drawings requires approval from morris co design. This drawing has been produced to illustrate design intent. All shop drawings are to be submitted to and sanctioned by morris co design prior to manufacture or construction. Contractor to liaise with third party suppliers to confirm exact requirements

#### CLIENT DETAILS:

NAME  
**GUZMAN Y GOMEZ**  
PROJECT  
**TENANCY 05,  
884-886 PITTWATER RD DEE WHY  
JOB NO.  
GYG06**

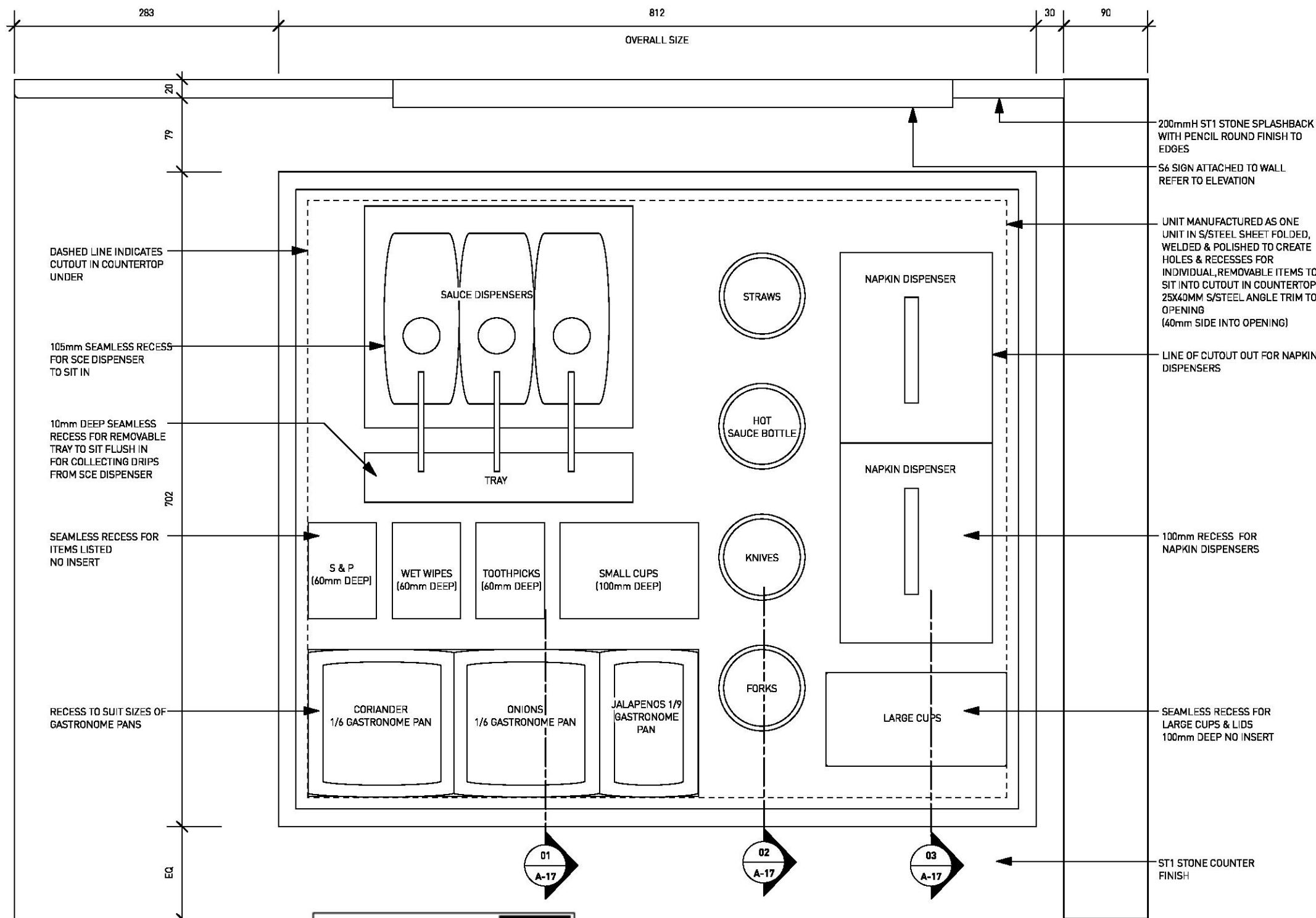
#### ISSUE DETAILS:

A 05.10.17 PRELIMINARY ISSUE  
B 01.11.17 PRELIMINARY ISSUE

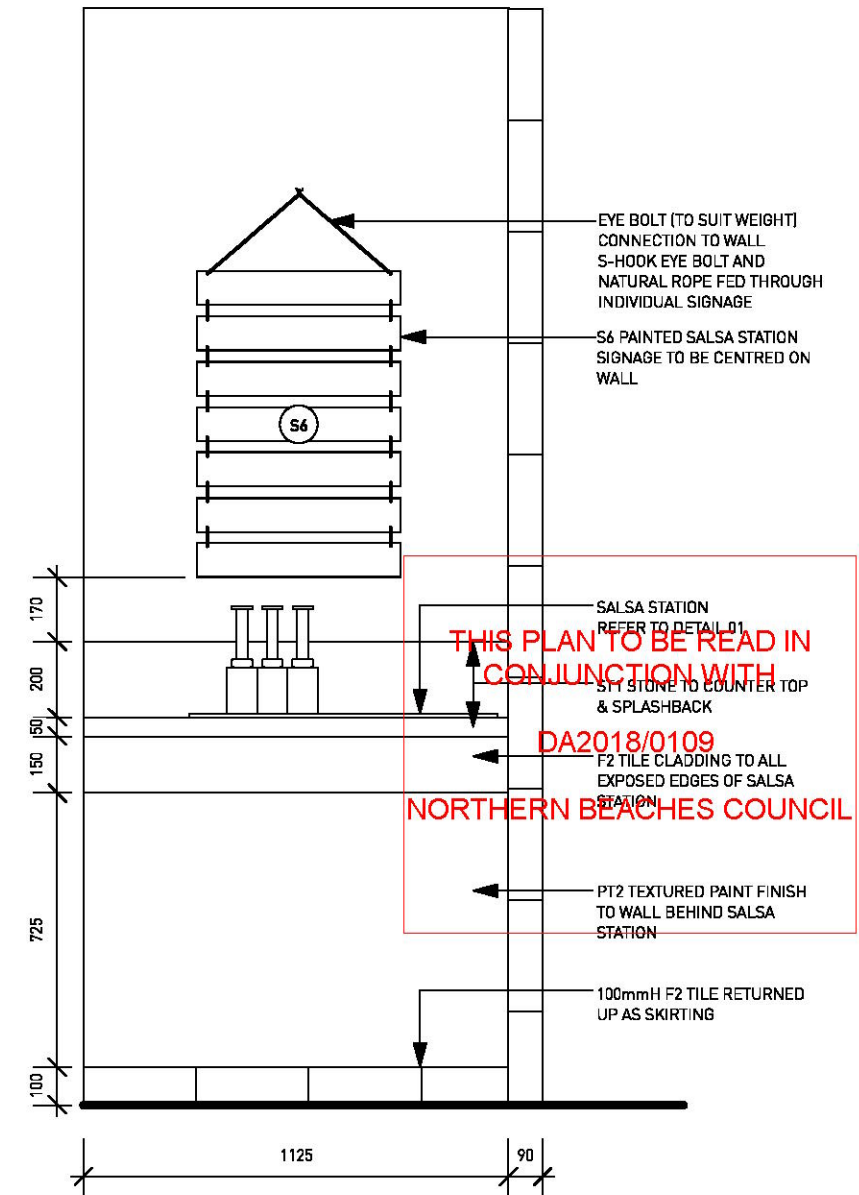
#### DRAWING DETAILS: COUNTER DETAILS

<b>DRAWN BY</b> EF	<b>SCALE</b> 1:10 & 1:2 @ A3	<b>START DATE</b> 28.09.17
<b>CHECKED BY</b> AM	<b>DATE</b> 01.11.17	<b>DRAWING NO.</b> <b>A-15</b>





SALSA STATION TO SLOT INTO COUNTER  
REFER TO STEEL STRATEGIES  
SHOP DRAWINGS FOR FINAL DETAILS  
THIS DRAWING IS DESIGN INTENT ONLY



02 front elevation  
Scale: 1:20

STATUS:

**PRELIMINARY**

01 plan - salsa station  
Scale: 1:5

APPROVED DESIGN CONCEPT	
Building:	Dee Why Town Centre
Shop No:	05 - Guzman y Gomez
Approved By:	Ana Campos
Date:	02.11.17
Issue:	A

• APPROVAL OF THE CONCEPT IS GRANTED TO THE LESSEE FOR THESE PLANS  
 • ALL NOTATIONS INCLUDING COMMENTS, DETAILS AND HANDWRITTEN CHANGES MUST BE COMPLIED WITH  
 • ENGINEERS CERTIFICATE REQUIRED TO VERIFY STRUCTURAL ADEQUACY  
 • SHOPFITTER MUST KEEP A COPY OF THIS SET OF LESSOR APPROVED DESIGN DRAWINGS ON SITE AT ALL TIMES (DESTROY ALL PREVIOUS ISSUES AND UNSTAMPED DRAWINGS)

FOR MERITON GENERAL NOTES  
PLEASE REFER TO COVER PAGE

**MORRIS<sup>co</sup>**  
design

Studio 118/40 Yeo Street, Neutral Bay,  
NSW 2089 Australia  
P. 02 9380 2380 E. info@morrisco design.com.au  
MORRISCODESIGN.COM.AU

**NOTES:**

**DO NOT SCALE THIS DRAWING** All dimensions to be verified on site prior to construction. Any inconsistencies to be reported to morris co design immediately. If any doubt please ask morris co design for clarification. Any variations to these drawings requires approval from morris co design. This drawing has been produced to illustrate design intent. All shop drawings are to be submitted to and sanctioned by morris co design prior to manufacture or construction. Contractor to liaise with third party suppliers to confirm exact requirements

**CLIENT DETAILS:**

NAME  
**GUZMAN Y GOMEZ**

PROJECT  
**TENANCY 05,  
884-886 PITTWATER RD DEE WHY  
JOB NO.  
GYG06**

**ISSUE DETAILS:**

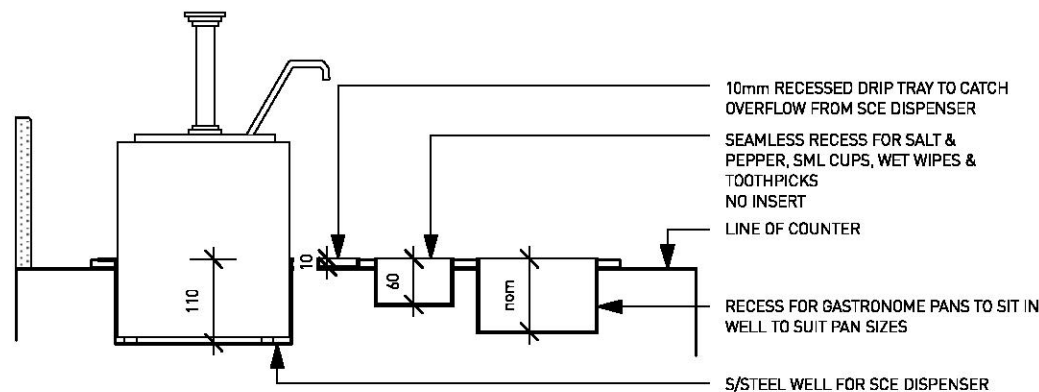
A 05.10.17 PRELIMINARY ISSUE

**DRAWING DETAILS: SALSA STATION & S6 SIGNAGE**

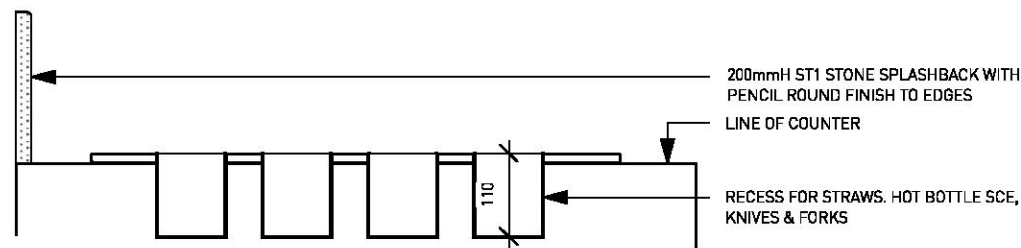
<b>DRAWN BY</b> EF	<b>SCALE</b> 1:5 & 1:20 @ A3	<b>START DATE</b> 28.09.17
<b>CHECKED BY</b> AM	<b>DATE</b> 05.10.17	<b>DRAWING NO.</b> <b>A-16</b>



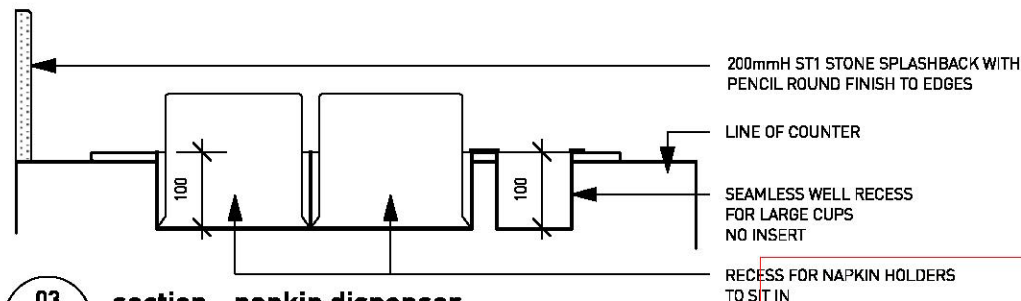
SALSA STATION TO SLOT INTO COUNTER  
REFER TO STEEL STRATEGIES  
SHOP DRAWINGS FOR FINAL DETAILS  
THIS DRAWING IS DESIGN INTENT ONLY



01 section detail - salsa station  
Scale: 1:10



02 section - salsa station  
Scale: 1:10



03 section - napkin dispenser  
Scale: 1:10

THIS PLAN TO BE READ IN  
CONJUNCTION WITH  
DA2018/0109  
NORTHERN BEACHES COUNCIL



04 elevation - S6 salsa station signage  
Scale: 1:5

BOARDS HELD TOGETHER WITH NATURAL  
ROPE WEAVED THROUGH BOARDS

18mmTHK PLYWOOD BOARDS WITH PRINTED  
FACES AS SHOWN - ROUNDED CORNERS  
GRAPHICS SUPPLIED BY CLIENT

APPROVED DESIGN CONCEPT	
Building:	Dee Why Town Centre
Shop No:	05 - Guzman y Gomez
Approved By:	Ana Campos
Date:	02.11.17
Issue:	A
<ul style="list-style-type: none"><li>APPROVAL OF THE CONCEPT IS GRANTED TO THE LESSEE FOR THESE PLANS</li><li>ALL NOTATIONS INCLUDING COMMENTS, DETAILS AND HANDWRITTEN CHANGES MUST BE COMPLIED WITH</li><li>ENGINEERS CERTIFICATE REQUIRED TO VERIFY STRUCTURAL ADEQUACY</li><li>SHOPFITTER MUST KEEP A COPY OF THIS SET OF LESSOR APPROVED DESIGN DRAWINGS ON SITE AT ALL TIMES (DESTROY ALL PREVIOUS ISSUES AND UNSTAMPED DRAWINGS)</li></ul>	



FOR MERITON GENERAL NOTES  
PLEASE REFER TO COVER PAGE

STATUS:

PRELIMINARY

MORRIS<sup>CO</sup>  
design

Studio 118/40 Yeo Street, Neutral Bay,  
NSW 2089 Australia  
P. 02 9380 2380 E. info@morrisco design.com.au  
MORRISCODESIGN.COM.AU

#### NOTES:

**DO NOT SCALE THIS DRAWING** All dimensions to be verified on site prior to construction. Any inconsistencies to be reported to morris co design immediately. If any doubt please ask morris co design for clarification. Any variations to these drawings requires approval from morris co design. This drawing has been produced to illustrate design intent. All shop drawings are to be submitted to and sanctioned by morris co design prior to manufacture or construction. Contractor to liaise with third party suppliers to confirm exact requirements

#### CLIENT DETAILS:

NAME  
GUZMAN Y GOMEZ  
PROJECT  
TENANCY 05,  
884-886 PITTWATER RD DEE WHY  
JOB NO.  
GYG06

#### ISSUE DETAILS:

A 05.10.17 PRELIMINARY ISSUE

#### DRAWING DETAILS: SALSA STATION & S6 SIGNAGE

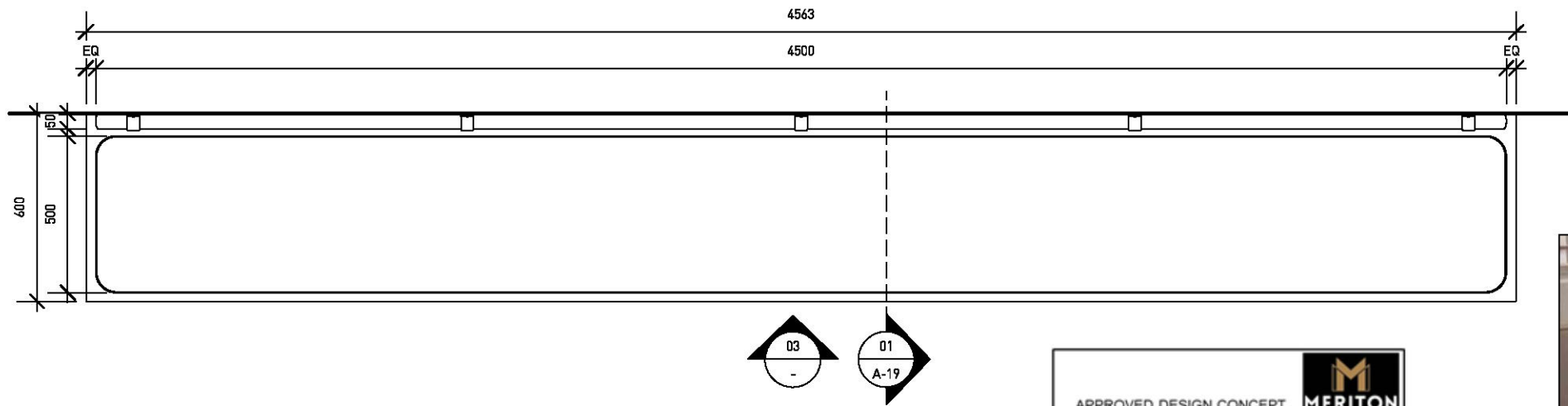
DRAWN BY  
EF  
CHECKED BY  
AM

SCALE  
1:10 & 1:5 @ A3  
DATE  
05.10.17

START DATE  
28.09.17  
DRAWING NO.

A-17



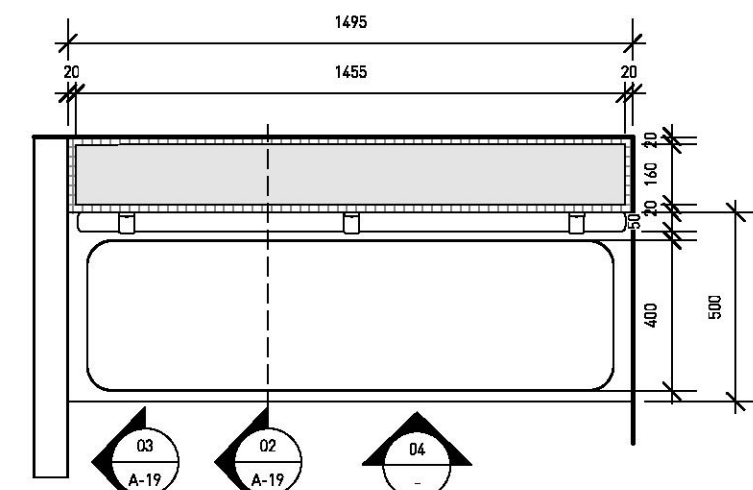


**01** banquette plans  
- Scale: 1:20

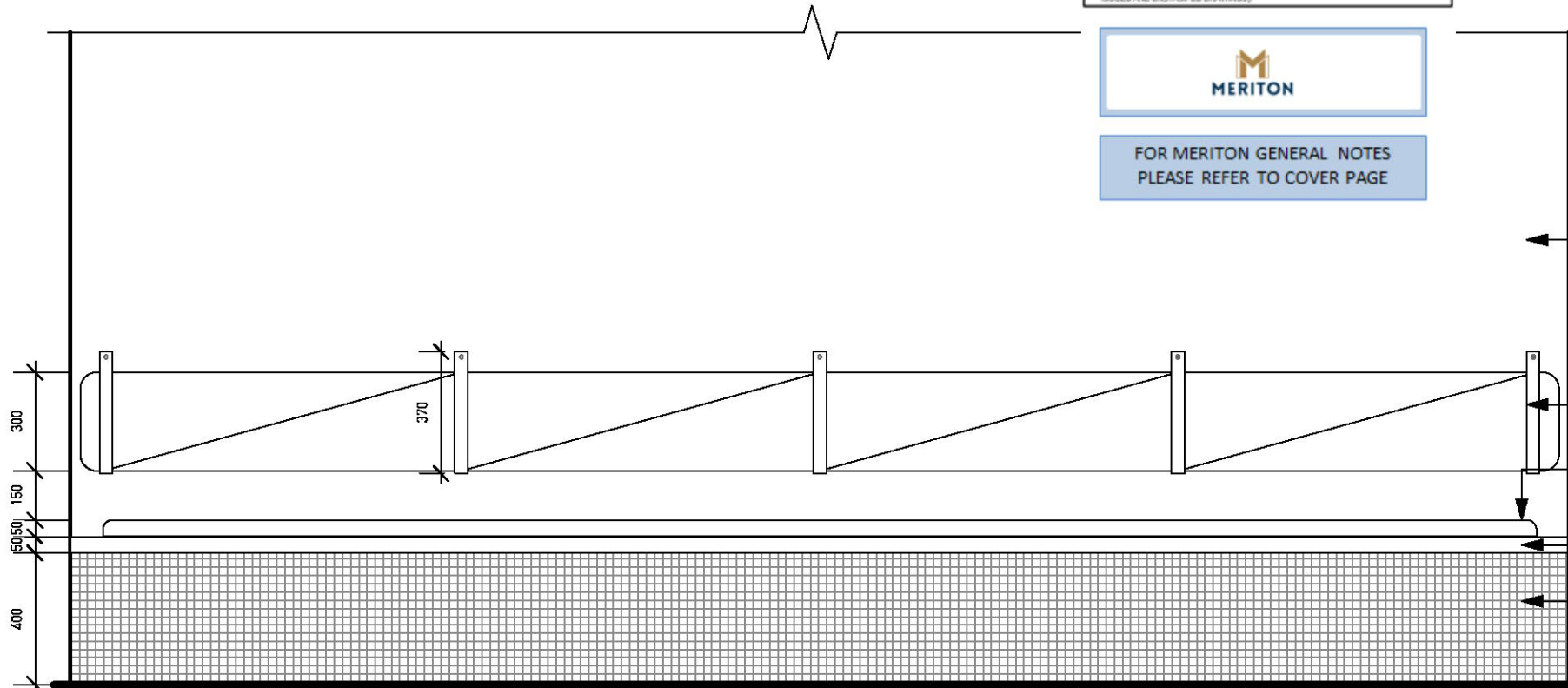
APPROVED DESIGN CONCEPT	
Building:	Dee Why Town Centre
Shop No:	05 - Guzman y Gomez
Approved By:	Ana Campos
Date:	02.11.17
Issue:	A
<small>           • APPROVAL OF THE CONCEPT IS GRANTED TO THE LESSEE FOR THESE PLANS            • ALL NOTATIONS INCLUDING COMMENTS, DETAILS AND HANDWRITTEN CHANGES MUST BE COMPLIED WITH.            • ENGINEERS CERTIFICATE REQUIRED TO VERIFY STRUCTURAL ADEQUACY            • SHOPFITTER MUST KEEP A COPY OF THIS SET OF LESSOR APPROVED DESIGN DRAWINGS ON SITE AT ALL TIMES (DESTROY ALL PREVIOUS ISSUES AND UNSTAMPED DRAWINGS)         </small>	



SEAT BACK CUSHION / STRAP REFERENCE IMAGE



**02** banquette w planter plan  
- Scale: 1:20



**03** front elevation  
- Scale: 1:20



W1 BESSER BLOCK WALL TO EDGE OF BANQUETTE REFER TO ELEVATION ON A-19

PT1 PAINT FINISH TO WALL BEHIND BANQUETTE

TL3 MOSAIC TILE FINISH TO BUILT IN PLANTER EXPOSED SIDE TO BE TILED AS VISIBLE THROUGH BESSER BLOCK WALL

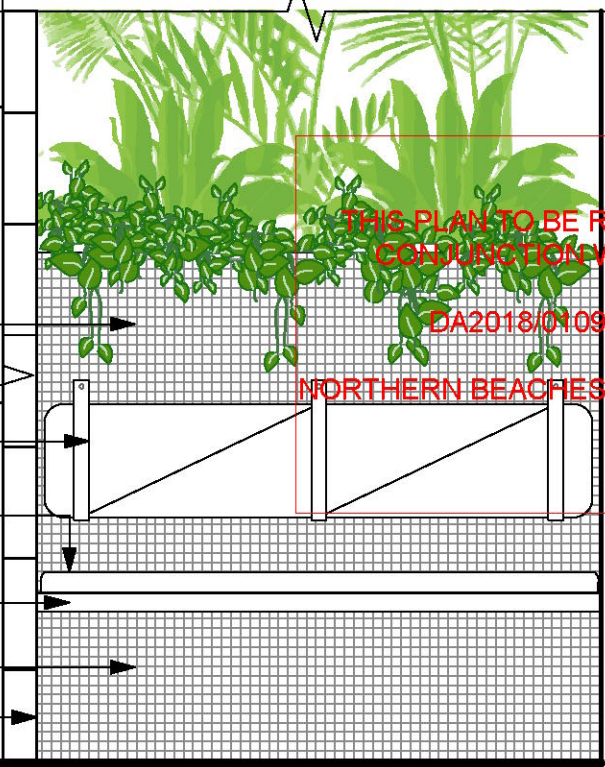
UPH3 VINYL STRAPS FIXED INTO WALL & WRAPPED AROUND FIXED BACK CUSHION

UPH1 TO LOOSE HEAVY DUTY FOAM SEAT & BACK CUSHION WITH UPH2 PIPING TO EDGE OF CUSHIONS

50mm THICK TB1 SOLID TIMBER SEAT

TL3 MOSAIC TILE FINISH TO BASE OF BANQUETTE

SIDE OF BANQUETTE TO BE TILED SIDE WILL BE VISIBLE THROUGH BESSER BLOCK WALL



**02** front elevation  
- Scale: 1:20  
STATUS:

**PRELIMINARY**

**MORRIS<sup>CO</sup>**  
*design*

Studio 118/40 Yeo Street, Neutral Bay,  
NSW 2089 Australia  
P. 02 9380 2380 E. info@morrisco design.com.au  
MORRISCODESIGN.COM.AU

#### NOTES:

**DO NOT SCALE THIS DRAWING** All dimensions to be verified on site prior to construction. Any inconsistencies to be reported to morris co design immediately. If any doubt please ask morris co design for clarification. Any variations to these drawings requires approval from morris co design. This drawing has been produced to illustrate design intent. All shop drawings are to be submitted to and sanctioned by morris co design prior to manufacture or construction. Contractor to liaise with third party suppliers to confirm exact requirements

#### CLIENT DETAILS:

NAME  
**GUZMAN Y GOMEZ**  
PROJECT  
**TENANCY 05,  
884-886 PITTWATER RD DEE WHY  
JOB NO.**  
**GYG06**

#### ISSUE DETAILS:

A 05.10.17 PRELIMINARY ISSUE

#### DRAWING DETAILS: BANQUETTE DETAILS

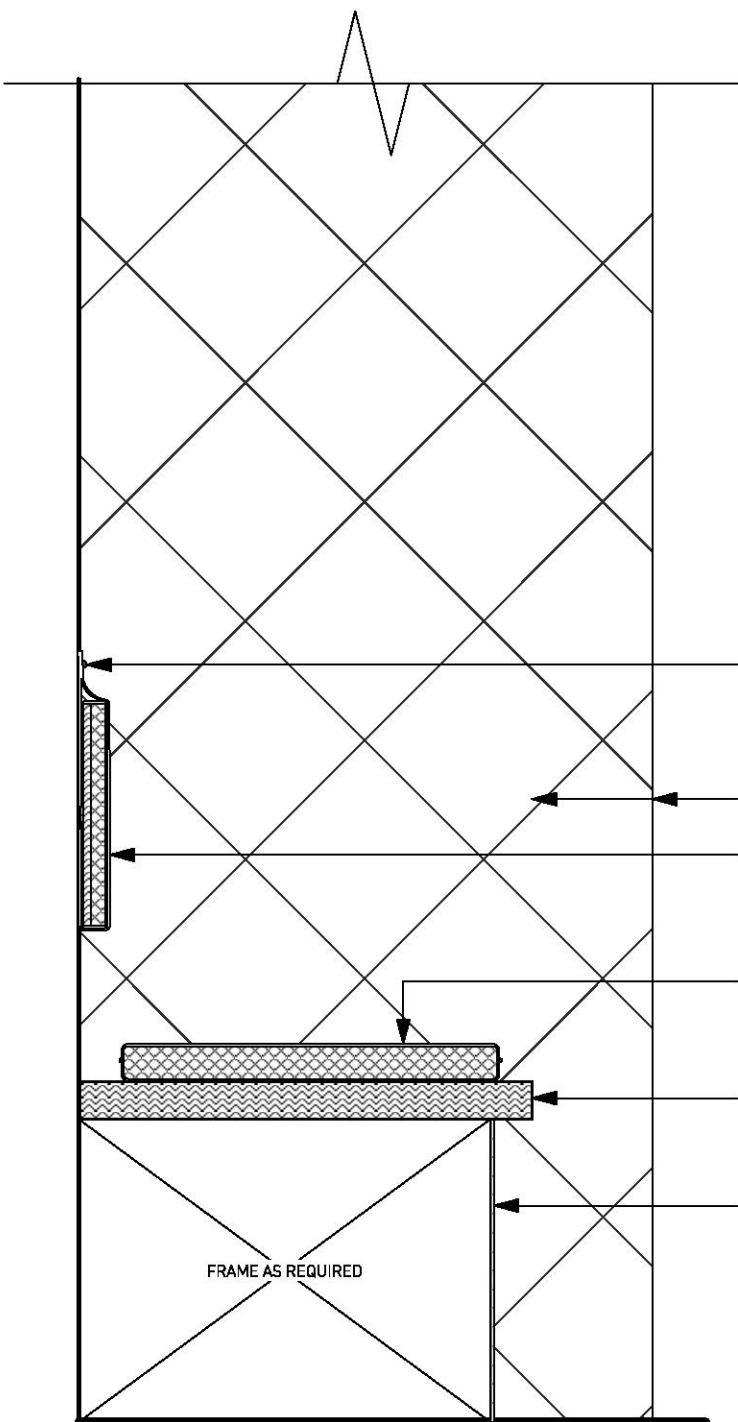
DRAWN BY  
EF  
CHECKED BY  
AM

SCALE  
1:20 @ A3  
DATE  
05.10.17

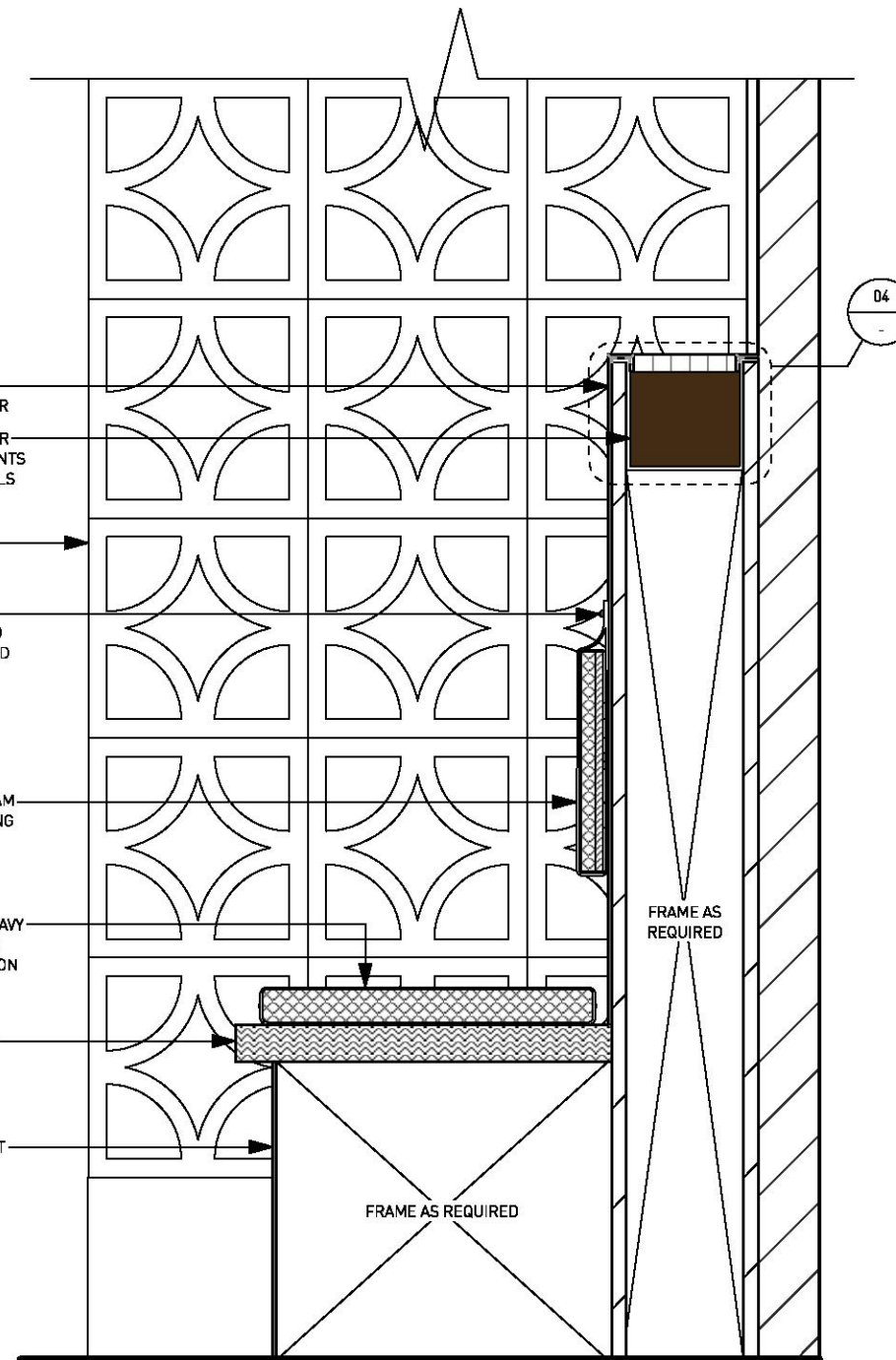
START DATE  
27.09.17  
DRAWING NO.

**A-18**

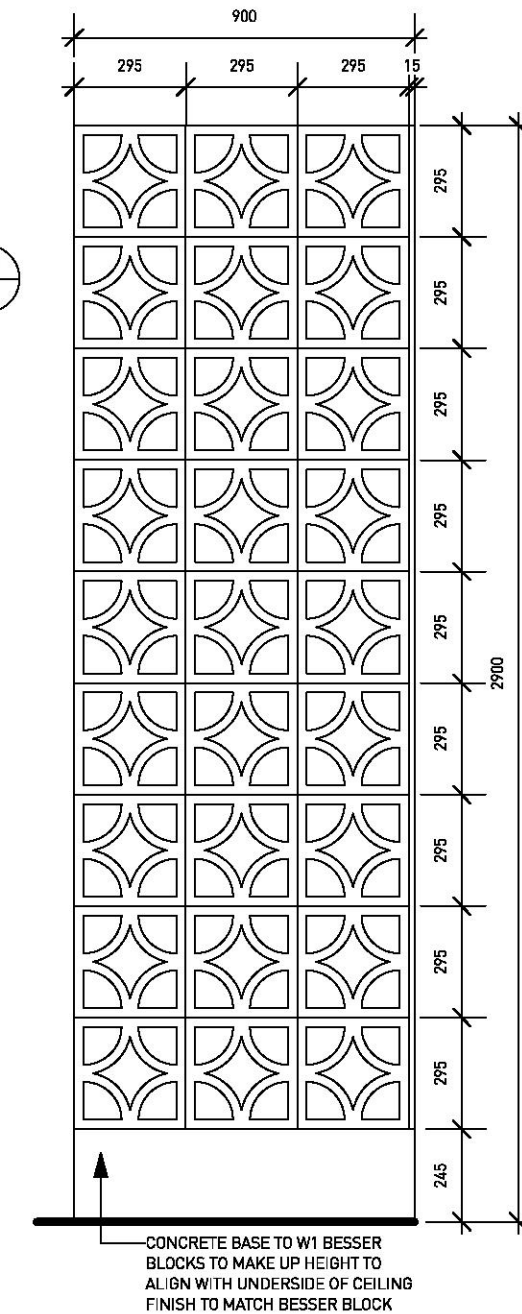




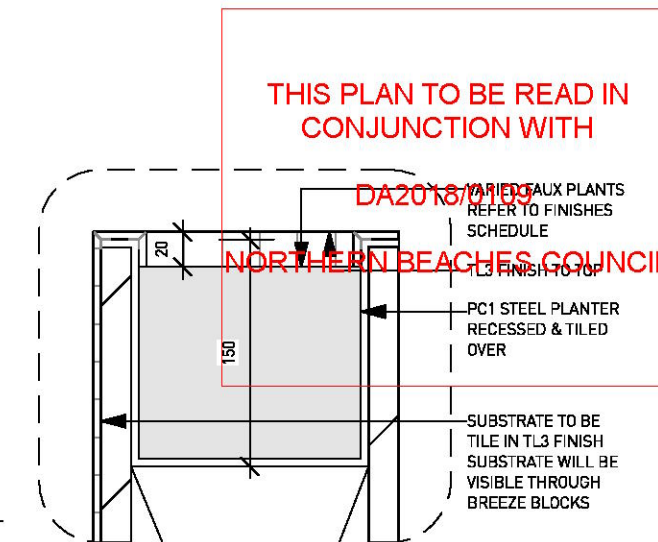
01 **banquette section**  
- Scale: 1:10



02 **banquette w planter section**  
- Scale: 1:10



03 **besser block wall elevation**  
- Scale: 1:20



04 **planter detail**  
- Scale: 1:5

APPROVED DESIGN CONCEPT	
Building:	Dee Why Town Centre
Shop No:	05 – Guzman y Gomez
Approved By:	Ana Campos
Date:	02.11.17
Issue:	A
<small>• APPROVAL OF THE CONCEPT IS GRANTED TO THE LESSEE FOR THESE PLANS. • ALL NOTATIONS INCLUDING COMMENTS, DETAILS AND HANDWRITTEN CHANGES MUST BE COMPLIED WITH. • ENGINEERS CERTIFICATE REQUIRED TO VERIFY STRUCTURAL ADEQUACY • SHOPFITTER MUST KEEP A COPY OF THIS SET OF LESSOR APPROVED DESIGN DRAWINGS ON SITE AT ALL TIMES (DESTROY ALL PREVIOUS ISSUES AND UNSTAMPED DRAWINGS)</small>	



FOR MERITON GENERAL NOTES  
PLEASE REFER TO COVER PAGE

THIS PLAN TO BE READ IN  
CONJUNCTION WITH

DA2018/0185  
VARIOUS AUX PLANTS  
REFER TO FINISHES  
SCHEDULE

NORTHERN BEACHES COUNCIL

PC1 STEEL PLANTER  
RECESSED & TILED  
OVER

SUBSTRATE TO BE  
TILE IN TL3 FINISH  
SUBSTRATE WILL BE  
VISIBLE THROUGH  
BREEZE BLOCKS

STATUS:

**PRELIMINARY**

**MORRIS<sup>CO</sup>**  
*design*

Studio 118/40 Yeo Street, Neutral Bay,  
NSW 2089 Australia  
P. 02 9380 2380 E. info@morrisco design.com.au  
MORRISCODESIGN.COM.AU

**NOTES:**

**DO NOT SCALE THIS DRAWING** All dimensions to be verified on site prior to construction. Any inconsistencies to be reported to morris co design immediately. If any doubt please ask morris co design for clarification. Any variations to these drawings requires approval from morris co design. This drawing has been produced to illustrate design intent. All shop drawings are to be submitted to and sanctioned by morris co design prior to manufacture or construction. Contractor to liaise with third party suppliers to confirm exact requirements

**CLIENT DETAILS:**

**NAME**  
GUZMAN Y GOMEZ  
**PROJECT**  
TENANCY 05,  
884-886 PITTWATER RD DEE WHY  
JOB NO.  
GYG06

**ISSUE DETAILS:**

A 05.10.17 PRELIMINARY ISSUE

**DRAWING DETAILS: BANQUETTE DETAILS**


**DRAWN BY**  
EF  
**CHECKED BY**  
AM

**SCALE**  
1:20 & 1:10 @ A3  
**DATE**  
05.10.17

**START DATE**  
28.09.17  
**DRAWING NO.**

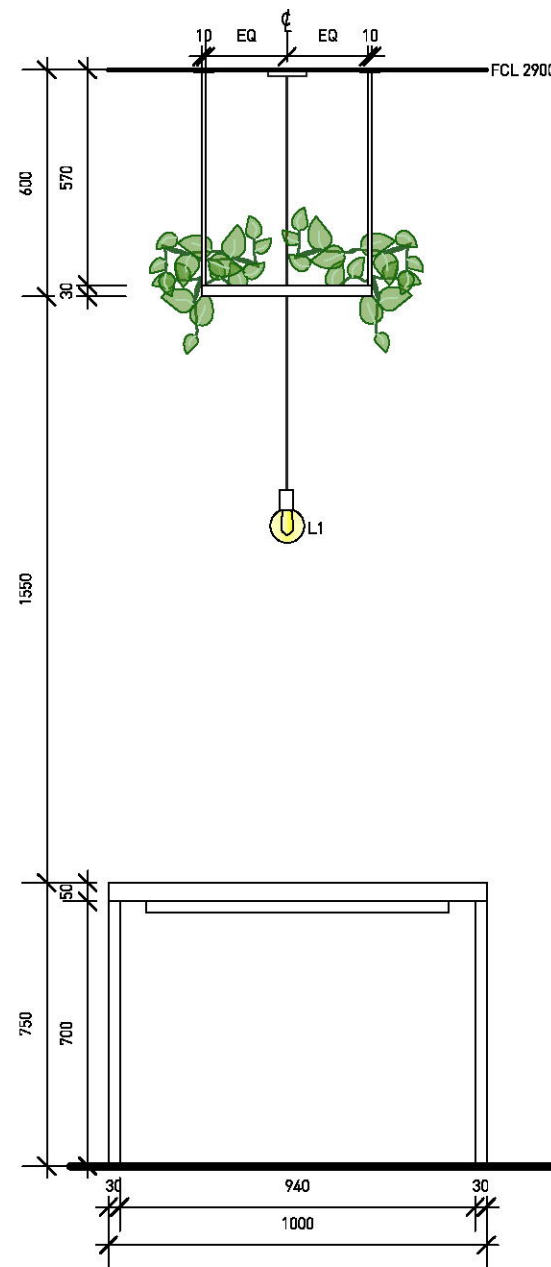
**A-19**



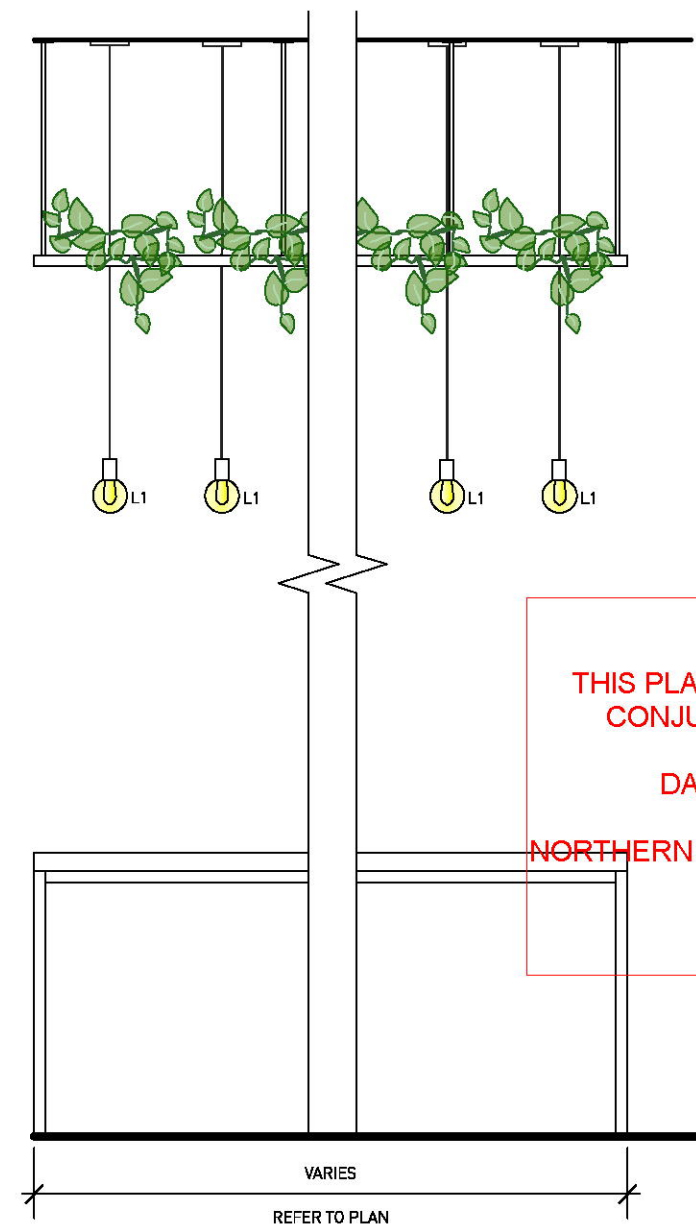


**01 communal tables plan**  
Scale: 1:20

**02 overhead mesh - plan**  
Scale: 1:20



**03 side elevation**  
Scale: 1:20



**04 front elevation**  
Scale: 1:20

STATUS:

**PRELIMINARY**

**MORRIS<sup>CO</sup>**  
*design*

Studio 118/40 Yeo Street, Neutral Bay,  
NSW 2089 Australia  
P. 02 9380 2380 E. info@morriscodeign.com.au  
MORRISCODEIGN.COM.AU

**NOTES:**

**DO NOT SCALE THIS DRAWING** All dimensions to be verified on site prior to construction. Any inconsistencies to be reported to morris co design immediately. If any doubt please ask morris co design for clarification. Any variations to these drawings requires approval from morris co design. This drawing has been produced to illustrate design intent. All shop drawings are to be submitted to and sanctioned by morris co design prior to manufacture or construction. Contractor to liaise with third party suppliers to confirm exact requirements

**CLIENT DETAILS:**

**NAME**  
GUZMAN Y GOMEZ  
**PROJECT**  
TENANCY 05,  
884-886 PITTWATER RD DEE WHY  
JOB NO.  
GYG06

**ISSUE DETAILS:**

A 05.10.17 PRELIMINARY ISSUE

**DRAWING DETAILS:** COMMUNAL TABLE DETAILS 1/2

**DRAWN BY**  
EF  
**CHECKED BY**  
AM

**SCALE**  
1:20 @ A3  
**DATE**  
05.10.17

**START DATE**  
28.09.17  
**DRAWING NO.**

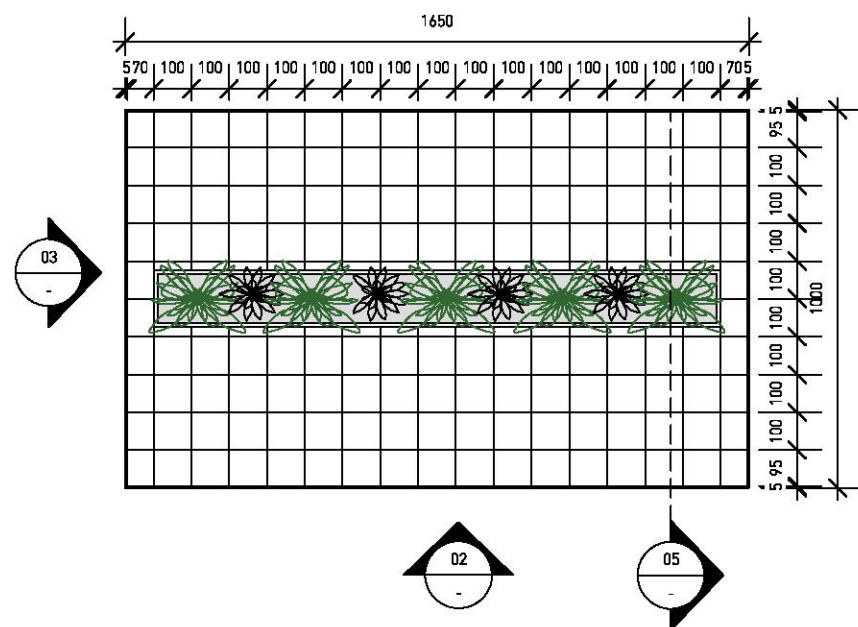
**A-20**

APPROVED DESIGN CONCEPT	
Building:	Dee Why Town Centre
Shop No:	05 - Guzman y Gomez
Approved By:	Ana Campos
Date:	02.11.17
Issue:	A
* APPROVAL OF THE CONCEPT IS GRANTED TO THE LESSEE FOR THESE PLANS. * ALL NOTATIONS INCLUDING COMMENTS, DETAILS AND HANDWRITTEN CHANGES MUST BE COMPLIED WITH. * ENGINEERS CERTIFICATE REQUIRED TO VERIFY STRUCTURAL ADEQUANCY. * SHOPFITTER MUST KEEP A COPY OF THIS SET OF LESSOR APPROVED DESIGN DRAWINGS ON SITE AT ALL TIMES (DESTROY ALL PREVIOUS ISSUES AND UNSTAMPED DRAWINGS).	

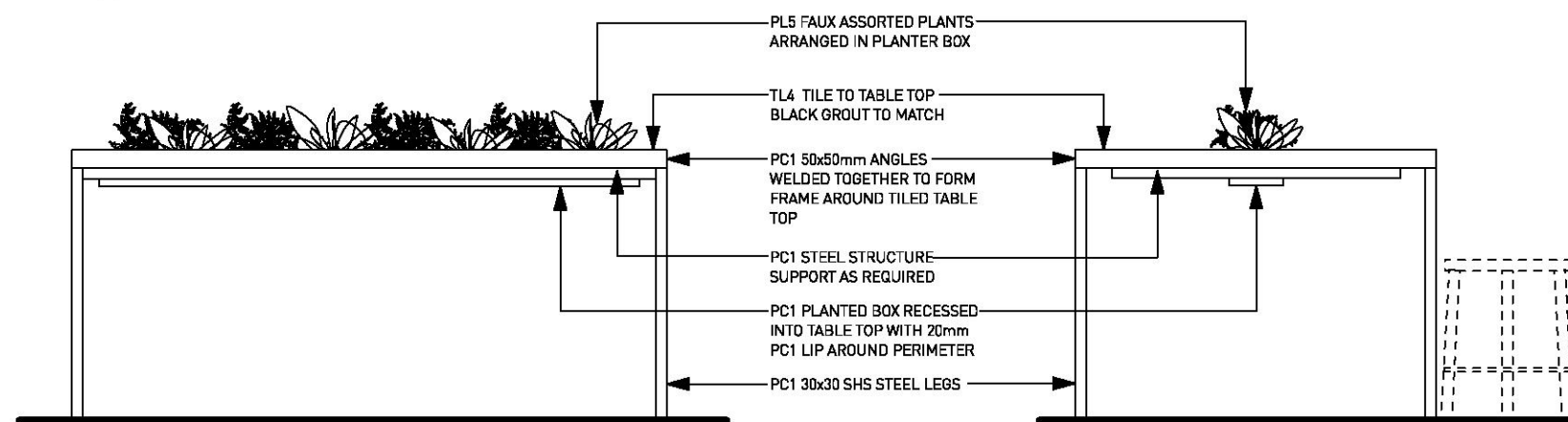
FOR MERITON GENERAL NOTES PLEASE REFER TO COVER PAGE	

THIS PLAN TO BE READ IN CONJUNCTION WITH  
DA2018/0109  
NORTHERN BEACHES COUNCIL





**01 plan - table with planter**  
Scale: 1:20



**02 side elevation**  
Scale: 1:20

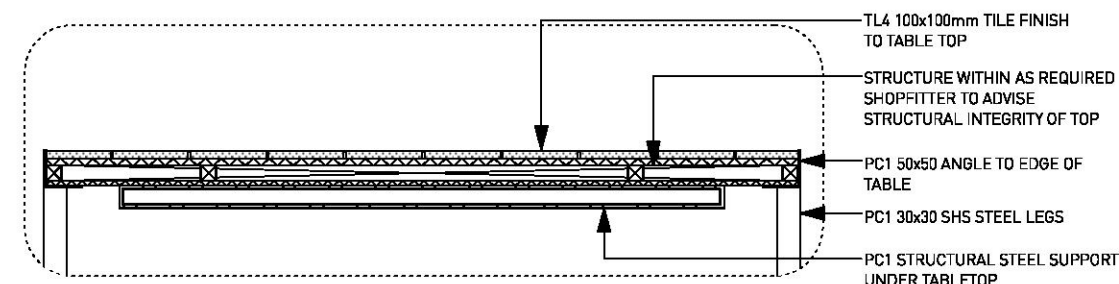
**03 front elevation**  
Scale: 1:20

APPROVED DESIGN CONCEPT	
Building:	Dee Why Town Centre
Shop No:	05 - Guzman y Gomez
Approved By:	Ana Campos
Date:	02.11.17
Issue:	A
<small>           • APPROVAL OF THE CONCEPT IS GRANTED TO THE LESSEE FOR THESE PLANS.            • ALL NOTATIONS INCLUDING COMMENTS, DETAILS AND HANDWRITTEN CHANGES MUST BE COMPLIED WITH.            • ENGINEERS CERTIFICATE REQUIRED TO VERIFY STRUCTURAL ADEQUACY.            • SHOPFITTER MUST KEEP A COPY OF THIS SET OF LESSOR APPROVED DESIGN DRAWINGS ON SITE AT ALL TIMES (DESTROY ALL PREVIOUS ISSUES AND UNSTAMPED DRAWINGS).         </small>	

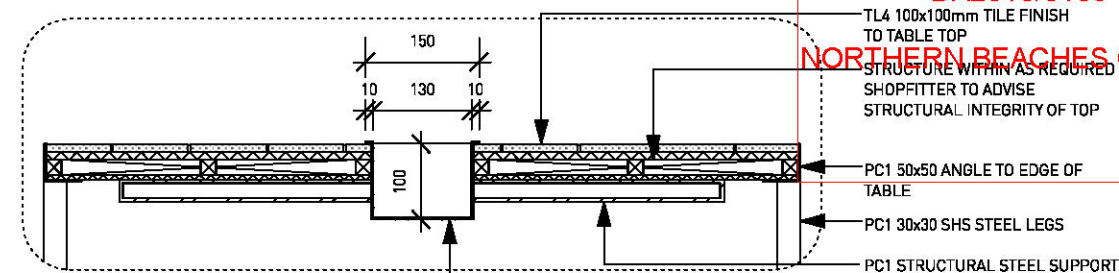


FOR MERITON GENERAL NOTES  
PLEASE REFER TO COVER PAGE

**NOTE:**  
ENSURE TILED TABLE TOP IS FLUSH  
WITH PC1 ANGLE TO EDGES



**04 section detail**  
Scale: 1:10



**05 section detail - with planter**  
Scale: 1:10

THIS PLAN TO BE READ IN  
CONJUNCTION WITH  
**DA2018/0109**  
**NORTHERN BEACHES COUNCIL**

STATUS:

**PRELIMINARY**

**MORRIS<sup>CO</sup>**  
*design*

Studio 118/40 Yeo Street, Neutral Bay,  
NSW 2089 Australia  
P. 02 9380 2380 E. info@morrisco design.com.au  
MORRISCODESIGN.COM.AU

#### NOTES:

**DO NOT SCALE THIS DRAWING** All dimensions to be verified on site prior to construction. Any inconsistencies to be reported to morris co design immediately. If any doubt please ask morris co design for clarification. Any variations to these drawings requires approval from morris co design. This drawing has been produced to illustrate design intent. All shop drawings are to be submitted to and sanctioned by morris co design prior to manufacture or construction. Contractor to liaise with third party suppliers to confirm exact requirements

#### CLIENT DETAILS:

NAME  
**GUZMAN Y GOMEZ**  
PROJECT  
**TENANCY 05,  
884-886 PITTWATER RD DEE WHY  
JOB NO.  
GYG06**

#### ISSUE DETAILS:

A 05.10.17 PRELIMINARY ISSUE

#### DRAWING DETAILS: COMMUNAL TABLE DETAILS 2/2

<b>DRAWN BY</b> EF	<b>SCALE</b> 1:20 & 1:10 @ A3	<b>START DATE</b> 28.09.17
<b>CHECKED BY</b> AM	<b>DATE</b> 05.10.17	<b>DRAWING NO.</b> <b>A-21</b>



APPROVED DESIGN CONCEPT

M

MERITON

Building: Dee Why Town Centre

Shop No: 05 - Guzman y Gomez

Approved By: Ana Campos

Date: 02.11.17

Issue: A

APPROVAL OF THE CONCEPT IS GRANTED TO THE LESSEE FOR THESE PLANS

ALL NOTATIONS INCLUDING COMMENTS, DETAILS AND HANDWRITTEN CHANGES MUST BE COMPLIED WITH

ENGINEERS CERTIFICATE REQUIRED TO VERIFY STRUCTURAL ADEQUACY

SHOPFITTER MUST KEEP A COPY OF THIS SET OF LESSEE APPROVED DESIGN DRAWINGS ON SITE AT ALL TIMES & DESTROY ALL PREVIOUS ISSUES AND UNSTAMPED DRAWINGS



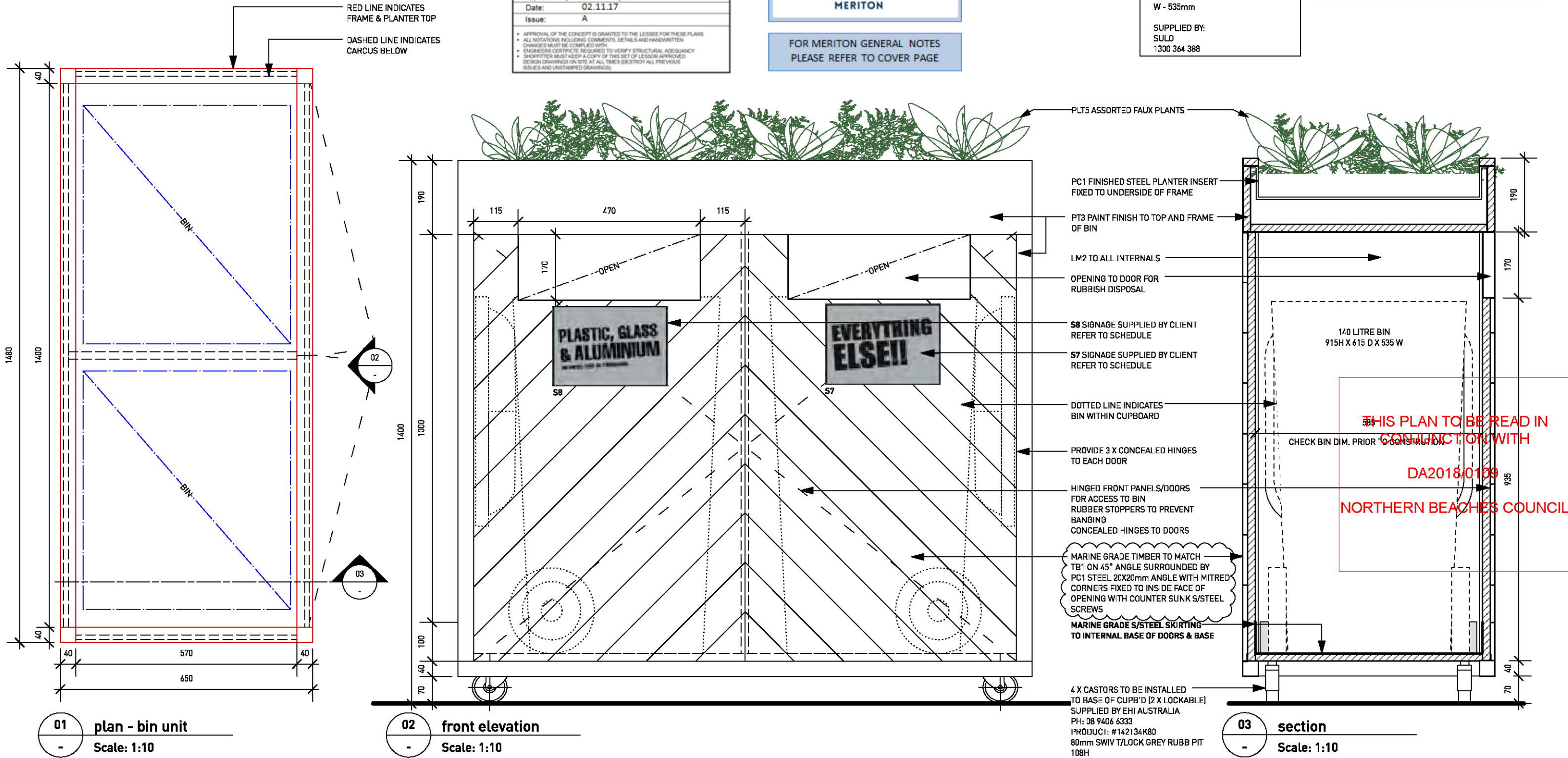
FOR MERITON GENERAL NOTES  
PLEASE REFER TO COVER PAGE

QUANTITY:  
1 UNIT TO INCLUDE TWO BINS ONLY

140 LITRE KOMPAKT CONTAINER  
H - 915mm  
D - 615mm  
W - 535mm

SUPPLIED BY:  
SULO  
1300 364 388

NOTE:  
THIS DRAWING IS INDICATIVE ONLY  
SHOPFITTER TO PROVIDE SHOP DRAWINGS  
PRIOR TO CONSTRUCTION



STATUS:

PRELIMINARY

MORRIS<sup>CO</sup>  
design

Studio 118/40 Yeo Street, Neutral Bay,  
NSW 2089 Australia  
P. 02 9380 2380 E. info@morrisco design.com.au  
MORRISCODESIGN.COM.AU

NOTES:

**DO NOT SCALE THIS DRAWING** All dimensions to be verified on site prior to construction. Any inconsistencies to be reported to morris co design immediately. If any doubt please ask morris co design for clarification. Any variations to these drawings requires approval from morris co design. This drawing has been produced to illustrate design intent. All shop drawings are to be submitted to and sanctioned by morris co design prior to manufacture or construction. Contractor to liaise with third party suppliers to confirm exact requirements

CLIENT DETAILS:

NAME  
GUZMAN Y GOMEZ

PROJECT  
TENANCY 05,  
884-886 PITTWATER RD DEE WHY  
JOB NO.  
0YG06

ISSUE DETAILS:


A 05.10.17 PRELIMINARY ISSUE  
B 01.11.17 PRELIMINARY ISSUE

DRAWING DETAILS: MOBILE BIN UNIT

DRAWN BY	SCALE	START DATE
EF	1:10 @ A3	25.09.17
CHECKED BY	DATE	DRAWING NO.
AM	01.11.17	A-22

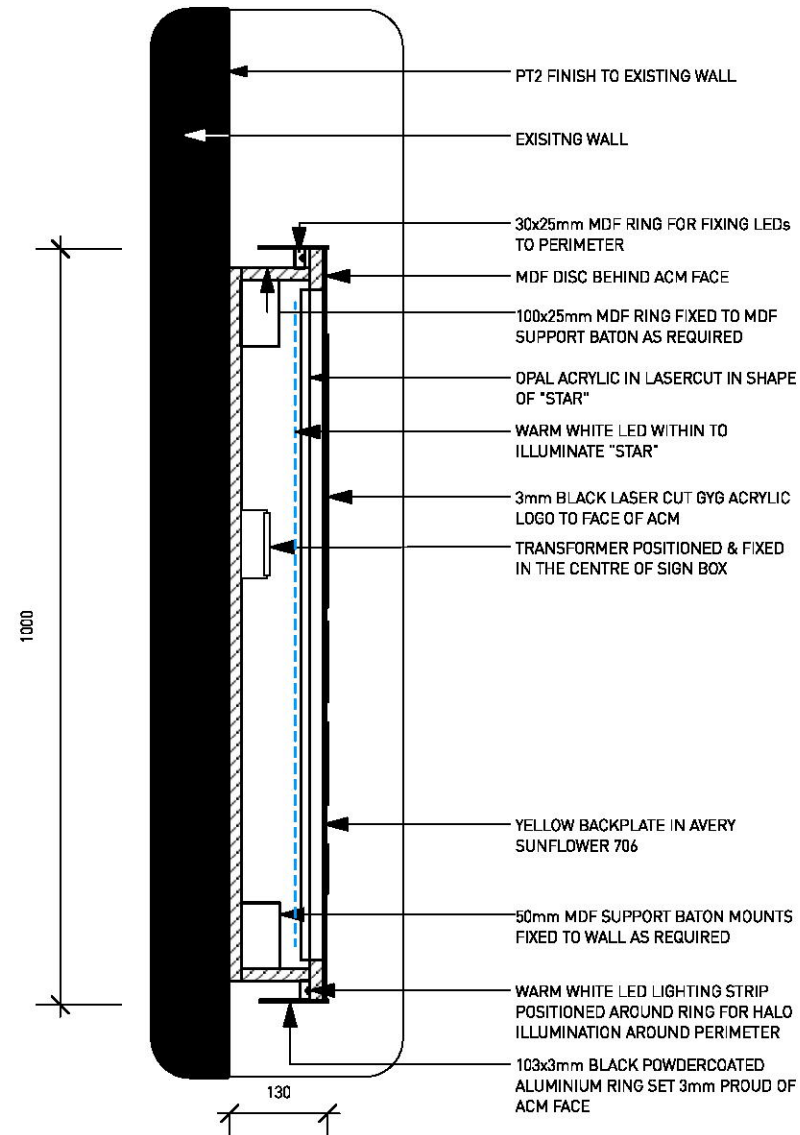


NOTE:  
THIS DRAWING IS INDICATIVE ONLY  
SHOPFITTER TO PROVIDE SHOP DRAWINGS  
PRIOR TO CONSTRUCTION




01 S2 sign - front elevation  
Scale: 1:10

THIS PLAN TO BE READ IN  
CONJUNCTION WITH  
DA2018/0109  
NORTHERN BEACHES COUNCIL



02 section thru sign  
Scale: 1:10

	
APPROVED DESIGN CONCEPT	
Building:	Dee Why Town Centre
Shop No:	05 – Guzman y Gomez
Approved By:	Ana Campos
Date:	02.11.17
Issue:	A
<ul style="list-style-type: none"><li>• APPROVAL OF THE CONCEPT IS GRANTED TO THE LESSEE FOR THESE PLANS.</li><li>• ALL NOTATIONS INCLUDING COMMENTS, DETAILS AND HANDWRITTEN CHANGES MUST BE COMPLIED WITH.</li><li>• ENGINEERS CERTIFICATE REQUIRED TO VERIFY STRUCTURAL ADEQUACY</li><li>• SHOPFITTER MUST KEEP A COPY OF THIS SET OF LESSOR APPROVED DESIGN DRAWINGS ON SITE AT ALL TIMES (DESTROY ALL PREVIOUS ISSUES AND UNSTAMPED DRAWINGS)</li></ul>	

FOR MERITON GENERAL NOTES  
PLEASE REFER TO COVER PAGE

STATUS:

PRELIMINARY

MORRIS<sup>CO</sup>  
design

Studio 118/40 Yeo Street, Neutral Bay,  
NSW 2089 Australia  
P. 02 9380 2380 E. info@morrisco design.com.au  
MORRISCODESIGN.COM.AU

NOTES:

**DO NOT SCALE THIS DRAWING** All dimensions to be verified on site prior to construction. Any inconsistencies to be reported to morris co design immediately. If any doubt please ask morris co design for clarification. Any variations to these drawings requires approval from morris co design. This drawing has been produced to illustrate design intent. All shop drawings are to be submitted to and sanctioned by morris co design prior to manufacture or construction. Contractor to liaise with third party suppliers to confirm exact requirements

CLIENT DETAILS:

NAME  
GUZMAN Y GOMEZ  
PROJECT  
TENANCY 05,  
884-886 PITTWATER RD DEE WHY  
JOB NO.  
GYG06

ISSUE DETAILS:

A 05.10.17 PRELIMINARY ISSUE

DRAWING DETAILS: S2 SIGNAGE DETAILS

DRAWN BY	SCALE	START DATE
EF	1:10 @ A3	27.09.17
CHECKED BY	DATE	DRAWING NO.
AM	05.10.17	A-23



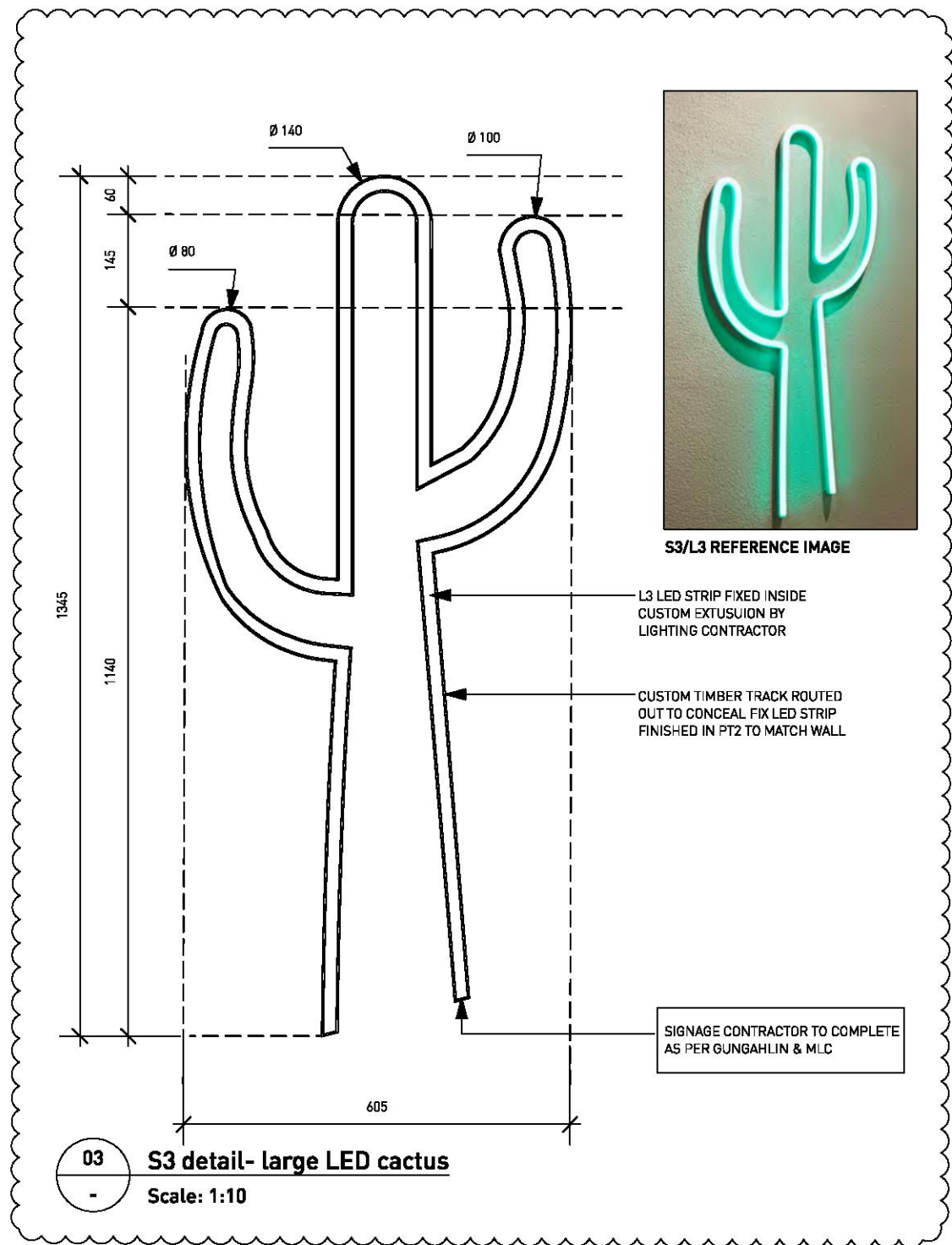
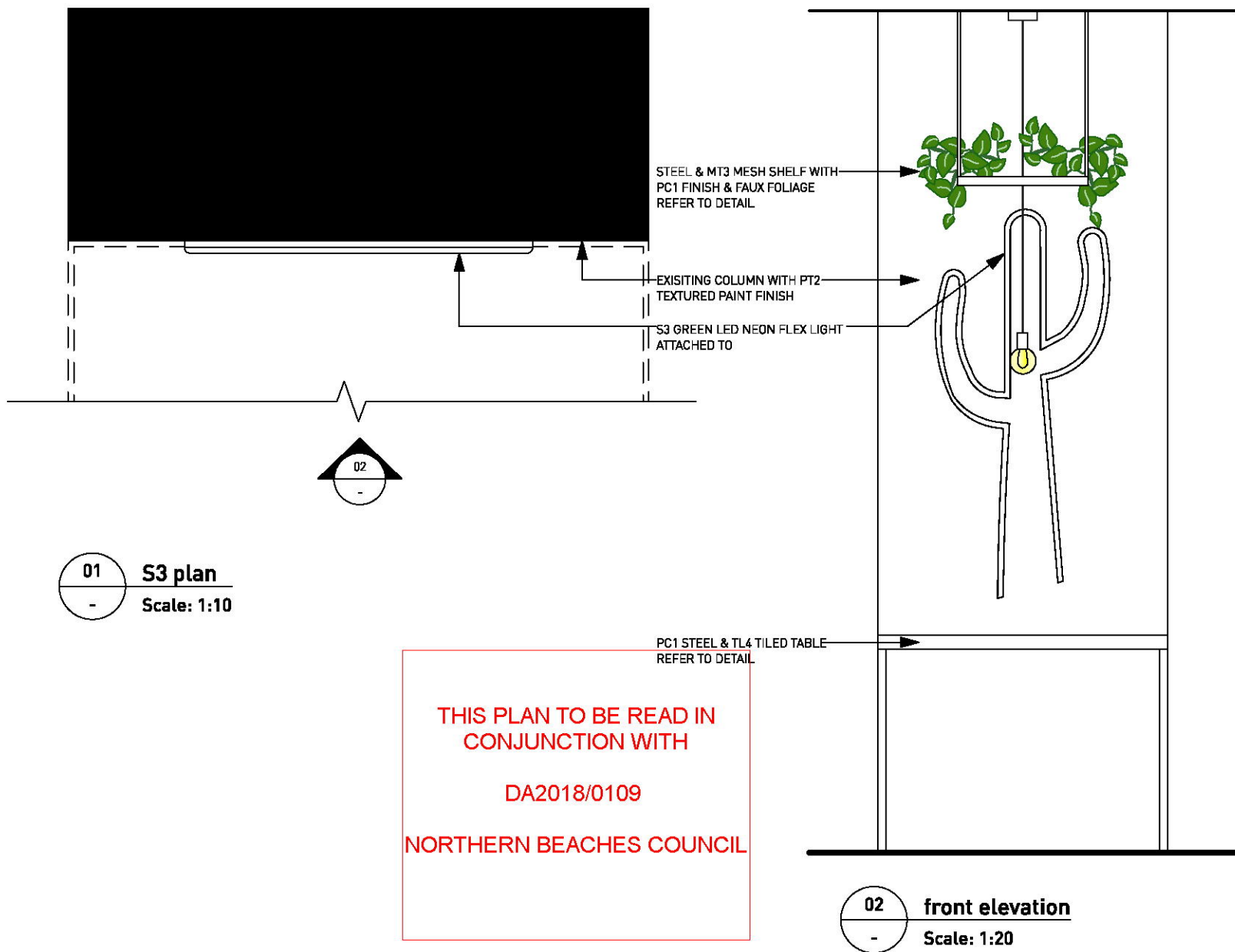
APPROVED DESIGN CONCEPT **MERITON**

Building: Dee Why Town Centre  
 Shop No: 05 - Guzman y Gomez  
 Approved By: Ana Campos  
 Date: 02.11.17  
 Issue: A

• APPROVAL OF THE CONCEPT IS GRANTED TO THE LESSEE FOR THESE PLANS.  
 • ALL NOTATIONS INCLUDING COMMENTS, DETAILS AND HANDWRITTEN CHANGES MUST BE COMPLIED WITH.  
 • ENGINEERS CERTIFICATE REQUIRED TO VERIFY STRUCTURAL ADEQUACY.  
 • SHOPFITTER MUST KEEP A COPY OF THIS SET OF LESSOR APPROVED DESIGN DRAWINGS ON SITE AT ALL TIMES (DESTROY ALL PREVIOUS ISSUES AND UNSTAMPED DRAWINGS).

**MERITON**

FOR MERITON GENERAL NOTES  
 PLEASE REFER TO COVER PAGE



NOTE:  
 THIS DRAWING IS INDICATIVE ONLY  
 SHOPFITTER TO PROVIDE SHOP DRAWINGS  
 PRIOR TO CONSTRUCTION

STATUS:  
**PRELIMINARY**

**MORRIS<sup>co</sup>**  
*design*

Studio 118/40 Yeo Street, Neutral Bay,  
 NSW 2089 Australia  
 P. 02 9380 2380 E. info@morriscodeign.com.au  
 MORRISCODEIGN.COM.AU

**NOTES:**

**DO NOT SCALE THIS DRAWING** All dimensions to be verified on site prior to construction. Any inconsistencies to be reported to morris co design immediately. If any doubt please ask morris co design for clarification. Any variations to these drawings requires approval from morris co design. This drawing has been produced to illustrate design intent. All shop drawings are to be submitted to and sanctioned by morris co design prior to manufacture or construction. Contractor to liaise with third party suppliers to confirm exact requirements

**CLIENT DETAILS:**

NAME  
 GUZMAN Y GOMEZ

PROJECT  
 TENANCY 05,  
 884-886 PITTWATER RD DEE WHY  
 JOB NO.  
 GYG06

**ISSUE DETAILS:**

A 05.10.17 PRELIMINARY ISSUE  
 B 01.11.17 PRELIMINARY ISSUE

**DRAWING DETAILS: CACTUS DETAIL**

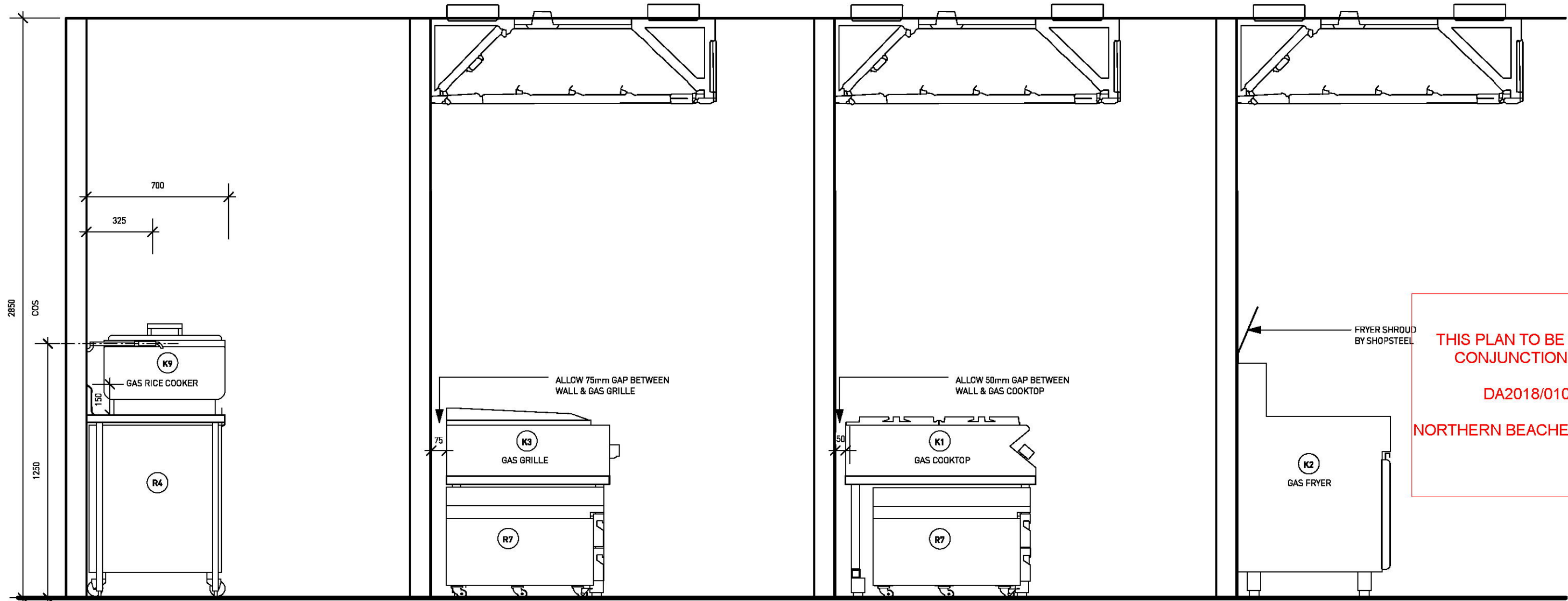
DRAWN BY EF	SCALE 1:10 & 1:20 @ A3	START DATE 25.09.17
CHECKED BY AM	DATE 01.11.17	DRAWING NO. A-24



APPROVED DESIGN CONCEPT	
Building:	Dee Why Town Centre
Shop No:	05 – Guzman y Gomez
Approved By:	Ana Campos
Date:	02.11.17
Issue:	A
<small>           * APPROVAL OF THE CONCEPT IS GRANTED TO THE LESSEE FOR THESE PLANS.            * ALL NOTATIONS INCLUDING COMMENTS, DETAILS AND HANDWRITTEN            CHANGES MUST BE COMPLIED WITH.            * ENGINEERS CERTIFICATE REQUIRED TO VERIFY STRUCTURAL ADEQUACY            * SHOPFITTER MUST KEEP A COPY OF THIS SET OF LESSOR APPROVED            DESIGN DRAWINGS ON SITE AT ALL TIMES (DESTROY ALL PREVIOUS            ISSUES AND UNSTAMPED DRAWINGS)         </small>	



FOR MERITON GENERAL NOTES  
PLEASE REFER TO COVER PAGE



THIS PLAN TO BE READ IN  
CONJUNCTION WITH  
  
DA2018/0109  
  
NORTHERN BEACHES COUNCIL

01 rice cooker & u/bench fridge  
Scale: 1:20

02 gas grille  
Scale: 1:20

03 cooktop & R7  
Scale: 1:20

04 gas fryer  
Scale: 1:20

STATUS:

**PRELIMINARY**

**MORRIS<sup>CO</sup>**  
*design*

Studio 118/40 Yeo Street, Neutral Bay,  
NSW 2089 Australia  
P. 02 9380 2380 E. info@morriscodesign.com.au  
MORRISCODESIGN.COM.AU

#### NOTES:

**DO NOT SCALE THIS DRAWING** All dimensions to be verified on site prior to construction. Any inconsistencies to be reported to morris co design immediately. If any doubt please ask morris co design for clarification. Any variations to these drawings requires approval from morris co design. This drawing has been produced to illustrate design intent. All shop drawings are to be submitted to and sanctioned by morris co design prior to manufacture or construction. Contractor to liaise with third party suppliers to confirm exact requirements

#### CLIENT DETAILS:

NAME  
GUZMAN Y GOMEZ  
  
PROJECT  
TENANCY 05,  
884-886 PITTWATER RD DEE WHY  
JOB NO.  
GYG06

#### ISSUE DETAILS:

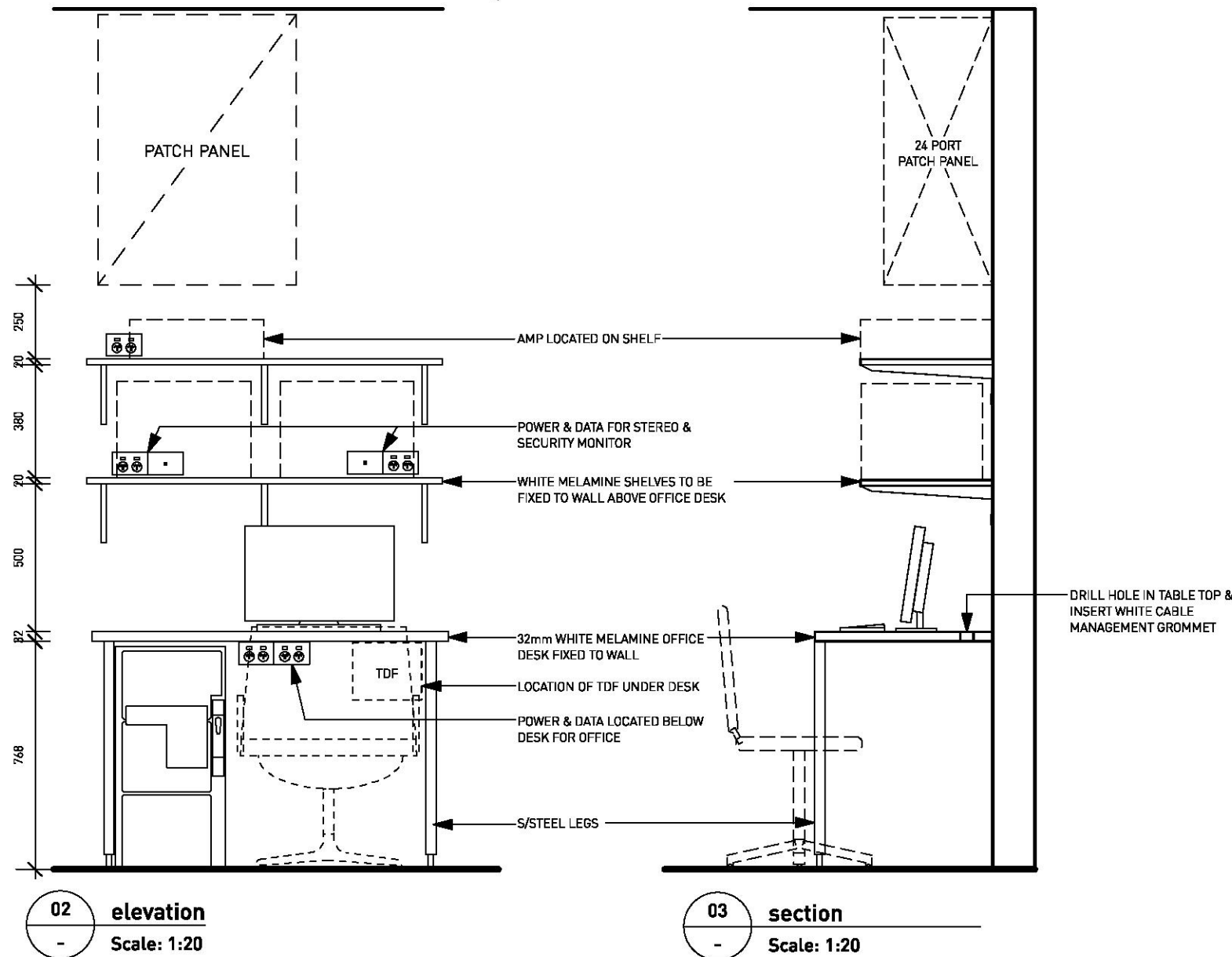
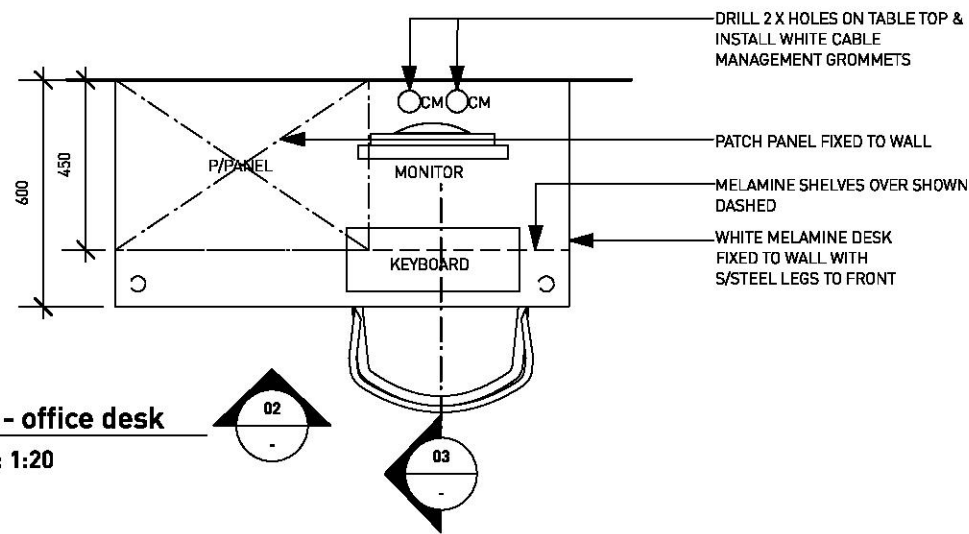
A 05.10.17 PRELIMINARY ISSUE  
B 01.11.17 PRELIMINARY ISSUE

#### DRAWING DETAILS: TYPICAL COOK LINE DETAILS

DRAWN BY	SCALE	START DATE
EF	1:20 @ A3	23.06.17
CHECKED BY	DATE	DRAWING NO.
AM	01.11.17	

**A-25**





APPROVED DESIGN CONCEPT		 <b>MERITON</b>
Building:	Dee Why Town Centre	
Shop No:	05 – Guzman y Gomez	
Approved By:	Ana Campos	
Date:	02.11.17	
Issue:	A	
<ul style="list-style-type: none"><li>• APPROVAL OF THE CONCEPT IS GRANTED TO THE LESSEE FOR THESE PLANS.</li><li>• ALL NOTATIONS INCLUDING COMMENTS, DETAILS AND HANDWRITTEN CHANGES MUST BE COMPLIED WITH.</li><li>• ENGINEERS CERTIFICATE REQUIRED TO VERIFY STRUCTURAL ADEQUACY.</li><li>• SHOPFITTER MUST KEEP A COPY OF THIS SET OF LESSOR APPROVED DESIGN DRAWINGS ON SITE AT ALL TIMES (DESTROY ALL PREVIOUS ISSUES AND UNSTAMPED DRAWINGS).</li></ul>		



FOR MERITON GENERAL NOTES  
PLEASE REFER TO COVER PAGE

THIS PLAN TO BE READ IN  
CONJUNCTION WITH  
  
DA2018/0109  
  
NORTHERN BEACHES COUNCIL

STATUS:

**PRELIMINARY**

**MORRIS<sup>co</sup>**  
*design*

Studio 118/40 Yeo Street, Neutral Bay,  
NSW 2089 Australia  
P. 02 9380 2380 E. info@morrisco design.com.au  
MORRISCODESIGN.COM.AU

#### NOTES:

**DO NOT SCALE THIS DRAWING** All dimensions to be verified on site prior to construction. Any inconsistencies to be reported to morris co design immediately. If any doubt please ask morris co design for clarification. Any variations to these drawings requires approval from morris co design. This drawing has been produced to illustrate design intent. All shop drawings are to be submitted to and sanctioned by morris co design prior to manufacture or construction. Contractor to liaise with third party suppliers to confirm exact requirements

#### CLIENT DETAILS:

NAME  
GUZMAN Y GOMEZ  
PROJECT  
TENANCY 05,  
884-886 PITTWATER RD DEE WHY  
JOB NO.  
GYG06

#### ISSUE DETAILS:

A 05.10.17 PRELIMINARY ISSUE

#### DRAWING DETAILS: OFFICE DETAIL

DRAWN BY	SCALE	START DATE
EF	1:20 @ A3	03.10.17
CHECKED BY	DATE	DRAWING NO.
AM	05.10.17	A-26

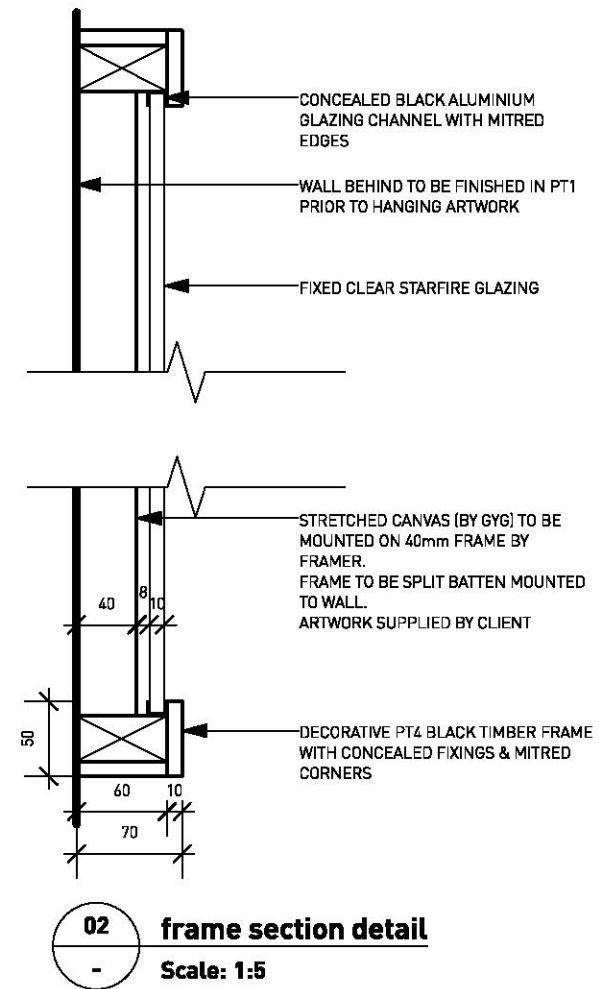


APPROVED DESIGN CONCEPT	<b>MERITON</b>
Building:	Dee Why Town Centre
Shop No:	05 – Guzman y Gomez
Approved By:	Ana Campos
Date:	02.11.17
Issue:	A
<small>           • APPROVAL OF THE CONCEPT IS GRANTED TO THE LESSEE FOR THESE PLANS            • ALL NOTATIONS INCLUDING COMMENTS, DETAILS AND HANDWRITTEN CHANGES MUST BE COMPLIED WITH            • ENGINEERS CERTIFICATE REQUIRED TO VERIFY STRUCTURAL ADEQUACY            • SHOPFITTERS MUST KEEP A COPY OF THIS SET OF LESSOR APPROVED DESIGN DRAWINGS ON SITE AT ALL TIMES (DESTROY ALL PREVIOUS ISSUES AND UNSTAMPED DRAWINGS)         </small>	



50mm PT4 BLACK FRAME WITH MITRED CORNERS

3000x1700mm MEXICAN ARTWORK (BY GYG) WITH STARFIRE CLEAR GLASS TO FRONT FACE OF ARTWORK. ARTWORK SUPPLIED BY CLIENT



THIS PLAN TO BE READ IN  
CONJUNCTION WITH

DA2018/0109

NORTHERN BEACHES COUNCIL

STATUS:

**PRELIMINARY**

**MORRIS**<sup>co</sup>  
*design*

Studio 118/40 Yeo Street, Neutral Bay,  
NSW 2089 Australia  
P. 02 9380 2380 E. [info@morrisco design.com.au](mailto:info@morrisco design.com.au)  
[MORRISCODESIGN.COM.AU](http://MORRISCODESIGN.COM.AU)

#### NOTES:

**DO NOT SCALE THIS DRAWING** All dimensions to be verified on site prior to construction. Any inconsistencies to be reported to morris co design immediately. If any doubt please ask morris co design for clarification. Any variations to these drawings requires approval from morris co design. This drawing has been produced to illustrate design intent. All shop drawings are to be submitted to and sanctioned by morris co design prior to manufacture or construction. Contractor to liaise with third party suppliers to confirm exact requirements

#### CLIENT DETAILS:

NAME  
**GUZMAN Y GOMEZ**

PROJECT  
**TENANCY 05,  
884-886 PITTWATER RD DEE WHY  
JOB NO.  
GYG06**

#### ISSUE DETAILS:

A 05.10.17 PRELIMINARY ISSUE

#### DRAWING DETAILS: ARTWORK DETAIL

<b>DRAWN BY</b> EF	<b>SCALE</b> 1:25 & 1:5 @ A3	<b>START DATE</b> 03.10.17
<b>CHECKED BY</b> AM	<b>DATE</b> 05.10.17	<b>DRAWING NO.</b> <b>A-27</b>



EQUIPMENT SCHEDULE

NO:	QTY	DESCRIPTION	DETAIL SPECIFICATION	SUPPLIER	BUILD COMMENTS	W	D	H	AMPS	MJ's	POWER (W)	HEATLOAD (W)	TUNDISH	WATER	DRAIN
KITCHEN APPLIANCES															
K1-1	1	COOKTOP (6 BURNER)	<b>ELECTROLUX SPEL E9GCGL6COM (391012)</b> Electrolux; Boiling Top;Gas;6 Burner (10KW 1200mm 6-BURNER GAS COOKTOP. (WITH LINE REGULATOR AND 3/4 INCH GAS HOSE)	STODDART	K1 needs to be set off the wall a max of 75mm a min of 50mm - Commissioning Pressure to be 0.7kpa	0	0	0	0	0	0	0	0	0	0
K1A-1	1	COOKTOP STAND	<b>ELECTROLUX SPEL ES91200.0Y0</b> Electrolux;1200 wide;Stand;Suit 900 series to suit CVAP under	STODDART		0	0	0	0	0	0	0	0	0	0
K1-2	0	COOKTOP (4 BURNER)	<b>ELECTROLUX SPEL E9GCGH4COM (391003)</b> Electrolux; Boiling Top;Gas;4 Burner (10KW 800mm 4-BURNER GAS COOKTOP. (WITH LINE REGULATOR AND 3/4 INCH GAS HOSE)	STODDART	K1 needs to be set off the wall a max of 75mm a min of 50mm - Commissioning Pressure to be 0.7kpa	0	0	0	0	0	0	0	0	0	0
K1A-2	0	COOKTOP STAND	<b>ELECTROLUX SPEL ES90800</b> 800mm wide Stand to suit 900 series Electrolux	STODDART		0	0	0	0	0	0	0	0	0	0
K2	1	FRYER	<b>HENNY PENNY EVOLUTION ELITE OPEN FRYER - EEG 242</b> [2-Well gas] 30lb [14L per full vat] oil capacity	JL LENNARD	Requires dedicated power circuit for Fryer controler. Power to be located in accesible location	0	0	0	0	0	0	0	0	0	0
K2A	0	FRYER	<b>HENNY PENNY EVOLUTION ELITE OPEN FRYER - EEG241F</b> [1-Well gas] 15lb (14L per full vat) oil capacity	JL LENNARD		0	0	0	0	0	0	0	0	0	0
K3	1	GRILLE (1200)	<b>ELECTROLUX SPEL AGG48CE (169061)</b> Electrolux;Charbroiler;48"N Gas 132000 BTU/HR. (WITH LINE REGULATOR AND 3/4 INCH GAS HOSE)	STODDART	K3 needs to be set off the wall a min of 75mm Commissioning Pressure to be 0.7kpa	0	0	0	0	0	0	0	0	0	0
K3A	0	GRILLE STAND	<b>ELECTROLUX SPEL ES81220 [A]</b> Electrolux;Stand;1220 Wide;800 Series;	STODDART		0	0	0	0	0	0	0	0	0	0
K3B	0	GRILLE STAND [TO ACCOMMODATE ADANDE UNDER UNDER BENCH REFRIGE DRAWER]	<b>ELECTROLUX SPEL GS AGG48CE [B]</b> Electrolux;Tube Frame;Stand;Suit 169061 S/S Tube Frame with adjustable disc feet to suit AGG48CE Charbroiler with Adande VCS.1CHS drawer under.	STODDART		0	0	0	0	0	0	0	0	0	0
K3C	1	GRILLE STAND [TO ACCOMMODATE WILLIAMS <b>R5A</b> UBC20 FRIDGE UNDER BENCH REFRIGERATOR 4 DRAWER] <b>TO SUIT K1-2 &amp; K3 W/ R5A UNDER</b>	<b>ELECTROLUX SPEL ES92096-RY0-D01 [A]</b> Electrolux;Tube Frame;Stand;Suit 169061 S/S Tube Frame with adjustable disc feet to suit AGG48CE Charbroiler with WILLIAMS 4 DRAWER UNDER	STODDART		0	0	0	0	0	0	0	0	0	0
K4	1	SALAMANDER	<b>WOODSON W.GTSOL.15</b> SALAMANDER. 3 Glass Elements @ 1150W [230V] Unit Controls : Selector Switch for either automatic or timer controlled element operation Selector Switch for 15min timer cycle	STODDART		0	0	0	0	0	0	0	0	0	0
K5	2	TORTILLA PRESS	<b>WOODSON SP.WCT6</b> TORTILLA PRESS. Woodson;Contact Toaster;6 Slice	STODDART		0	0	0	0	0	0	0	0	0	0
K6	1	DISHWASHER	<b>EUROWASH EW800</b> DISHWASHER Pass through hood type dishwasher. 6.7kW	SAFCO	Benches either side to lap into the dishwasher so as to allow for water run off to be captured	0	0	0	0	0	0	0	0	0	0
K6A	0	NOT REQUIRED	<b>WASHTECH XP</b> DISHWASHER Economy Passthrough dishwasher	MOFFAT	Benches either side to lap into the dishwasher so as to allow for water run off to be captured	0	0	0	0	0	0	0	0	0	0
K7	1	THE LINE - CUSTOM	<b>THE LINE</b> - CUSTOM S/S ASSEMBLY BENCH - 4100x1150mm WITH FRIDGE UNDER, COLD WELL AND BAIN MARIE TO BENCHTOP.	CUSTOM FABRICATOR	All serivces bought in from under unit within the floor/penetration. Requires 7 separate electrical serices for equipment. Line is pre wired with electrical outlets with termination junction box in cold well	0	0	0	0	0	0	0	0	0	0
K7A	1	GANTRY	<b>GANTRY</b> - CUSTOM S/S HANGING GANTRY HOUSING SALAMANDERs, PRINTERS AND STOCK	CUSTOM FABRICATOR	Power and data feeds from to of unit. Ensure adequete structural support	0	0	0	0	0	0	0	0	0	0
K8	1	MARGARITA MACHINE	<b>BUNN ULTRA-2 HP</b> Ultra High Performance Frozen Beverage System with 2 Hoppers. Include light box	JUST REFRIGERATION	Ensure power located accordinlgy and hole in counter top to pass throught the cable	0	0	0	0	0	0	0	0	0	0
K9	2	GAS RICE COOKER	<b>RINNAIRER-55AS</b> (WITH LINE REGLATOR FOR EACH RICE COOKER)	SAFCO	3/4 inch hose must be used, with a regulator from the gas point off the wall. Regulator to be set at 1.1kPa	0	0	0	0	0	0	0	0	0	0
K10	1	HOT BOX	<b>CULINAIRE CH.CBC.0611NB</b> Culinaire;Banquet Cart;6 x 1/1GN;Narrow;	SAFCO	3/4 inch hose must be used, with a regulator from the gas point off the wall. Regulator to be set at 1.1kPa	0	0	0	0	0	0	0	0	0	0

THIS PLAN TO BE READ IN CONJUNCTION WITH  
DA2018/0109  
NORTHERN BEACHES COUNCIL

STATUS:

PRELIMINARY

NOTE:  
THIS DRAWING IS INDICATIVE ONLY  
SHOPFITTER TO PROVIDE SHOP DRAWINGS  
PRIOR TO CONSTRUCTION

MORRIS<sup>co</sup>  
design

Studio 118/40 Yeo Street, Neutral Bay,  
NSW 2089 Australia  
P. 02 9380 2380 E. info@morrisco design.com.au  
MORRISCODESIGN.COM.AU

NOTES:

**DO NOT SCALE THIS DRAWING** All dimensions to be verified on site prior to construction. Any inconsistencies to be reported to morris co design immediately. If any doubt please ask morris co design for clarification. Any variations to these drawings requires approval from morris co design. This drawing has been produced to illustrate design intent. All shop drawings are to be submitted to and sanctioned by morris co design prior to manufacture or construction. Contractor to liaise with third party suppliers to confirm exact requirements

CLIENT DETAILS:

NAME  
GUZMAN Y GOMEZ  
PROJECT  
TENANCY Q5,  
884-886 PITTWATER RD DEE WHY  
JOB NO.  
GYG06

ISSUE DETAILS:

A 05.10.17 PRELIMINARY ISSUE

DRAWING DETAILS: EQUIPMENT SCHEDULES

DRAWN BY	SCALE	START DATE
EF/AM	NTS @ A3	03.10.17
CHECKED BY	DATE	DRAWING NO.
AM	31.07.17	

A-28



EQUIPMENT SCHEDULE

NO:	QTY	DESCRIPTION	DETAIL SPECIFICATION	SUPPLIER	BUILD COMMENTS	W	D	H	AMPS	MJ's	POWER (W)	HEATLOAD (W)	TUNDISH	WATER	DRAIN
KITCHEN APPLIANCES CONTINUED ....															
K11	1	PROTEIN BOX - C VAP	<u>WINSTON HBB5D1</u> C-Vap hold and serve drawer with water resovior	SAFCO		0	0	0	0	0	0	0	0	0	0
K12	1	QUESADILLA PRESS - ANVILLE	<u>ANVIL PANINI PRESS</u> Press (double grill)	PRESTIGE	Exhaust hood required if 2 x K12 Location of these units to be confirmed by GYG	0	0	0	0	0	0	0	0	0	0
K12A	0	NOT REQUIRED	<u>SIRMAN DOUBLE CONTACT GRILL</u> RIBBED TOP PLATES, FLAT BOTTOM PLATE	SAFCO	Exhaust hood required if 2 x K12 Location of these units to be confirmed by GYG	0	0	0	0	0	0	0	0	0	0
K13	1	ELECTRIC HOT WATER HEATER	<u>RHEEM HOT WATER</u> Rheem Heavy Duty Electric Water Heater - 50L - 613050	BUILDER		0	0	0	0	0	0	0	0	0	0
K14	1	CHIP WARMER	<u>CULINAIRE CH.CWD2.1/1</u> Culinaire Warmer Drawers	STODDART		0	0	0	0	0	0	0	0	0	0
K14A	4	CHIP WARMER LEGS	<u>CULINAIRE SPCU - VAR</u> 150mm Legs for Drawer Warmer	STODDART		0	0	0	0	0	0	0	0	0	0
K15	1	ICE MACHINE	<u>HOSHIZAKI KM-30A</u> UNDER COUNTER ICE MACHINE	SAFCO	Sits on Plinth under front counter. Ensure draige uoff set to side of unit	0	0	0	0	0	0	0	0	0	0
K16	2	STEAMER	<u>MIRACLE STEAMER</u> MS-250 9100438. Spatula Style with Direct water hoop up	COMCATER		0	0	0	0	0	0	0	0	0	0
K17	2	OIL COOKER	<u>BULK OIL SUPPLY AND WASTE TANKS</u> Cookers Bulk Oil System	COOKERS OIL (AUST)	Requires power for pump system. Does not require dedicated power, rather general power that can be utilised as required	0	0	0	0	0	0	0	0	0	0
K18	1	FOOD PROCESSOR	<u>ANLIKER GSM</u> 5 STAR SLICER Anliker Food Processor	PHOENIKS		0	0	0	0	0	0	0	0	0	0
K19	1	TEMP UP REHEATING OVEN	<u>TORNUS EQUIPMENT TEMP UP REHEATING OVEN</u> Tournus Equipment, 507 624. Free Standing 5-Level Model (tray option available)	PHOENIKS		0	0	0	0	0	0	0	0	0	0
K20	1	COFFEE MACHINE	<u>LA MARZOCCO COFFEE MACHINE</u> La Marzocco Linea PB 3grp AV	CMI	Hole required in counter top for power cable, water line and drainge to be run	0	0	0	0	0	0	0	0	0	0
K21	1	COFFEE GRINDER	<u>MAZZER GRINDER</u> Mazzer Robur Electronic Grinder Black	CMI		0	0	0	0	0	0	0	0	0	0
K22	0	POWER TANK	<u>POWER TANK - MEDIUM</u> Soaker tank for heavy duty cleaning	OZ TANK		0	0	0	0	0	0	0	0	0	0
K24	0	DISHWASHER - UNDERCOUNTER	<u>WASHTECH XU</u> DISHWASHER Economy undercounter dishwasher	MOFFAT		0	0	0	0	0	0	0	0	0	0
K25	1	CHIP DUMP	<u>CULINARE CH-CDBM</u> Culinare heated chip dump bench mounted. Single pan. Installed above bench	STODDART	Require power above the bench	0	0	0	0	0	0	0	0	0	0
K26	1	KNIFE SHARPENER	<u>DICK RS-75</u> KNIFE SHARPENER	SAFCO		0	0	0	0	0	0	0	0	0	0
M3	1-4	CUP DISPENSER	<u>SAN JAMAR - C2410BKFSM</u> Under Counter mounted	SAFCO		0	0	0	0	0	0	0	0	0	0
E15	1	SAFE	<u>SAFE EP WAGNER 703SEK</u>	EP WAGNER		0	0	0	0	0	0	0	0	0	0
REFRIGERATION															
R1	1	4 DOOR UNDERCOUNTER DRINK FRIDGE (UNDER POS)	<u>WILLIAMS HBS4U9D9B</u> FRIDGE UNDERCOUNTER BLACK W 4 GLASS DOORS	WILLIAMS		0	0	0	0	0	0	0	0	0	0
R2	2	LINE FRIDGE - 4 DOOR UNDERCOUNTER FRIDGE (UNDER LINE)	<u>LINE FRIDGE - Part of K7</u> 4 X BLOCK DOOR PASS THRU UNDERCOUNTER FRIDGE WITH OPEN WELL	CUSTOM FABRICATOR		0	0	0	0	0	0	0	0	0	0
R3	0	2 DOOR UNDERCOUNTER FRIDGE (UNDER DRIVE THRU PRESENT BENCH)	<u>WILLIAMS HBS2U0DCB</u> FRIDGE UNDERCOUNTER W 2 GLASS DOORS	WILLIAMS		0	0	0	0	0	0	0	0	0	0
R4	1	2 DOOR UNDERCOUNTER FRIDGE (UNDER RICE COOKERS IN COOKLINE)]	<u>WILLIAMS HBS2USDSS</u> FRIDGE UNDERCOUNTER W 2 SS DOORS	WILLIAMS		0	0	0	0	0	0	0	0	0	0

THIS PLAN TO BE READ IN CONJUNCTION WITH  
DA2018/0109  
NORTHERN BEACHES COUNCIL

NOTE:  
THIS DRAWING IS INDICATIVE ONLY  
SHOPFITTER TO PROVIDE SHOP DRAWINGS  
PRIOR TO CONSTRUCTION

STATUS:  
**PRELIMINARY**

MORRIS<sup>co</sup>

design

Studio 118/40 Yeo Street, Neutral Bay,  
NSW 2089 Australia  
P. 02 9380 2380 E. info@morriscodedesign.com.au  
MORRISCODESIGN.COM.AU

NOTES:

DO NOT SCALE THIS DRAWING

All dimensions to be verified on site prior to construction. Any inconsistencies to be reported to morris co design immediately. If any doubt please ask morris co design for clarification. Any variations to these drawings requires approval from morris co design. This drawing has been produced to illustrate design intent. All shop drawings are to be submitted to and sanctioned by morris co design prior to manufacture or construction. Contractor to liaise with third party suppliers to confirm exact requirements

CLIENT DETAILS:

NAME

GUZMAN Y GOMEZ

PROJECT

TENANCY 05,  
884-886 PITTWATER RD DEE WHY  
JOB NO.

GYG06

ISSUE DETAILS:

A

03.10.17

PRELIMINARY ISSUE

DRAWING DETAILS: EQUIPMENT SCHEDULES

DRAWN BY

EF/AM

CHECKED BY

AM

SCALE

NTS @ A3

DATE

05.10.17

START DATE

03.10.17

DRAWING NO.

A-29



EQUIPMENT SCHEDULE

NO:	QTY	DESCRIPTION	DETAIL SPECIFICATION	SUPPLIER	BUILD COMMENTS	W	D	H	AMPS	MJ's	POWER (W)	HEATLOAD (W)	TUNDISH	WATER	DRAIN
REFRIGERATION CONTINUED ....															
R5	1	1 DRAWER UNDER GRILL REFRIGERATED DRAWER	<u>ADANDE SPAE.VCS1.CHS</u> Adande 1 Drw Refrigerated Drawer; Side Engine; Std Castor; Heatshield Top (To be manufactured to fit K3 48" [1220mm] wide Grill.	STODDART	To be ordered with SPAE.RG - Adande; GN Support rack.	0	0	0	0	0	0	0	0	0	0
R6	1	4 DRAWER UNDER GRILLE REFRIGERATED DRAWER TO SUIT CUSTOM STAND	<u>WILLIAMS UBC20</u>	WILLIAMS		0	0	0	0	0	0	0	0	0	0
R7	0	1 DRAWER COMPACT UNDERBENCH FREEZER	<u>ADANDE VCC/SCT Compact Unit -</u> Low height drawer freezer. Installed below bench	STODDART		0	0	0	0	0	0	0	0	0	0
R8	1	1 DOOR UPRIGHT FREEZER	<u>ELECTROLUX RE471FF'670L</u> 1 door digital stainless steel freezer, 670L.	STODDART	To be ordered with 200mm castors	0	0	0	0	0	0	0	0	0	0
R9	0	2 DOOR UPRIGHT FREEZER	<u>ELECTROLUX RE4142FF</u> 2 door digital stainless steel freezer, 1430L	STODDART	To be ordered with 200mm castors	0	0	0	0	0	0	0	0	0	0
WASH UP															
W1	2	WASH BASIN KNEE OPERATED	<u>STODDART Wash Basin Knee Operated - SPPL.WB.K01</u>	STODDART		0	0	0	0	0	0	0	0	0	0
W2	2	LIQUID SOAP DISPENSER	<u>Safco RC-750138</u>	SAFCO		0	0	0	0	0	0	0	0	0	0
W3	2	PAPER TOWEL WALL DISPENSER	<u>Safco G-LI-5402</u>	SAFCO		0	0	0	0	0	0	0	0	0	0
W4	1	CLEANERS SINK	<u>STODDART 34-CL - Cleaners Sink with wall bracket.</u>	STODDART		0	0	0	0	0	0	0	0	0	0
W5	1	BIB TAP	<u>Enware IN305</u> (M/F) Traditional Hose Tap 15mm for cleaner's sink * Jumper valve	SAFCO		0	0	0	0	0	0	0	0	0	0
W6	1	HOB DUAL MIXER ASSEMBLY	<u>Enware FHS141</u> - Hob Dual Mixer Assembly.	SAFCO		0	0	0	0	0	0	0	0	0	0
W7	1	SINGLEMIXER GOOSENECK SPOUT	<u>Enware SLM309A</u> Oras Viva Series Sink Mixer with Gooseneck Spout * 3 Star WELS - Flexible Connections	SAFCO		0	0	0	0	0	0	0	0	0	0
W8	1	TELESCOPIC LAUNDRY ARM	<u>Enware SP251</u> Telescop Enware SP251 - Telescopic Laundry Arm * 390mm to 630mm reach Laundry Arm	SAFCO		0	0	0	0	0	0	0	0	0	0
W9	1	RECESS ADAPTOR	<u>Enware IN308</u> Traditional Recess Adaptor * Jumper valve standard	SAFCO		0	0	0	0	0	0	0	0	0	0
W10	SITE SPEC	WASH BASIN WAND OPERATED	<u>STODDART SPPL.WB.R.WM.W0</u>	STODDART		0	0	0	0	0	0	0	0	0	0
SHELVING															
SH1	SITE SPEC	PIPE WALL SHELF	<u>PIPE WALL SHELF</u>	CUSTOM FABRICATOR		0	0	0	0	0	0	0	0	0	0
SH8	SITE SPEC	COOLROOM SHELVING	<u>SAFCO Australia / EZ Shelving</u>	SAFCO		0	0	0	0	0	0	0	0	0	0
SH9	SITE SPEC	DRY STORE SHELVING	<u>SAFCO Australia / EZ Shelving</u>	SAFCO		0	0	0	0	0	0	0	0	0	0
SH10	SITE SPEC	OFFICE SHELVING	<u>JOINERY BY BUILDER</u>	PROJECT BUILDER		0	0	0	0	0	0	0	0	0	0
SH11	2	OFFICE SHELVING	<u>CUSTOM FABIRICATION PER SITE</u>	CUSTOM FABRICATOR	GYG Operations to advise positioning of shelf ends	0	0	0	0	0	0	0	0	0	0
SH12	1	COOK SHELF	<u>CUSTOM FABIRICATION PER SITE</u>	CUSTOM FABRICATOR	Location to be determined on site at the direction of ops	0	0	0	0	0	0	0	0	0	0
STAINLESS STEEL															
B1	SITE SPEC	WASH UP & PREP BENCHES	<u>CUSTOM FABIRICATION PER SITE</u>	CUSTOM FABRICATOR	Benches to be welded together as a standard	0	0	0	0	0	0	0	0	0	0
	2	STICKER HOLDERS	<u>CUSTOM FABIRICATION PER SITE</u> 3 X WELDED ON GANTRY AS PER PLANS. 1 X USED AS SPARE	CUSTOM FABRICATOR		0	0	0	0	0	0	0	0	0	0
	SITE SPEC	EXHAUST CANOPY	<u>CUSTOM FABIRICATION PER SITE</u>	CUSTOM FABRICATOR		0	0	0	0	0	0	0	0	0	0

THIS PLAN TO BE READ IN CONJUNCTION WITH  
DA2018/0109  
NORTHERN BEACHES COUNCIL

STATUS:

PRELIMINARY

NOTE:  
THIS DRAWING IS INDICATIVE ONLY  
SHOPFITTER TO PROVIDE SHOP DRAWINGS  
PRIOR TO CONSTRUCTION

MORRIS<sup>CO</sup>  
design

Studio 118/40 Yeo Street, Neutral Bay,  
NSW 2089 Australia  
P. 02 9380 2380 E. info@morrisco design.com.au  
MORRISCODESIGN.COM.AU

NOTES:

**DO NOT SCALE THIS DRAWING** All dimensions to be verified on site prior to construction. Any inconsistencies to be reported to morris co design immediately. If any doubt please ask morris co design for clarification. Any variations to these drawings requires approval from morris co design. This drawing has been produced to illustrate design intent. All shop drawings are to be submitted to and sanctioned by morris co design prior to manufacture or construction. Contractor to liaise with third party suppliers to confirm exact requirements

CLIENT DETAILS:

NAME  
GUZMAN Y GOMEZ  
PROJECT  
TENANCY 05,  
884-886 PITTWATER RD DEE WHY  
JOB NO.  
GYG06

ISSUE DETAILS:

A 05.10.17 PRELIMINARY ISSUE

DRAWING DETAILS: EQUIPMENT SCHEDULES

DRAWN BY	SCALE	START DATE
EF/AM	NTS @ A3	03.10.17
CHECKED BY	DATE	DRAWING NO.
AM	05.10.17	

A-30



EQUIPMENT SCHEDULE

NO:	QTY	DESCRIPTION	DETAIL SPECIFICATION	SUPPLIER	BUILD COMMENTS	W	D	H	AMPS	MJ's	POWER [W]	HEATLOAD [W]	TUNDISH	WATER	DRAIN
STAINLESS STEEL CONTINUED ....															
	SITE SPEC	COUNTER FRAMES	CUSTOM FABRICATION PER SITE	CUSTOM FABRICATOR		0	0	0	0	0	0	0	0	0	0
	1	SALSA STATION	AS PER STANDARD DETAIL	CUSTOM FABRICATOR		0	0	0	0	0	0	0	0	0	0
	SITE SPEC	WALL SHEETING	CUSTOM FABRICATION PER SITE WALL SHEETING TO SUIT	CUSTOM FABRICATOR		0	0	0	0	0	0	0	0	0	0
IT															
E1	4	POINT OF SALE UNIT	Micros Workstation 5A. And black micros cash drawer (460W x 465D x 110H)	ORACLE		0	0	0	0	0	0	0	0	0	0
E2	4	POINT OF SALE PRINTER	Micros Epson TM-T88 Thermal Printer	ORACLE		0	0	0	0	0	0	0	0	0	0
E3	4	LABEL / STICKER PRINTER	Bixolon - SLP-D420 Ethernet Printer	INSIGNIA		0	0	0	0	0	0	0	0	0	0
E4	1	OFFICE DESKTOP PC	Micros Server - HP RP5800 - 3 Year Warranty on hardware.	DARACO		0	0	0	0	0	0	0	0	0	0
E5	1	OFFICE DESKTOP PC SCREEN	HP 19" Monitor	DARACO		0	0	0	0	0	0	0	0	0	0
E6	1	OFFICE DESKTOP PC PRINTER		LOCAL OFFICE SUPPLIER		0	0	0	0	0	0	0	0	0	0
E8	1	STAFF SIGN ON SCREEN		DARACO	Located in the office	0	0	0	0	0	0	0	0	0	0
E9	1	BUMP SCREEN	ELO Touchscreen - 191 L - 19" Desktop AccuTouch Serial/USB	ORACLE		0	0	0	0	0	0	0	0	0	0
E9A	1	BUMP SCREEN CONTROLLER (KDS)		ORACLE		0	0	0	0	0	0	0	0	0	0
E10	1	ORDER NUMBER SCREEN	Phillips BDL3230QL 32" LED Dispaly. TV tilted bracket required Part # 012.001.0004	DARACO	Located next to menu board screens. Provision for DGPO & DP within bulkhead.	0	0	0	0	0	0	0	0	0	0
E12-1	4	MENU SCREENS 43" [WITHIN BULKHEAD]	Samsung PMF Series Commercial LED LCD Displays PM43F	SAMSUNG		0	0	0	0	0	0	0	0	0	0
E12-2	0	MENU SCREENS 48" [WITHIN BULKHEAD]	NOT REQUIRED	DARACO		0	0	0	0	0	0	0	0	0	0
E12-3	1	MENU SCREENS 32" [WITHIN BULKHEAD]	Samsung PMF Series Commercial LED LCD Displays PM32F	SAMSUNG		0	0	0	0	0	0	0	0	0	0
E12a	5	FLAT SCREEN WALL MOUNT	Product Code: TH-3070-UT - Telehook flat screen wall mount.	DARACO		0	0	0	0	0	0	0	0	0	0
E13	1	SERVER RACK (FOR PATCH PANEL)	Product Code: # 002.013.1845 18RU 450mm Deep Wall Mount Server Cabinet. Shelf Spec:	4CABLING		0	0	0	0	0	0	0	0	0	0
E13	1	SHELVES FOR SERVER RACK (PATCH PANEL)	Product Code: # 002.003.0025 Cantilever 2RU Shelf 250mm Deep	4CABLING		0	0	0	0	0	0	0	0	0	0
E14	1	STEREO	Barix Audio Stream Music Player. Located at office desk.	DARACO		0	0	0	0	0	0	0	0	0	0
	1	ROUTER / MODERN	Located inside patch panel	DARACO		0	0	0	0	0	0	0	0	0	0
	1	AMP	Located inside comms cabinet	RYNX		0	0	0	0	0	0	0	0	0	0
	1	DVR	Located inside patch panel	LOCAL SECURITY CONTRACTOR		0	0	0	0	0	0	0	0	0	0
	1	SECURITY MONITOR	Located at office desk	LOCAL SECURITY CONTRACTOR		0	0	0	0	0	0	0	0	0	0
	1	OFFICE PHONE	Located at office desk	LOCAL OFFICE SUPPLIER		0	0	0	0	0	0	0	0	0	0
	1	VoIP PHONE ADAPTER	TBC	DARACO		0	0	0	0	0	0	0	0	0	0
E16	1	TABLE LOCATOR SCREEN	TBC	SUMMIT		0	0	0	0	0	0	0	0	0	0
MISC															
WB1	2	BINS (LOCATED INSIDE MOBILE BIN UNIT)	140 LITRE 2 WHEELED COMPACT CONTAINER	SAFCO		0	0	0	0	0	0	0	0	0	0
WB3	1	BIN	240 LITRE 2 WHEELED CONTAINER	SAFCO		0	0	0	0	0	0	0	0	0	0

THIS PLAN TO BE READ IN CONJUNCTION WITH  
DA2018/0109  
NORTHERN BEACHES COUNCIL

STATUS:

PRELIMINARY

NOTE:  
THIS DRAWING IS INDICATIVE ONLY  
SHOPFITTER TO PROVIDE SHOP DRAWINGS  
PRIOR TO CONSTRUCTION

MORRIS<sup>CO</sup>  
design

Studio 118/40 Yeo Street, Neutral Bay,  
NSW 2089 Australia  
P. 02 9380 2380 E. info@morrisco design.com.au  
MORRISCODESIGN.COM.AU

NOTES:

**DO NOT SCALE THIS DRAWING** All dimensions to be verified on site prior to construction. Any inconsistencies to be reported to morris co design immediately. If any doubt please ask morris co design for clarification. Any variations to these drawings requires approval from morris co design. This drawing has been produced to illustrate design intent. All shop drawings are to be submitted to and sanctioned by morris co design prior to manufacture or construction. Contractor to liaise with third party suppliers to confirm exact requirements

CLIENT DETAILS:

NAME  
GUZMAN Y GOMEZ  
PROJECT  
TENANCY 05,  
884-886 PITTWATER RD DEE WHY  
JOB NO.  
6YG06

ISSUE DETAILS:

A 05.10.17 PRELIMINARY ISSUE

DRAWING DETAILS: EQUIPMENT SCHEDULES

DRAWN BY	SCALE	START DATE
EF/AM	NTS @ A3	03.10.17
CHECKED BY	DATE	DRAWING NO.
AM	05.10.17	

A-31



FF&E SCHEDULE

GENERAL NOTES:  
CHECK LEAD TIME ON ALL ITEMS & FLAG ANY ITEMS THAT NEED TO BE ORDERED IMMEDIATELY  
CEILING HEAT LOAD NOT TO EXCEED 22W/SQM  
ALL FLUORO LAMPS FOR LIGHTING TO HAVE ELECTRONIC BALLASTS  
ALL WATER FIXTURES & FITTINGS TO MEET 'WELS' RATING STANDARDS  
\*SHOULD ANY OF THE FOLLOWING SPECIFICATIONS NOT COMPLY WITH THE ABOVE PLEASE CONTACT MORRIS SELVATICO PRIOR TO SUBSTITUTION

CODE	LOCATION / TYPE	FINISH SPECIFICATION	SUPPLIER DETAILS	COMMENTS / IMAGE
FLOORING				
F1	FRONT OF HOUSE GENERAL FLOOR - PATTERNED	TILED FLOOR TO BE CONFIRMED	TBC	TO BE FINISHED IN STRICT ACCORDANCE WITH MANUFACTURERS INSTRUCTIONS
F2	FRONT OF HOUSE GENERAL FLOOR - PLAIN	TILED FLOOR TO BE CONFIRMED	TBC	TO BE FINISHED IN STRICT ACCORDANCE WITH MANUFACTURERS INSTRUCTIONS
F3	BACK OF HOUSE FLOORING & COVED SKIRTING	150X150X6mm ANTHRACITE MIX SICODUR R13 150X105X6mm MATCHING COVING INTERNAL AND EXTERNAL CORNERS METZ 70 EPOXY KIT METZ HSA ADHESIVE	METZ P: 1300 730 062	SHOPFITTER TO CHECK GROUT SPACING & INSTALLATION REQUIREMENT WHEN ORDERING TO BE FINISHED IN STRICT ACCORDANCE WITH MANUFACTURERS INSTRUCTIONS
PAINTS/WALLS				
PT1	CONCRETE LOOK PAINT	MUROBOND CEMENT PAINT COLOUR: PAINTBRUSH (413)	MUROBOND SUPERIOR PAINTS PH: 02 9906 7299	TO BE LAID ON CLEAN, SOUND & APPROPRIATE SUBSTRATE IN STRICT ACCORDANCE WITH MANUFACTURERS INSTRUCTIONS
PT2	WHITE PAINT	DULUX ACRYLIC WASH 'N' WEAR COLOUR: NATURAL WHITE CODE: PN1E1  3mm TEXTURED FINISH ACHIEVED WITH MEDIUM TEXTURED ROLLER	DULUX COLOUR SPECIFIER	MIN. 3 COATS  BUILDER TO APPLY AS PER MLC & GUNGAHLIN
PT3	YELLOW PAINT	DULUX ACRYLIC WASH 'N' WEAR COLOUR: CITRINO CODE: A218	DULUX COLOUR SPECIFIER	MIN. 3 COATS
PT4	BLACK PAINT	DULUX WEATHERSHIELD MATT ACRYLIC COLOUR: BLACK CAVIAR (BLACK) CODE: PN2A8	DULUX COLOUR SPECIFIER	MIN. 3 COATS
PT5	BOH PAINT	DULUX ACRYLIC WASH 'N' WEAR COLOUR: NATURAL WHITE CODE: PN1E1	DULUX COLOUR SPECIFIER	MIN. 3 COATS
CP1	FOH CEILING PAINT	PANDOMO WALL COLOUR: 10/3.1 TEXTURED SEALER: STONE OIL	ARDEX PH: 1300 788 780 PANOMO REP: CONTACT: MARK ZANGARI PH: 0417 493 527	TO BE LAID ON CLEAN, SOUND & APPROPRIATE SUBSTRATE IN STRICT ACCORDANCE WITH MANUFACTURERS INSTRUCTIONS TO BE INSTALLED BY PANDOMO REP RECOMMENDATIONS
CP2	BOH CEILING PAINT	DULUX ACRYLIC WASH 'N' WEAR COLOUR: NATURAL WHITE CODE: PN1E1	DULUX COLOUR SPECIFIER	MIN. 3 COATS
PC1	POWDERCOAT THROUGHOUT	DULUX POWDERCOAT COLOUR: BLACK MATT	DULUX POWDER COATINGS	
PC2	POWDERCOAT THROUGHOUT	DULUX POWDERCOAT COLOUR: YELLOW MATT	DULUX POWDER COATINGS	
PC3	POWDERCOAT THROUGHOUT	DULUX POWDERCOAT COLOUR: WHITE POWDERCOAT	DULUX POWDER COATINGS	

NOTE: ALL DIMENSIONS TO BE CHECKED ON  
SITE PRIOR TO COMMENCEMENT OF ANY WORKS  
TO BE READ IN CONJUNCTION WITH DRAWINGS  
NO SUBSTITUTIONS TO BE MADE WITHOUT PRIOR APPROVAL

CODE	LOCATION / TYPE	FINISH SPECIFICATION	SUPPLIER DETAILS	COMMENTS / IMAGE
PAINTS/WALLS CONTINUED				
W1	SCREEN WALL	BREEZE BLOCK DESIGN: STARLIGHT	BESSER BLOCKS PH: (02) 9982 2536	TO BE LAID ON CLEAN, SOUND & APPROPRIATE SUBSTRATE IN STRICT ACCORDANCE WITH MANUFACTURERS INSTRUCTIONS
TL1	YELLOW SHOPFRONT TILE	150X75mm YELLOW SUBWAY TILE FINISH: GLOSS GROUT: CEMENT GREY (113) 1.5mm GROUT LINES	SURFACE STUDIO CONTACT: KAREN REID P: 02 9181 1249  GROUT: MAPEI GROUTS	TO BE LAID ON CLEAN, SOUND & APPROPRIATE SUBSTRATE IN STRICT ACCORDANCE WITH MANUFACTURERS INSTRUCTION
TL2	SHOPFRONT / FEATURE INTERIOR TILE	PATCHWORK DESIGN: PLAIN (MATT) SIZE: 223X223mm GROUT: BLACK 3mm GROUT LINES	SURFACE GALLERY CONTACT: ADRIAN ZIPEVSKI P: 02 9566 2002	TO BE LAID ON CLEAN, SOUND & APPROPRIATE SUBSTRATE IN STRICT ACCORDANCE WITH MANUFACTURERS INSTRUCTION
TL3	WHITE MOSAIC	GLAZED CERAMIC MOSAICS COLOUR: WHITE SIZE: 10X10mm GROUT: MAPEI MANHATTAN 2000 (110) 3mm GROUT LINES	SURFACE STUDIO CONTACT: KAREN REID P: 02 9181 1249	TO BE LAID ON CLEAN, SOUND & APPROPRIATE SUBSTRATE IN STRICT ACCORDANCE WITH MANUFACTURERS INSTRUCTION
TL4	WHITE MOSAIC	GLAZED HANDMADE TILE COLOUR: WHITE CODE: 60438 SIZE: 100X100mm GROUT: MAPEI TERRA DI SIENA (145) 3mm GROUT LINES	SURFACE STUDIO CONTACT: KAREN REID P: 02 9181 1249	TO BE LAID ON CLEAN, SOUND & APPROPRIATE SUBSTRATE IN STRICT ACCORDANCE WITH MANUFACTURERS INSTRUCTION
JOINERY				
TB1	SOLID TIMBER	SOLID OAK TIMBER STAIN: CLEAR LACQUER REFER TO DRAWINGS FOR THICKNESS & WIDTH	SHOPFITTER	TO BE LAID ON CLEAN, SOUND & APPROPRIATE SUBSTRATE IN STRICT ACCORDANCE WITH MANUFACTURERS INSTRUCTION SHOPFITTER TO PROVIDE SAMPLE FOR APPROVAL
UPH1	BANQUETTE UPHOLSTERY	ZONE VINYL COLOUR: URBAN	INSTYLE FABRICS P: 02 9317 0222	
UPH2	BANQUETTE UPHOLSTERY	ZONE VINYL COLOUR: PARTY	INSTYLE FABRICS P: 02 9317 0222	
UPH3	BANQUETTE UPHOLSTERY	ZONE VINYL COLOUR: THRILLER	INSTYLE FABRICS P: 02 9317 0222	
LM1	MENU BULKHEAD	PEWTER LAMINATE (329) NATURAL FINISH MATCHING ABS EDGE IF REQUIRED	LAMINEX P: 02 8863 3949	TO BE LAID ON CLEAN, SOUND & APPROPRIATE SUBSTRATE IN STRICT ACCORDANCE WITH MANUFACTURERS INSTRUCTION
LM2	BOH JOINERY & BIN INTERNALS	BLACK LAMINATE NATURAL FINISH MATCHING ABS EDGE	LAMINEX CONTACT: LESLEY KEILLER P: 02 8863 3949	TO BE LAID ON CLEAN, SOUND & APPROPRIATE SUBSTRATE IN STRICT ACCORDANCE WITH MANUFACTURERS INSTRUCTION
ST1	BENCHTOP THROUGHOUT	20mm ENGINEERED STONETOP COLOUR: CRYSTAL BLACK EDGE FINISH: REFER TO DRAWINGS	QUANTUM QUARTZ CONTACT: JEFF LAMB P: 02 9772 9888	TO BE LAID ON CLEAN, SOUND & APPROPRIATE SUBSTRATE IN STRICT ACCORDANCE WITH MANUFACTURERS INSTRUCTION

THIS PLAN TO BE READ IN  
CONJUNCTION WITH  
GA2018/0109  
NORTHERN BEACHES COUNCIL

STATUS:

PRELIMINARY



Studio 118/40 Yeo Street, Neutral Bay,  
NSW 2089 Australia  
P. 02 9380 2380 E. info@morrisco design.com.au  
MORRISCODESIGN.COM.AU

NOTES:

**DO NOT SCALE THIS DRAWING** All dimensions to be  
verified on site prior to construction. Any inconsistencies  
to be reported to morris co design immediately. If any doubt  
please ask morris co design for clarification. Any variations  
to these drawings requires approval from morris co design.  
This drawing has been produced to illustrate design intent.  
All shop drawings are to be submitted to and sanctioned by  
morris co design prior to manufacture or construction.  
Contractor to liaise with third party suppliers to confirm  
exact requirements

CLIENT DETAILS:

**NAME**  
GUZMEN Y GOMEZ  
**PROJECT**  
TENANCY 05,  
884-886 PITTWATER RD DEE WHY  
JOB NO.  
6YG06

ISSUE DETAILS:

A 05.10.17 PRELIMINARY ISSUE

DRAWING DETAILS: SCHEDULES

<b>DRAWN BY</b> EF	<b>SCALE</b> NTS @ A3	<b>START DATE</b> 04.10.17
<b>DRAWN BY</b> AM	<b>DATE</b> 05.10.17	<b>DRAWING NO.</b> A-32

FF&E SCHEDULE

GENERAL NOTES:  
CHECK LEAD TIME ON ALL ITEMS & FLAG ANY ITEMS THAT NEED TO BE ORDERED IMMEDIATELY  
CEILING HEAT LOAD NOT TO EXCEED 22W/SQM  
ALL FLUORO LAMPS FOR LIGHTING TO HAVE ELECTRONIC BALLASTS  
ALL WATER FIXTURES & FITTINGS TO MEET 'WELS' RATING STANDARDS  
\*SHOULD ANY OF THE FOLLOWING SPECIFICATIONS NOT COMPLY WITH THE ABOVE PLEASE CONTACT MORRIS SELVATICO PRIOR TO SUBSTITUTION

CODE	LOCATION / TYPE	FINISH SPECIFICATION	SUPPLIER DETAILS	COMMENTS / IMAGE
JOINERY CONTINUED				
MT1	MESH THROUGHOUT	BOSTON 705 FINISHED IN PC1	LOCKER GROUP / SHOPFITTER	TO BE LAID ON CLEAN, SOUND & APPROPRIATE SUBSTRATE IN STRICT ACCORDANCE WITH MANUFACTURERS INSTRUCTION
MT2	PERFORATED METAL- DRINKS DISPLAY	BOSTON 712A FINISH: DULUX POWDERCOAT COLOUR: MISTLETOE CODE: 984-51040	LOCKER GROUP / SHOPFITTER	TO BE LAID ON CLEAN, SOUND & APPROPRIATE SUBSTRATE IN STRICT ACCORDANCE WITH MANUFACTURERS INSTRUCTION
MT3	WIRE SHELF	WIRE MESH SIZE: 100 X 100mm APERTURE OR SIMILAR MATCH IMAGE FINISH: PC1 POWDERCOAT	LOCKER GROUP / SHOPFITTER	TO BE LAID ON CLEAN, SOUND & APPROPRIATE SUBSTRATE IN STRICT ACCORDANCE WITH MANUFACTURERS INSTRUCTION
LIGHTING				
L1	FEATURE PENDANT	ACCORD PENDANT - NAKED BULB 75mmH x 50mmDIA BULB: 1x E27 6W G125 LED CORD COLOUR: BLACK)	ABOUT SPACE PH: 02 9318 0193	REFER TO DRG A-02 FOR LOCATION
L2	LED STRIP LIGHT	LED STRIP COLOUR TEMP: 3000K WARM WHITE	SUPPLIER: GAMMA ILLUMINATION PH: 02 9822 7333	REFER TO DRG A-02 FOR LOCATION
L3	CACTUS COLOURED LED FLEX LIGHT	9W per LM LED FLEX STRIP SUPER BRIGHT - WATERPROOF IP65 17mm DOME LUMINOUS SURFACE COLOUR: GREEN	SUPPLIER: GAMMA ILLUMINATION PH: 02 9822 7333	REFER TO DRG A-01c / A-02 FOR LOCATION  PRESTIGE SIGNS TO COMPLETE AS PER GUNGAHLIN & MLC
L4	DOWNLIGHT BOH	RECESSED 22W 3000K LED MODTRIM DOWNLIGHT MATT BLACK FITTING CODE: 1006	SUPPLIER: GAMMA ILLUMINATION PH: 02 9822 7333	REFER TO DRG A-02 FOR LOCATION
L5	FEATURE PENDANT	BLACK ENAMEL COOLIE PENDANT BULB: 6W E27 ANTIQUE BULB BLACK ENAMEL FINISH	SUPPLIER: EDISON LIGHTING PH: 03 9396 1421	REFER TO DRG A-02 FOR LOCATION
L6	LED COOLROOM LIGHT	45W STORM 1311 SURFACE MOUNT LED LIGHT MATT WHITE FITTING	SUPPLIER: GAMMA ILLUMINATION PH: 02 9822 7333	REFER TO DRG A-02 FOR LOCATION
FAUX PLANTS				
PLT1	ASSORTED FAUX HANGING PLANTS TO WALL HUNG POT PLANTER	TO BE ADVISED BY SUPPLIER TO SIMILAR STYLE SHOWN IN IMAGE  SUPPLIER TO SUPPLY TERRACOTTA POT & WHITE WALL MOUNT RING	EDEN FLORAL DESIGN CONTACT: REBECCA PH: 02 9399 5511	REFER TO DRG A-06 /A-07 FOR LOCATION
PLT2	ASSORTED FAUX TROPICAL PLANTS	AS ABOVE/ISED BY SUPPLIER TO SIMILAR STYLE SHOWN IN IMAGE		REFER TO DRG A-06 /A-07 FOR LOCATIONS

THIS PLAN TO BE READ IN  
CONJUNCTION WITH

DA2018/0109

NOTE: ALL DIMENSIONS TO BE CHECKED ON  
SITE PRIOR TO COMMENCEMENT OF ANY WORKS  
TO BE READ IN CONJUNCTION WITH DRAWINGS  
NO SUBSTITUTIONS TO BE MADE WITHOUT PRIOR APPROVAL

NORTHERN BEACHES COUNCIL

CODE	LOCATION / TYPE	FINISH SPECIFICATION	SUPPLIER DETAILS	COMMENTS / IMAGE
FAUX PLANTS CONTINUED				
PLT3	ASSORTED FAUX TROPICAL HANGING PLANTS	TO BE ADVISED BY SUPPLIER TO SIMILAR STYLE SHOWN IN IMAGE	EDEN FLORAL DESIGN CONTACT: REBECCA PH: 02 9399 5511	REFER TO DRG A-06 /A-07 FOR LOCATION
PLT4	TALL POT PLANTS WITH ASSORTED PALM PLANTS	ATLANTIS U POT SIZE: 550X690mmH  PLANTS TO BE SIMILAR STYLE SHOWN IN IMAGES	PLANTS: SHOPFITTER  ATLANTIS POTS: THE URBAN BALCONY PH: 02 8091 4700	REFER TO DRG A-06 /A-07 FOR LOCATION
PLT5	ASSORTED FAUX PLANTS TO BIN PLANTER & COMMUNAL TABLE	TO BE ADVISED BY SUPPLIER TO SIMILAR STYLE SHOWN IN IMAGE	EDEN FLORAL DESIGN CONTACT: REBECCA PH: 02 9399 5511	REFER TO DRG A-01 FOR LOCATIONS
FURNITURE				
C1	INDOOR LOW STOOL	THORNHILL LOW STOOL SIZE: 345DIA. 445Hmm COLOUR: BLACK	SUPPLIER: ZANUI PH: 1300 668 317	REFER TO DRG A-01 FOR LOCATION
C2	INDOOR/OUTDOOR DINING CHAIR	MARTELL DINING CHAIR COLOUR: BLACK / SOLID TIMBER	SUPPLIER: B SEATED CONTACT: DANIELLA MENACHEMSON PH: 02 9557 0226	REFER TO DRG A-01 FOR LOCATION
C3	INDOOR/OUTDOOR BAR STOOL	DANI BAR STOOL COLOUR: BLACK / ASH TIMBER 450mmDIA. x 660mmH	SUPPLIER: B SEATED CONTACT: DANIELLA MENACHEMSON PH: 02 9557 0226	REFER TO DRG A-01 FOR LOCATION
T1	DOUBLE SIDED BAR TABLE	REFER TO DETAIL ON PAGE A-09 2 OF REQUIRED	SHOPFITTER	REFER TO DRG A-01 FOR LOCATION
T2	INDOOR DINING TABLE	ALPHA 61 TABLE BASE BASE FINISH: BLACK TOP: TB1 TABLE TOP WITH PC2 EDGING SIZE: 500X700x40mm	NUFURN FURNITURE CONTACT: AMANDA COOK PH: 02 9772 8900	REFER TO DRG A-01 FOR LOCATION
T3	INDOOR DINING TABLE	ALPHA 61 TABLE BASE BASE FINISH: BLACK TOP: TL4 TABLE TOP WITH PC1 EDGING SIZE: 500X700x40mm	NUFURN FURNITURE CONTACT: AMANDA COOK PH: 02 9772 8900	REFER TO DRG A-01 FOR LOCATION
T4 & T4a	DINING HEIGHT COMMUNAL TABLE	REFER TO DETAIL ON PAGE A-20 / A-21 2 OF T4 & 1 OF T4a REQUIRED	SHOPFITTER	REFER TO DRG A-01 FOR LOCATION

STATUS:

PRELIMINARY

MORRIS<sup>CO</sup>  
design

Studio 118/40 Yeo Street, Neutral Bay,  
NSW 2089 Australia  
P. 02 9380 2380 E. info@morrisco design.com.au  
MORRISCODESIGN.COM.AU

NOTES:

**DO NOT SCALE THIS DRAWING** All dimensions to be verified on site prior to construction. Any inconsistencies to be reported to morris co design immediately. If any doubt please ask morris co design for clarification. Any variations to these drawings requires approval from morris co design. This drawing has been produced to illustrate design intent. All shop drawings are to be submitted to and sanctioned by morris co design prior to manufacture or construction. Contractor to liaise with third party suppliers to confirm exact requirements

CLIENT DETAILS:

NAME  
GUZMEN Y GOMEZ  
  
PROJECT  
TENANCY 05,  
884-886 PITTWATER RD DEE WHY  
JOB NO.  
GYG06

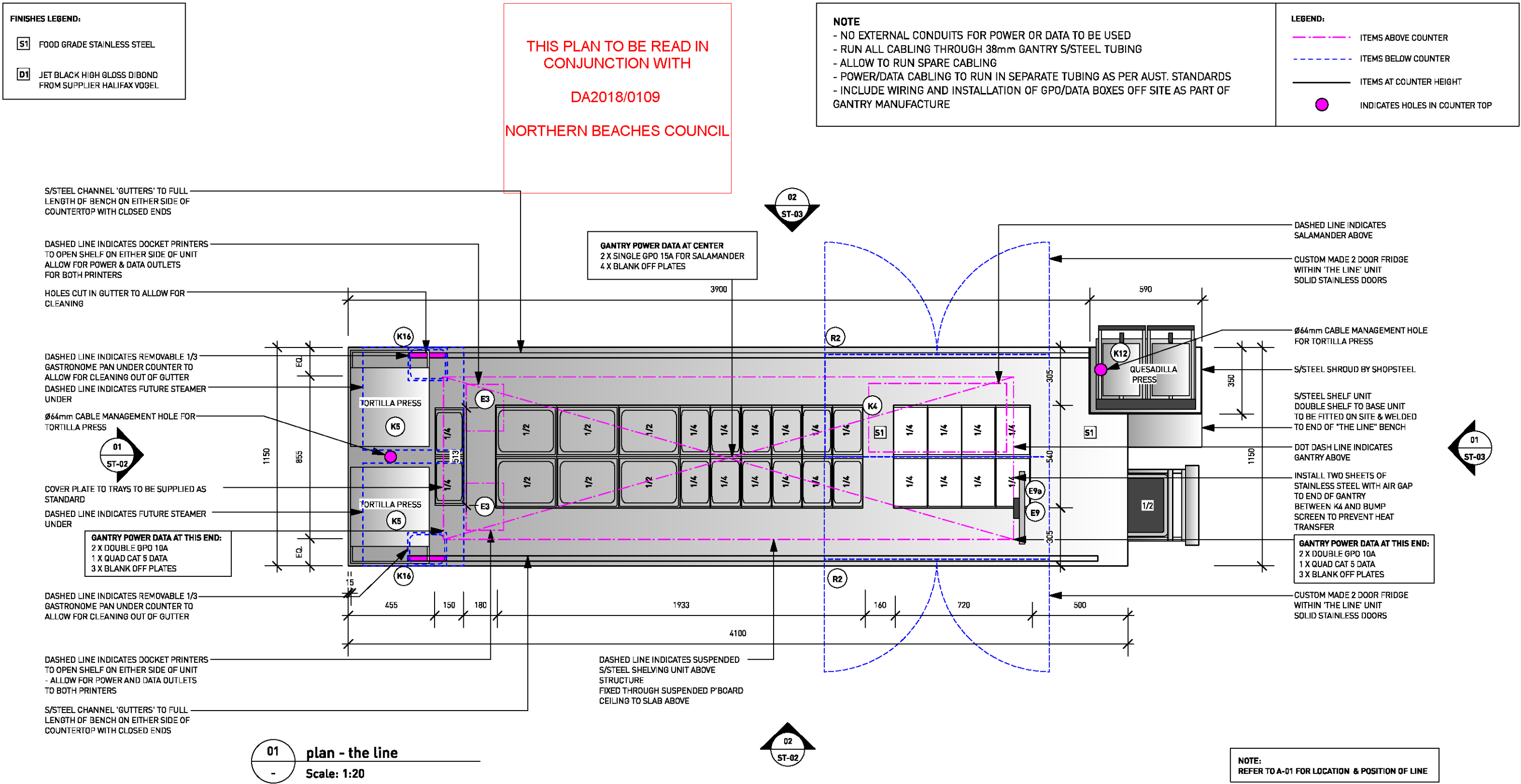
ISSUE DETAILS:

A 05.10.17 PRELIMINARY ISSUE

DRAWING DETAILS: SCHEDULES

DRAWN BY	SCALE	START DATE
EF	NTS @ A3	04.10.17
DRAWN BY	DATE	DRAWING NO.
AM	05.10.17	A-33





MORRIS<sup>co</sup>  
design

Studio 118/40 Yeo Street, Neutral Bay,  
NSW 2089 Australia  
P. 02 9380 2380 E. info@morrisco design.com.au  
MORRISCODESIGN.COM.AU

**NOTES:**

**DO NOT SCALE THIS DRAWING** All dimensions to be verified on site prior to construction. Any inconsistencies to be reported to morris co design immediately. If any doubt please ask morris co design for clarification. Any variations to these drawings requires approval from morris co design. This drawing has been produced to illustrate design intent. All shop drawings are to be submitted to and sanctioned by morris co design prior to manufacture or construction. Contractor to liaise with third party suppliers to confirm exact requirements

**CLIENT DETAILS:**

**NAME**  
GUZMAN Y GOMEZ  
**PROJECT**  
VARIOUS  
**JOB NO.**  
GYG06

**ISSUE DETAILS:**

**A** 05.10.17 PRELIMINARY ISSUE  
**B** 01.11.17 PRELIMINARY ISSUE

**DRAWING DETAILS:** STANDARD DETAIL - K7 LINE DETAIL

**DRAWN BY**  
EF/AM  
**DRAWN BY**  
AM

**SCALE**  
1:20 @ A3  
**DATE**  
01.11.17

**START DATE**  
28.09.17  
**DRAWING NO.**

**ST-01A**

**STATUS:**

**STANDARD**

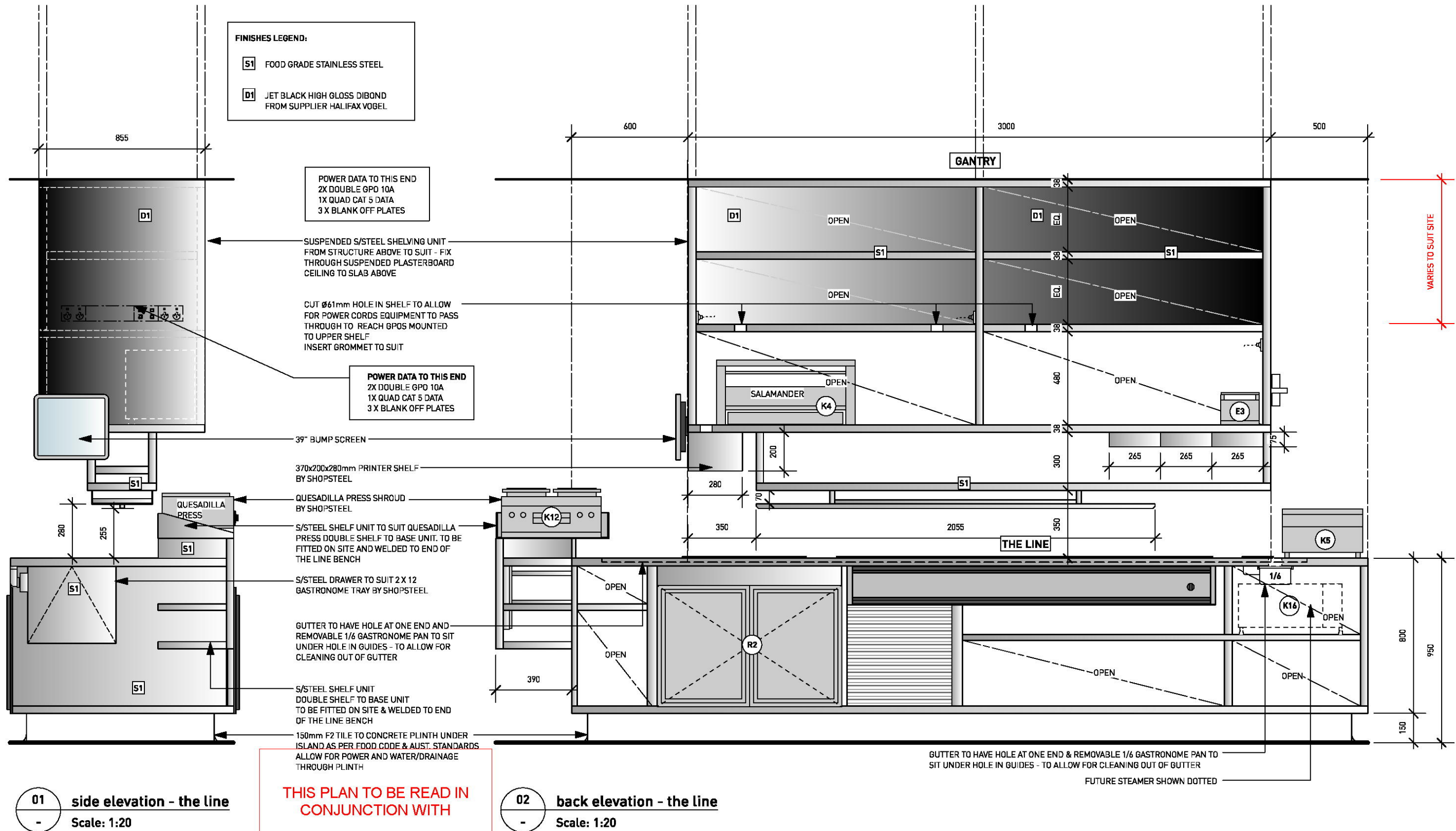
**NOTE:**  
CONFIRM WITH GYG LINE SUPPLIER FOR PLINTH SIZE AND SETOUT DETAILS PRIOR TO CONSTRUCTION

**NOTE:**  
EPOXY SEAL TO TOP OF PLINTH PRIOR TO INSTALATION OF THE LINE

**NOTE:**  
THIS DRAWING IS INDICATIVE ONLY SHOPFITTER TO PROVIDE SHOP DRAWINGS PRIOR TO CONSTRUCTION







**NOTES:**

**DO NOT SCALE THIS DRAWING** All dimensions to be verified on site prior to construction. Any inconsistencies to be reported to morris co design immediately. If any doubt please ask morris co design for clarification. Any variations to these drawings requires approval from morris co design. This drawing has been produced to illustrate design intent. All shop drawings are to be submitted to and sanctioned by morris co design prior to manufacture or construction. Contractor to liaise with third party suppliers to confirm exact requirements

**CLIENT DETAILS:**

**NAME**  
GUZMAN Y GOMEZ  
**PROJECT**  
VARIOUS  
**JOB NO.**  
GYG06

**ISSUE DETAILS:**

A 05.10.17 PRELIMINARY ISSUE

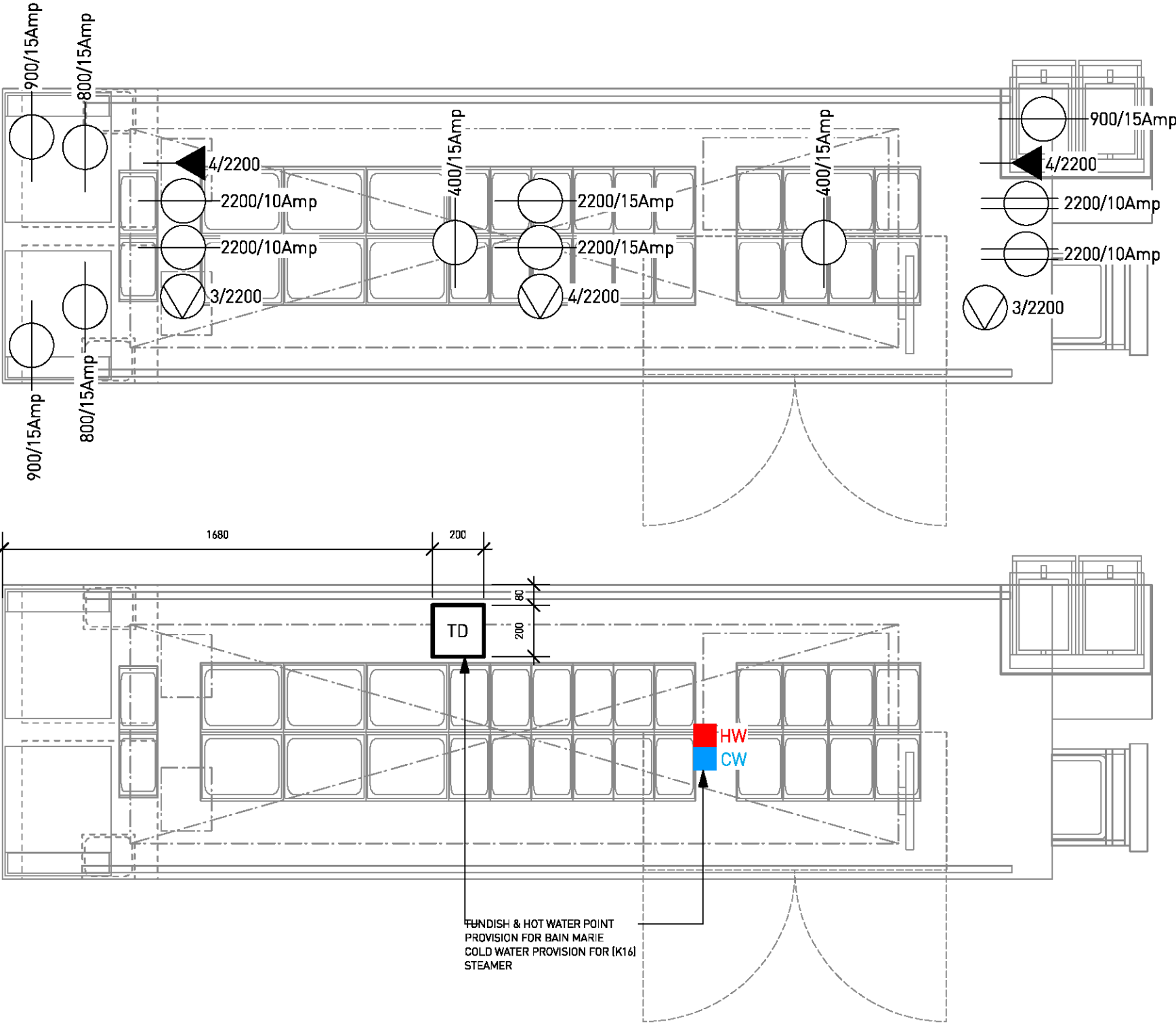
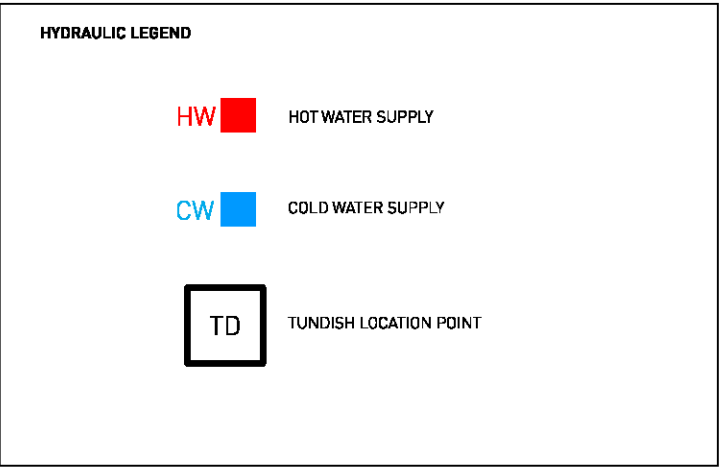
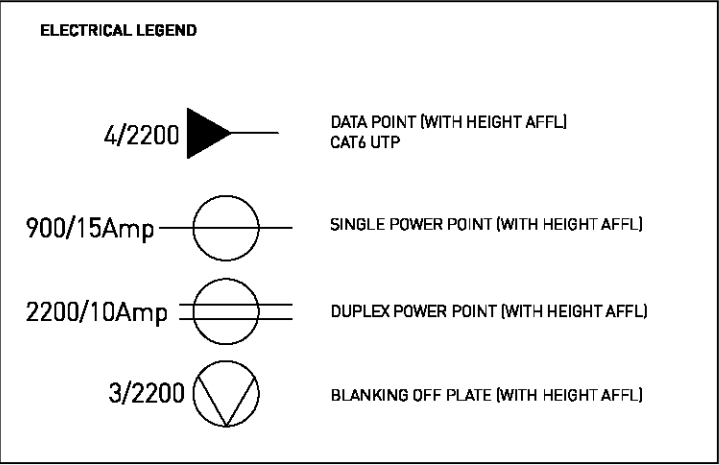
**DRAWING DETAILS:** STANDARD DETAIL - K7 LINE DETAIL

**DRAWN BY**  
EF/AM  
**DRAWN BY**  
AM

**SCALE**  
1:20 @ A3  
**DATE**  
05.10.17

**START DATE**  
28.09.17  
**DRAWING NO.**

**ST-03A**



THIS PLAN TO BE READ IN  
CONJUNCTION WITH

DA2018/0109

NORTHERN BEACHES COUNCIL

**NOTE:**  
CONFIRM WITH GYG LINE SUPPLIER FOR  
PLINTH SIZE AND SETOUT DETAILS PRIOR  
TO CONSTRUCTION

**NOTE:**  
THIS DRAWING IS INDICATIVE ONLY  
SHOPFITTER TO PROVIDE SHOP DRAWINGS  
PRIOR TO CONSTRUCTION

**STATUS:**

**STANDARD**

**MORRIS<sup>co</sup>**  
*design*

Studio 118/40 Yeo Street, Neutral Bay,  
NSW 2089 Australia  
P. 02 9380 2380 E. info@morriscodeign.com.au  
MORRISCODEIGN.COM.AU

**NOTES:**

**DO NOT SCALE THIS DRAWING** All dimensions to be  
verified on site prior to construction. Any inconsistencies  
to be reported to morris co design immediately. If any doubt  
please ask morris co design for clarification. Any variations  
to these drawings requires approval from morris co design.  
This drawing has been produced to illustrate design intent.  
All shop drawings are to be submitted to and sanctioned by  
morris co design prior to manufacture or construction.  
Contractor to liaise with third party suppliers to confirm  
exact requirements

**CLIENT DETAILS:**

**NAME**  
GUZMAN Y GOMEZ

**PROJECT**  
VARIOUS

**JOB NO.**  
GYG06

**ISSUE DETAILS:**

A 05.10.17 PRELIMINARY ISSUE  
B 01.11.17 PRELIMINARY ISSUE

**DRAWING DETAILS:** THE LINE & GANTRY POWER/DATE/HYDRAULIC LAYOUT

<b>DRAWN BY</b> EF/AM	<b>SCALE</b> 1:20 @ A3	<b>START DATE</b> 28.09.17
<b>DRAWN BY</b> AM	<b>DATE</b> 01.11.17	<b>DRAWING NO.</b>

**ST-04A**