

BASIX[®]Certificate

Building Sustainability Index www.basix.nsw.gov.au

Single Dwelling

Certificate number: 739887S

This certificate confirms that the proposed development will meet the NSW government's requirements for sustainability, if it is built in accordance with the commitments set out below. Terms used in this certificate, or in the commitments, have the meaning given by the document entitled "BASIX Definitions" dated 18/09/2014 published by the Department. This document is available at www.basix.nsw.gov.au

Secretary

Date of issue: Tuesday, 28 June 2016

To be valid, this certificate must be lodged within 3 months of the date of issue.



Project summary

Project name	Garden House Secondary Dwelling
Street address	38 Elaine Avenue Avalon Beach 2107
Local Government Area	Pittwater Council
Plan type and plan number	deposited 21687
Lot no.	5
Section no.	-
Project type	separate dwelling house
No. of bedrooms	1

Project score

Water	✓ 41	Target 40
Thermal Comfort	✓ Pass	Target Pass
Energy	✓ 40	Target 40

Certificate Prepared by

Name / Company Name: Don Edgar Pty. Ltd.

ABN (if applicable): 002098580

Description of project

Project address

Project name	Garden House Secondary Dwelling
Street address	38 Elaine Avenue Avalon Beach 2107
Local Government Area	Pittwater Council
Plan type and plan number	Deposited Plan 21687
Lot no.	5
Section no.	-

Project type

Project type	separate dwelling house
No. of bedrooms	1

Site details

Site area (m ²)	792
Roof area (m ²)	110
Conditioned floor area (m2)	53.3
Unconditioned floor area (m2)	6.7
Total area of garden and lawn (m2)	100

Assessor details and thermal loads

Assessor number	n/a
Certificate number	n/a
Climate zone	n/a
Area adjusted cooling load (MJ/m ² .year)	n/a
Area adjusted heating load (MJ/m ² .year)	n/a

Other

Dwelling is within a designated flood prone area.	TRUE
---	------

Project score

Water	✓ 41	Target 40
Thermal Comfort	✓ Pass	Target Pass
Energy	✓ 40	Target 40

Schedule of BASIX commitments

The commitments set out below regulate how the proposed development is to be carried out. It is a condition of any development consent granted, or complying development certificate issued, for the proposed development, that BASIX commitments be complied with.

Water Commitments	Show on DA plans	Show on CC/CDC plans & specs	Certifier check
Landscape			
The applicant must plant indigenous or low water use species of vegetation throughout 30 square metres of the site.	✓	✓	
Fixtures			
The applicant must install showerheads with a minimum rating of 3 star (> 6 but <= 7.5 L/min) in all showers in the development.		✓	✓
The applicant must install a toilet flushing system with a minimum rating of 4 star in each toilet in the development.		✓	✓
The applicant must install taps with a minimum rating of 5 star in the kitchen in the development.		✓	
The applicant must install basin taps with a minimum rating of 5 star in each bathroom in the development.		✓	
Alternative water			
Rainwater tank			
The applicant must install a rainwater tank of at least 2500 litres on the site. This rainwater tank must meet, and be installed in accordance with, the requirements of all applicable regulatory authorities.	✓	✓	✓
The applicant must configure the rainwater tank to collect rain runoff from at least 110 square metres of the roof area of the development (excluding the area of the roof which drains to any stormwater tank or private dam).		✓	✓
The applicant must connect the rainwater tank to:			
• all toilets in the development		✓	✓
• at least one outdoor tap in the development (Note: NSW Health does not recommend that rainwater be used for human consumption in areas with potable water supply.)		✓	✓

Thermal Comfort Commitments

Show on
DA plans

Show on CC/CDC
plans & specs

Certifier
check

Floor, walls and ceiling/roof

The applicant must construct the floor(s), walls, and ceiling/roof of the dwelling in accordance with the specifications listed in the table below.



Construction	Additional insulation required (R-Value)	Other specifications
floor - suspended floor above open subfloor, framed	0.8 (or 1.5 including construction) (down)	
external wall - framed (weatherboard, fibre cement, metal clad)	1.50 (or 1.90 including construction)	
ceiling and roof - flat ceiling / pitched roof	ceiling: 1.95 (up), roof: foil backed blanket (55mm)	unventilated; medium (solar absorptance 0.475-0.70)
ceiling and roof - raked ceiling / pitched or skillion roof, framed	ceiling: 2.24 (up), roof: foil backed blanket (55mm)	framed; medium (solar absorptance 0.475-0.70)
















Note Insulation specified in this Certificate must be installed in accordance with Part 3.12.1.1 of the Building Code of Australia.

Thermal Comfort Commitments	Show on DA plans	Show on CC/CDC plans & specs	Certifier check
Windows, glazed doors and skylights			
The applicant must install the windows, glazed doors and shading devices described in the table below, in accordance with the specifications listed in the table. Relevant overshadowing specifications must be satisfied for each window and glazed door.	✓	✓	✓
The dwelling may have 1 skylight (<0.7 square metres) and up to 2 windows/glazed doors (<0.7 square metres) which are not listed in the table.	✓	✓	✓
The following requirements must also be satisfied in relation to each window and glazed door:	✓	✓	✓
<ul style="list-style-type: none"> Except where the glass is 'single clear' or 'single toned', each window and glazed door must have a U-value no greater than that listed and a Solar Heat Gain Coefficient (SHGC) +/-10% of that listed. Total system U-values and SHGC must be calculated in accordance with National Fenestration Rating Council (NFRC) conditions. 			✓
<ul style="list-style-type: none"> The leading edge of each eave, pergola, verandah, balcony or awning must be no more than 500 millimetres above the head of the window or glazed door, except that a projection greater than 500 mm and up to 1500 mm above the head must be twice the value in the table. 	✓	✓	✓
<ul style="list-style-type: none"> Pergolas with polycarbonate roof or similar translucent material must have a shading coefficient of less than 0.35. 		✓	✓
<ul style="list-style-type: none"> Unless they have adjustable shading, pergolas must have fixed battens parallel to the window or glazed door above which they are situated, unless the pergola also shades a perpendicular window. The spacing between battens must not be more than 50 mm. 		✓	✓

Window/glazed door no.	Orientation	Maximum area (square metres)	Type	Shading	Overshadowing
W1	E	3.36	timber or uPVC, single clear (or U-value:5.71, SHGC:0.66)	eave/verandah/pergola/balcony 1,500-2,000 mm	not overshadowed
W2	E	6.30	timber or uPVC, single clear (or U-value:5.71, SHGC:0.66)	eave/verandah/pergola/balcony 1,500-2,000 mm	not overshadowed
W3	N	4.50	timber or uPVC, single clear (or U-value:5.71, SHGC:0.66)	eave/verandah/pergola/balcony >2,000 mm	not overshadowed
W4	W	1.08	timber or uPVC, single clear (or U-value:5.71, SHGC:0.66)	eave/verandah/pergola/balcony 451-600 mm	not overshadowed
W5	W	1.08	timber or uPVC, single clear (or U-value:5.71, SHGC:0.66)	eave/verandah/pergola/balcony 451-600 mm	not overshadowed
W6	W	1.08	timber or uPVC, single clear (or U-value:5.71, SHGC:0.66)	eave/verandah/pergola/balcony 451-600 mm	not overshadowed


Window/glazed door no.	Orientation	Maximum area (square metres)	Type	Shading	Overshadowing
W7	S	1.08	timber or uPVC, single clear (or U-value:5.71, SHGC:0.66)	eave/verandah/pergola/balcony 451-600 mm	not overshadowed
W8	E	2.16	timber or uPVC, single clear (or U-value:5.71, SHGC:0.66)	eave/verandah/pergola/balcony 901-1,200 mm	not overshadowed


Energy Commitments	Show on DA plans	Show on CC/CDC plans & specs	Certifier check
Hot water			
The applicant must install the following hot water system in the development, or a system with a higher energy rating: gas instantaneous with a performance of 4.5 stars.	✓	✓	✓
Cooling system			
The living areas must not incorporate any cooling system, or any ducting which is designed to accommodate a cooling system.		✓	✓
The bedrooms must not incorporate any cooling system, or any ducting which is designed to accommodate a cooling system.		✓	✓
Heating system			
The living areas must not incorporate any heating system, or any ducting which is designed to accommodate a heating system.		✓	✓
The bedrooms must not incorporate any heating system, or any ducting which is designed to accommodate a heating system.		✓	✓
Ventilation			
The applicant must install the following exhaust systems in the development: At least 1 Bathroom: individual fan, ducted to façade or roof; Operation control: interlocked to light		✓	✓
Kitchen: individual fan, not ducted; Operation control: manual switch on/off		✓	✓
Laundry: natural ventilation only, or no laundry; Operation control: n/a		✓	✓
Artificial lighting			
The applicant must ensure that the "primary type of artificial lighting" is fluorescent or light emitting diode (LED) lighting in each of the following rooms, and where the word "dedicated" appears, the fittings for those lights must only be capable of accepting fluorescent or light emitting diode (LED) lamps: • at least 1 of the bedrooms / study; • at least 2 of the living / dining rooms; • the kitchen;		✓ ✓ ✓	✓ ✓ ✓


Energy Commitments	Show on DA plans	Show on CC/CDC plans & specs	Certifier check
<ul style="list-style-type: none"> • all bathrooms/toilets; • the laundry; • all hallways; 		  	  
Natural lighting			
The applicant must install a window and/or skylight in the kitchen of the dwelling for natural lighting.			
The applicant must install a window and/or skylight in 1 bathroom(s)/toilet(s) in the development for natural lighting.			
Other			
The applicant must install a gas cooktop & electric oven in the kitchen of the dwelling.			
The applicant must construct each refrigerator space in the development so that it is "well ventilated", as defined in the BASIX definitions.			
The applicant must install a fixed outdoor clothes drying line as part of the development.			

Legend

In these commitments, "applicant" means the person carrying out the development.

Commitments identified with a  in the "Show on DA plans" column must be shown on the plans accompanying the development application for the proposed development (if a development application is to be lodged for the proposed development).

Commitments identified with a  in the "Show on CC/CDC plans and specs" column must be shown in the plans and specifications accompanying the application for a construction certificate / complying development certificate for the proposed development.

Commitments identified with a  in the "Certifier check" column must be certified by a certifying authority as having been fulfilled, before a final occupation certificate (either interim or final) for the development may be issued.