

PROJECT MAUI - ONCOLOGY

WARRINGAH ROAD & WAKEHURST PARKWAY, FRENCHS FOREST



 **northern
beaches
council**

**THIS PLAN IS TO BE READ IN
CONJUNCTION WITH
THE CONDITIONS OF DEVELOPMENT
CONSENT**

DA2019/1419

SHEET LIST DA			
Sheet Number	Sheet Name	Current Revision	Current Revision Date

DA			
000-Specification + Site			
DA-000	COVER SHEET	8	09.12.19
DA-010	SITE PLAN - EXISTING	5	09.12.19
DA-011	SITE PLAN - PROPOSED	8	09.12.19
DA-012	SITE ANALYSIS PLAN	3	04.12.19
DA-015	SURVEY PLAN	5	09.12.19
DA-020	DEMOLITION PLAN	4	09.12.19
DA-021	EXCAVATION PLAN	4	09.12.19
DA-050	ROOF PLAN	4	04.12.19
100-General Arrangement Plans			
DA-099	FLOOR PLAN - BASEMENT 4	1	04.12.19
DA-100	FLOOR PLAN - BASEMENT 3	6	04.12.19
DA-101	FLOOR PLAN - BASEMENT 2	6	04.12.19
DA-102	FLOOR PLAN - BASEMENT 1	6	04.12.19
DA-103	FLOOR PLAN - GROUND	6	04.12.19
DA-104	FLOOR PLAN - LEVEL 1	4	04.12.19
DA-105	FLOOR PLAN - LEVEL 2	4	04.12.19
DA-106	FLOOR PLAN - LEVEL 3	4	04.12.19
DA-120	FLOOR PLAN - SIGNAGE	4	04.12.19
200-Elevations			
DA-200	ELEVATIONS - SHEET 1	4	04.12.19
DA-201	ELEVATIONS - SHEET 2	4	04.12.19
DA-202	ELEVATIONS - SHEET 3	3	04.12.19
300-Sections			
DA-300	SECTIONS - SHEET 1	5	09.12.19
DA-301	SECTIONS - SHEET 2	5	09.12.19
800-Shadow Studies			
DA-800	SHADOW STUDIES - SHEET 1	3	04.12.19
DA-801	SHADOW STUDIES - SHEET 2	4	04.12.19
900-Perspectives			
DA-900	3D VIEWS	4	04.12.19
DA-901	PHOTOMONTAGE	4	04.12.19
1000-Notification Plans			
DA-1000	NOTIFICATION PLAN - SITE	4	04.12.19
DA-1001	NOTIFICATION PLAN - ELEVATIONS	3	04.12.19

DRAWING STATUS:		
DEVELOPMENT APPLICATION		
Rev	Revision Description	Date
1	Preliminary DA Issue	23.08.19
2	Issue for Information	28.08.19
3	Draft DA Issue	30.08.19
4	ISSUE FOR DA	05.09.19
5	REISSUE FOR DA	06.09.19
6	REISSUE FOR DA	27.11.19
7	ISSUE FOR DA	04.12.19
8	REISSUE FOR DA	09.12.19

©Copyright Team 2 Architects
This drawing is protected by copyright. All right are reserved. Unless permitted under the Copyright Act 1968, No part of this drawing may in any form or by any means be reproduced, published, broadcast or transmitted without the prior written permission of the copyright owner. Please Note if the status of this drawing is not agreed off For Construction it may be subject to change, alteration or amendment at the discretion of Team 2 Architects. If so, Team 2 Architects is not liable for any loss, damage, harm or injury whether special, consequential, direct or indirect, suffered by you or any other person as a result of your use of this drawing for construction purposes.

DRAWING LEGEND:
1. Architectural drawings shall be read in conjunction with other consultant drawings and specifications. Any discrepancies shall be referred to team 2 architects before proceeding with work.
2. All dimensions and levels are in millimeters unless noted otherwise. No dimension shall be obtained by scaling the drawing.
3. All dimensions to be checked on site with any discrepancies referred to team 2 architects before proceeding with work.
4. All work to be carried out in accordance with the requirements of the principal certifying authority, current ncc & australian standards.

NOTE:
EASEMENTS SUBJECT TO FINAL SURVEY

Client
GenesisCare
11/41-43 Bourke Rd
Alexandria NSW 2015

Builder
Erilyan
1/27 Hotham Parade
Artarmon NSW 2064

TEAM 2
ARCHITECTS
SYDNEY MELBOURNE
701/1 Chandos Street, Suite 204/9-11 Claremont Street,
St Leonards NSW 2065 South Yarra VIC 3141
T: + 61 2 9437 3166
E: info@team2.com.au ABN: 72 104 833 507
Reg NSW: 9940 Reg Vic: 19340

Project
Project Maui Oncology
Warringah Road & Wakehurst
Parkway

COVER SHEET			
Project #	Scale	Doc	Cld
856	1 : 50	0A1	
Drawing #	DA-000		8



 **northern beaches council**

THIS PLAN IS TO BE READ IN CONJUNCTION WITH THE CONDITIONS OF DEVELOPMENT CONSENT

DA2019/1419

DRAWING STATUS:		
DEVELOPMENT APPLICATION		
Rev	Revision Description	Date
1	Preliminary DA Issue	23.08.19
2	Draft DA Issue	30.08.19
3	ISSUE FOR DA	05.09.19
4	ISSUE FOR DA	04.12.19
5	REISSUE FOR DA	09.12.19

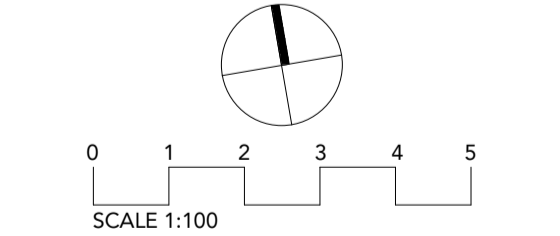
©Copyright Team 2 Architects
This drawing is protected by copyright. All right are reserved. Unless permitted under the Copyright Act 1968, No part of this drawing may in any form or by any means be reproduced, published, broadcast or transmitted without the prior written permission of the copyright owner. Please Note if the status of this drawing is not agreed off For Construction it may be subject to change, alteration or amendment at the discretion of Team 2 Architects. If so, Team 2 Architects is not liable for any loss, damage, harm or injury whether special, consequential, direct or indirect, suffered by you or any other person as a result of your use of this drawing for construction purposes.

- DRAWING LEGEND:**
1. Architectural drawings shall be read in conjunction with other consultant drawings and specifications. Any discrepancies shall be referred to team 2 architects before proceeding with work.
 2. All dimensions and levels are in millimeters unless noted otherwise. No dimension shall be obtained by scaling the drawing.
 3. All dimensions to be checked on site with any discrepancies referred to team 2 architects before proceeding with work.
 4. All work to be carried out in accordance with the requirements of the principal certifying authority, current ncc & australian standards.

NOTE: EASEMENTS SUBJECT TO FINAL SURVEY

Client
GenesisCare
11/41-43 Bourke Rd
Alexandria NSW 2015

Builder
Erilyan
1/27 Hotham Parade
Artarmon NSW 2064



TEAM 2 ARCHITECTS

SYDNEY
701/1 Chandos Street,
St Leonards NSW 2065
T: + 61 2 9437 3166
E: info@team2.com.au
Reg NSW: 9940

MELBOURNE
Suite 204/9-11 Claremont Street,
South Yarra VIC 3141
ABN: 72 104 833 507
Reg Vic: 19340

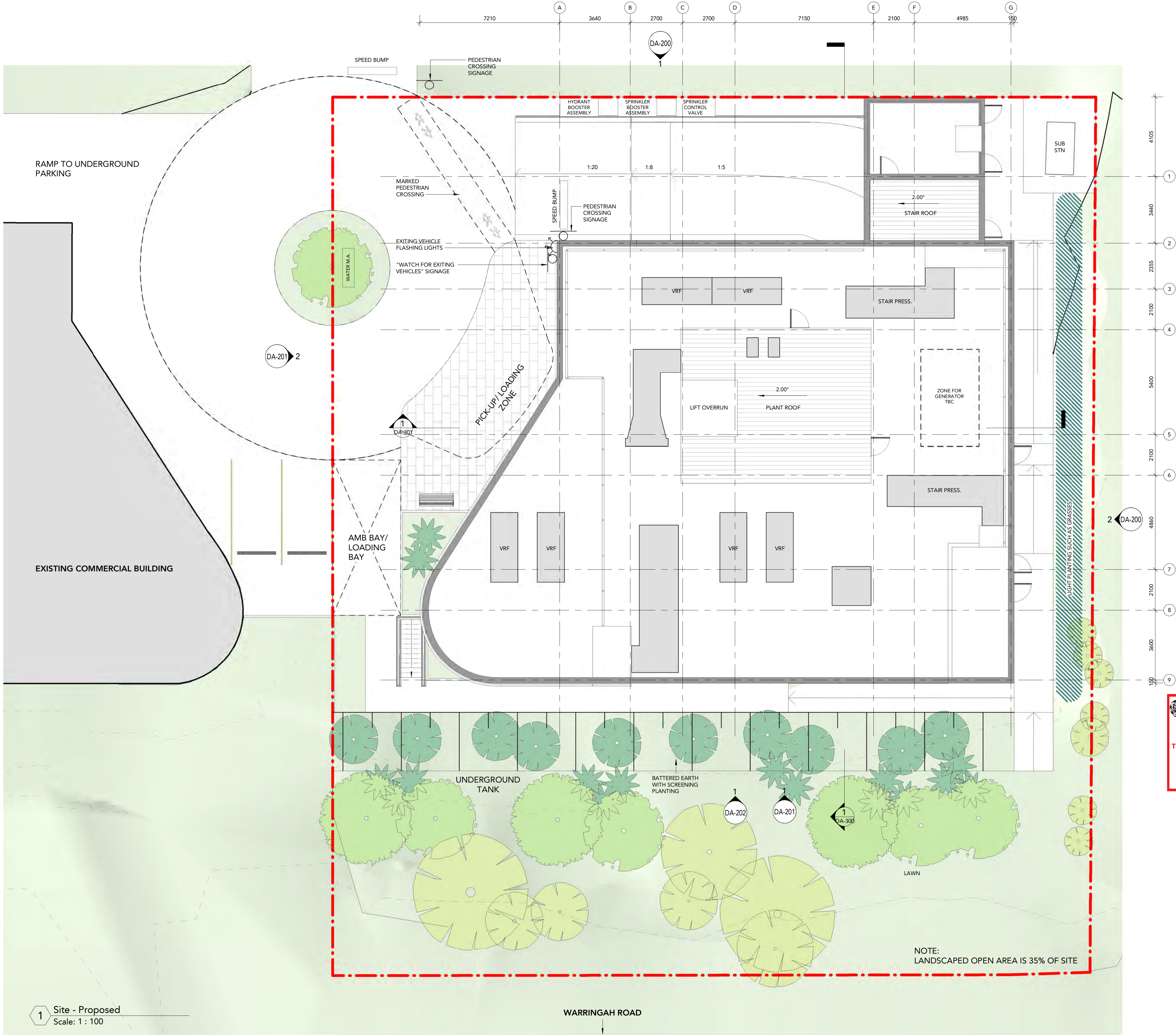
Project Maui Oncology
Warringah Road & Wakehurst
Parkway

Title:
SITE PLAN - EXISTING

Project #	Scale	Doc.	Clid.
856	1 : 100	0A1	Author/Checker
Drawings #:		Rev:	

DA-010

5



1 Site - Proposed
Scale: 1 : 100

DRAWING STATUS:		
DEVELOPMENT APPLICATION		
Rev	Revision Description	Date
1	Preliminary DA Issue	23.08.19
3	Draft DA Issue	30.08.19
2	Issue for Information	30.08.19
4	Updated Drawing for Information	03.09.19
5	ISSUE FOR DA	05.09.19
6	REISSUE FOR DA	27.11.19
7	ISSUE FOR DA	04.12.19
8	REISSUE FOR DA	09.12.19

©Copyright Team 2 Architects
This drawing is protected by copyright. All right are reserved. Unless permitted under the Copyright Act 1968, No part of this drawing may in any form or by any means be reproduced, published, broadcast or transmitted without the prior written permission of the copyright owner. Please Note if the status of this drawing is not signed off for Construction it may be subject to change, alteration or amendment at the discretion of Team 2 Architects. If so, Team 2 Architects is not liable for any loss, damage, harm or injury whether special, consequential, direct or indirect, suffered by you or any other person as a result of your use of this drawing for construction purposes.

DRAWING LEGEND:
1. Architectural drawings shall be read in conjunction with other consultant drawings and specifications. Any discrepancies shall be referred to team 2 architects before proceeding with work.
2. All dimensions and levels are in millimeters unless noted otherwise. No dimension shall be obtained by scaling the drawing.
3. All dimensions to be checked on site with any discrepancies referred to team 2 architects before proceeding with work.
4. All work to be carried out in accordance with the requirements of the principal certifying authority, current ncc & australian standards.

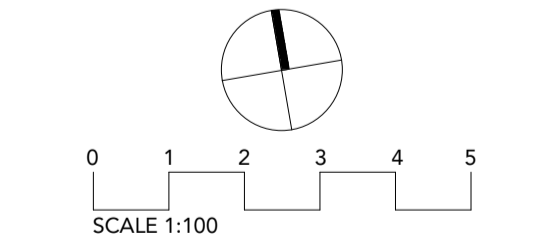
- LEGENDS:**
- PROPOSED WALLS & FLOORS
 - NEIGHBOURING EXISTING BUILDINGS
 - EXISTING PLANTING
 - PROPOSED PLANTING
 - DEMOLITION/EXCAVATION AREA

NOTE: EASEMENTS SUBJECT TO FINAL SURVEY

 northern beaches council
THIS PLAN IS TO BE READ IN CONJUNCTION WITH THE CONDITIONS OF DEVELOPMENT CONSENT
DA2019/1419

Client
GenesisCare
11/41-43 Bourke Rd
Alexandria NSW 2015

Builder
Erilyan
1/27 Hotham Parade
Artarmon NSW 2064



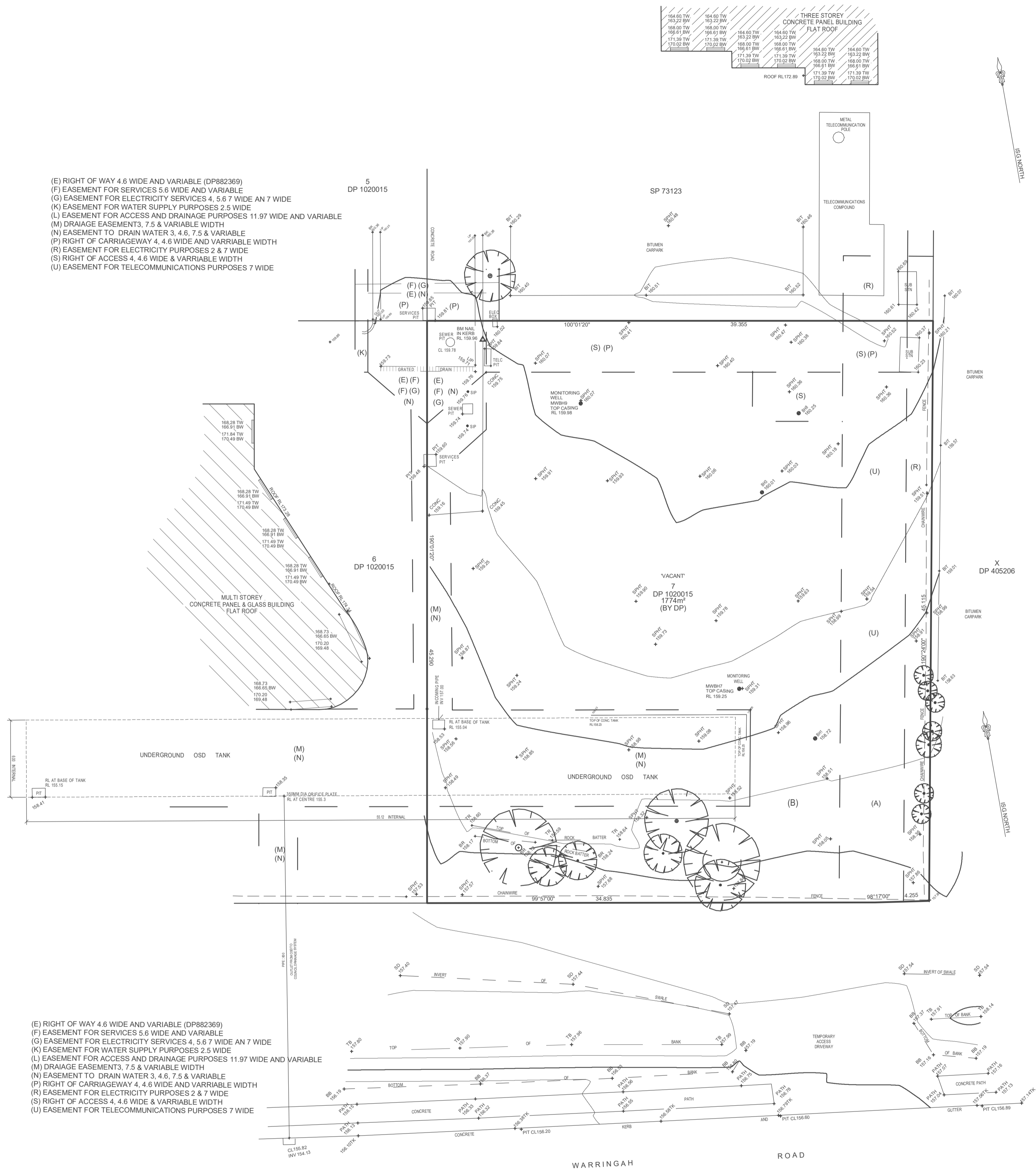
TEAM 2 ARCHITECTS
SYDNEY: 701/1 Chandos Street, St Leonards NSW 2065
T: +61 2 9437 3166
E: info@team2.com.au
Reg NSW: 9940
MELBOURNE: Suite 204/9-11 Claremont Street, South Yarra VIC 3141
ABN: 72 104 833 507
Reg Vic: 19340

Project Maui Oncology
Warringah Road & Wakehurst Parkway

Title:
SITE PLAN - PROPOSED

Project #	Scale	Doc.	Clk.
856	As	0A1	Auth
Drawings #:	indicated	By:	

DA-011 **8**



(E) RIGHT OF WAY 4.6 WIDE AND VARIABLE (DP882369)
(F) EASEMENT FOR SERVICES 5.6 WIDE AND VARIABLE
(G) EASEMENT FOR ELECTRICITY SERVICES 4, 5.6 7 WIDE AN 7 WIDE
(K) EASEMENT FOR WATER SUPPLY PURPOSES 2.5 WIDE
(L) EASEMENT FOR ACCESS AND DRAINAGE PURPOSES 11.97 WIDE AND VARIABLE
(M) DRAIAGE EASEMENT 3, 7.5 & VARIABLE WIDTH
(N) EASEMENT TO DRAIN WATER 3, 4.6, 7.5 & VARIABLE
(P) RIGHT OF CARRIAGEWAY 4, 4.6 WIDE AND VARRIBLE WIDTH
(R) EASEMENT FOR ELECTRICITY PURPOSES 2 & 7 WIDE
(S) RIGHT OF ACCESS 4, 4.6 WIDE & VARRIBLE WIDTH
(U) EASEMENT FOR TELECOMMUNICATIONS PURPOSES 7 WIDE

(E) RIGHT OF WAY 4.6 WIDE AND VARIABLE (DP882369)
(F) EASEMENT FOR SERVICES 5.6 WIDE AND VARIABLE
(G) EASEMENT FOR ELECTRICITY SERVICES 4, 5.6 7 WIDE AN 7 WIDE
(K) EASEMENT FOR WATER SUPPLY PURPOSES 2.5 WIDE
(L) EASEMENT FOR ACCESS AND DRAINAGE PURPOSES 11.97 WIDE AND VARIABLE
(M) DRAIAGE EASEMENT 3, 7.5 & VARIABLE WIDTH
(N) EASEMENT TO DRAIN WATER 3, 4.6, 7.5 & VARIABLE
(P) RIGHT OF CARRIAGEWAY 4, 4.6 WIDE AND VARRIBLE WIDTH
(R) EASEMENT FOR ELECTRICITY PURPOSES 2 & 7 WIDE
(S) RIGHT OF ACCESS 4, 4.6 WIDE & VARRIBLE WIDTH
(U) EASEMENT FOR TELECOMMUNICATIONS PURPOSES 7 WIDE

THIS PLAN IS TO BE READ IN CONJUNCTION WITH THE CONDITIONS OF DEVELOPMENT CONSENT
DA2019/1419

DRAWING STATUS:		
DEVELOPMENT APPLICATION		
Rev	Revision Description	Date
1	Preliminary DA Issue	23.08.19
2	Draft DA Issue	30.08.19
3	ISSUE FOR DA	05.09.19
4	ISSUE FOR DA	04.12.19
5	REISSUE FOR DA	09.12.19

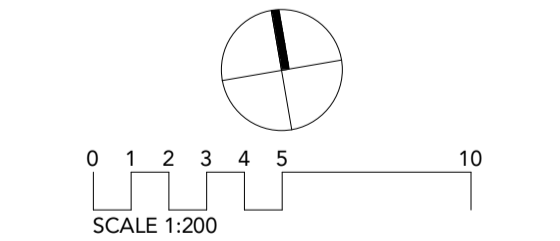
©Copyright Team 2 Architects
This drawing is protected by copyright. All right are reserved. Unless permitted under the Copyright Act 1968, No part of this drawing may in any form or by any means be reproduced, published, broadcast or transmitted without the prior written permission of the copyright owner. Please Note: If the status of this drawing is not signed off For Construction it may be subject to change, alteration or amendment at the discretion of Team 2 Architects. If so, Team 2 Architects is not liable for any loss, damage, harm or injury whether special, consequential, direct or indirect, suffered by you or any other person as a result of your use of this drawing for construction purposes.

DRAWING LEGEND:
1. Architectural drawings shall be read in conjunction with other consultant drawings and specifications. Any discrepancies shall be referred to team 2 architects before proceeding with work.
2. All dimensions and levels are in millimeters unless noted otherwise. No dimension shall be obtained by scaling the drawing.
3. All dimensions to be checked on site with any discrepancies referred to team 2 architects before proceeding with work.
4. All work to be carried out in accordance with the requirements of the principal certifying authority, current ncc & australian standards.

NOTE: EASEMENTS SUBJECT TO FINAL SURVEY

Client
GenesisCare
11/41-43 Bourke Rd
Alexandria NSW 2015

Builder
Erilyan
1/27 Hotham Parade
Artarmon NSW 2064



TEAM 2 ARCHITECTS
STONEY MELBOURNE
701/1 Chandos Street, Suite 204/9-11 Claremont Street,
St Leonards NSW 2065 South Yarra VIC 3141
T: +61 2 9437 3166
E: info@team2.com.au ABN: 72 104 833 507
Reg NSW: 9940 Reg Vic: 19340

Project Maui Oncology
Warringah Road & Wakehurst
Parkway

Title:
SURVEY PLAN

Project #	Scale	Doc.	Chk.
856	1 : 200	0A1	Author/Checker
Drawings #:		Rev:	

DA-015 **5**

©Copyright Team 2 Architects
This drawing is protected by copyright. All rights are reserved. Unless permitted under the Copyright Act 1968. No part of this drawing may in any form or by any means be reproduced, published, broadcast or transmitted without the prior written permission of the copyright owner. Please Note: If the status of this drawing is not signed off for Construction it may be subject to change, alteration or amendment at the discretion of Team 2 Architects. If so, Team 2 Architects is not liable for any loss, damage, harm or injury whether special, consequential, direct or indirect, suffered by you or any other person as a result of your use of this drawing for construction purposes.

LEGENDS:

BB

-
- DEMOLITION/EXCAVATION AREA



THIS PLAN

DA2019/1419

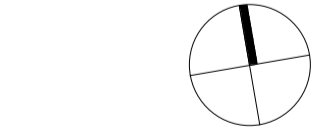
NOTE: EASEMENTS SUBJECT TO

GenesisCare

11/41-43 Bourke Rd
Alexandria NSW 2015

Erilyan

1/27 Hotham Parade
Artarmon NSW 2064



SCALE 1:100

TEAM 2

SYDNEY	MELBOURNE
701/1 Chandos Street, St Leonards NSW 2065	Suite 204/9-11 Claremont Street, South Yarra VIC 3141
T: + 61 2 9437 3166	
E: info@team2.com.au	ABN: 72 104 833 507
Reg NSW: 9940	Reg Vic: 19340

Project Maui Oncology
Warringah Road & Wakehurst
Parkway

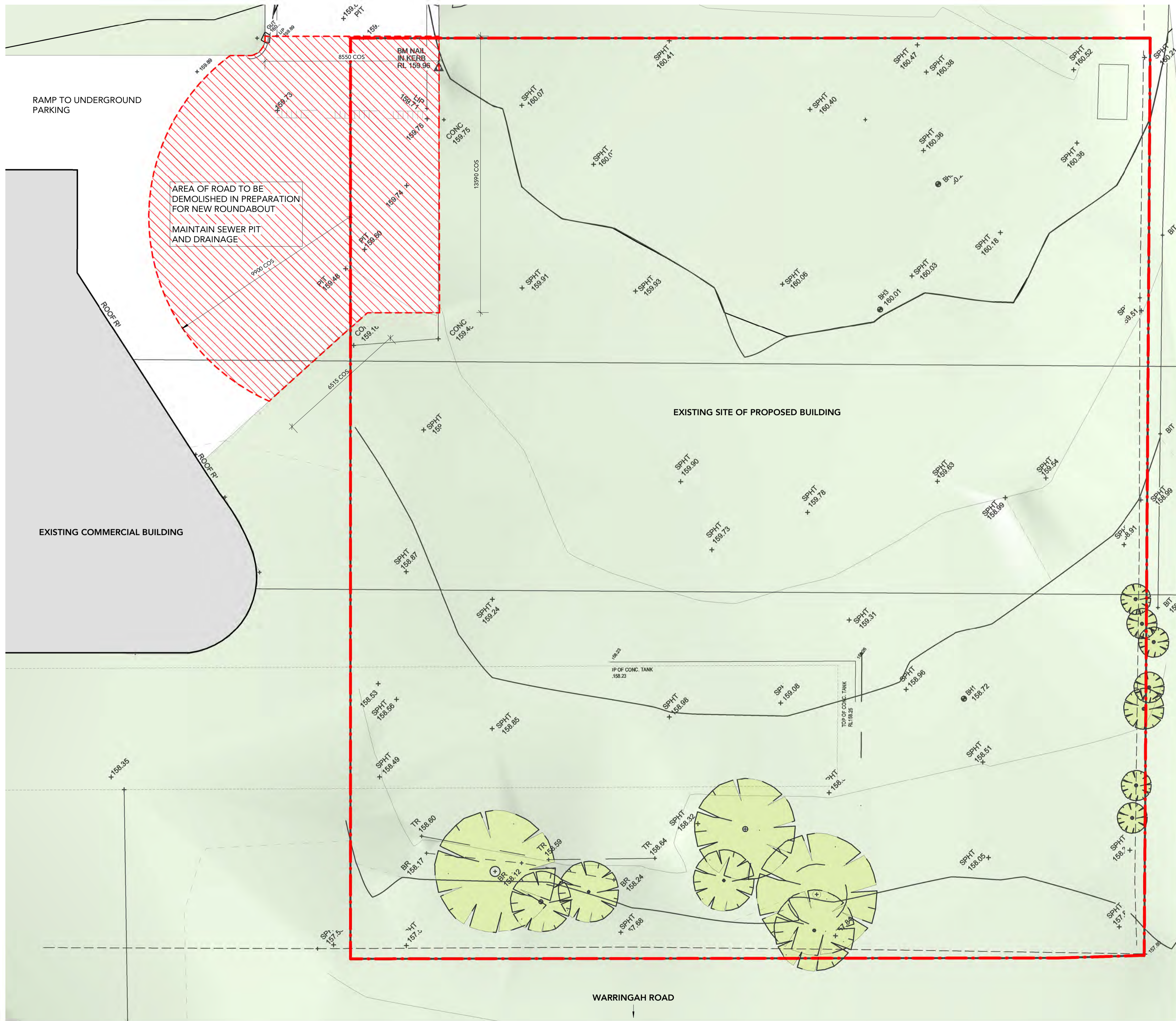
Title:
DEMOLITION PLAN

Project #:	Scale:	Dwg:	Ckd:
856	As	0A1	Author/Checker

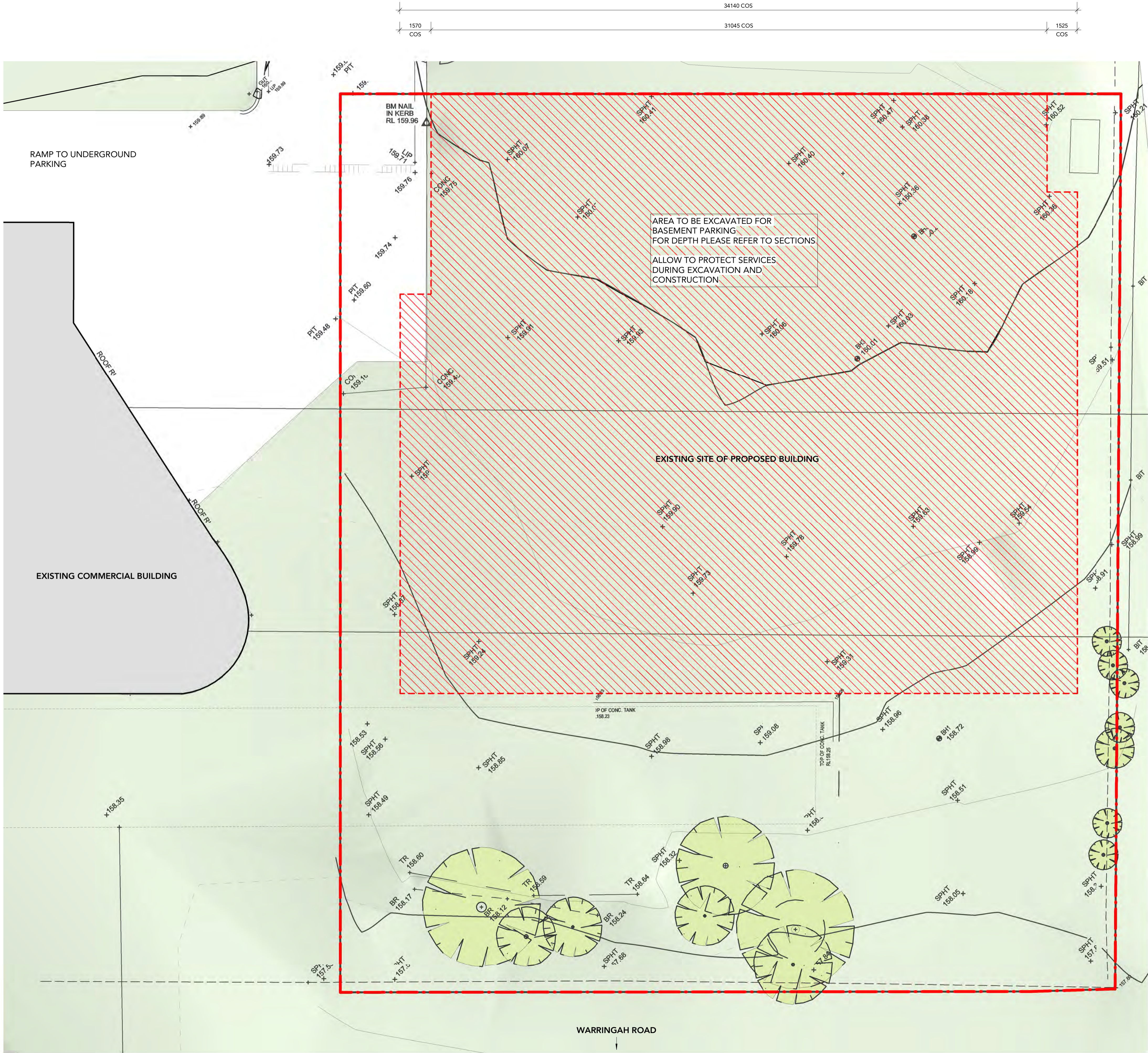
Drawing #:	indicated	Rev:	4
------------	-----------	------	---

DA-020

4



1 Site - Demolition
Scale: 1 : 100



1 Site - Excavation
Scale: 1 : 100

DRAWING STATUS:		
DEVELOPMENT APPLICATION		
Rev	Revision Description	Date
1	Draft DA Issue	30.08.19
2	ISSUE FOR DA	05.09.19
3	ISSUE FOR DA	04.12.19
4	REISSUE FOR DA	09.12.19

©Copyright Team 2 Architects
This drawing is protected by copyright. All right are reserved. Unless permitted under the Copyright Act 1968, No part of this drawing may in any form or by any means be reproduced, published, broadcast or transmitted without the prior written permission of the copyright owner. Please Note if the status of this drawing is not signed off For Construction it may be subject to change, alteration or amendment at the discretion of Team 2 Architects. If so, Team 2 Architects is not liable for any loss, damage, harm or injury whether special, consequential, direct or indirect, suffered by you or any other person as a result of your use of this drawing for construction purposes.

- DRAWING LEGEND:
1. Architectural drawings shall be read in conjunction with other consultant drawings and specifications. Any discrepancies shall be referred to team 2 architects before proceeding with work.
 2. All dimensions and levels are in millimeters unless noted otherwise. No dimension shall be obtained by scaling the drawing.
 3. All dimensions to be checked on site with any discrepancies referred to team 2 architects before proceeding with work.
 4. All work to be carried out in accordance with the requirements of the principal certifying authority, current ncc & australian standards.

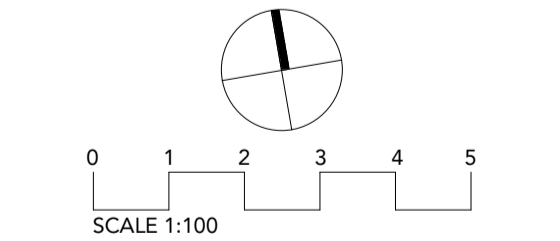
- LEGENDS:
- PROPOSED WALLS & FLOORS
 - NEIGHBOURING EXISTING BUILDINGS
 - EXISTING PLANTING
 - PROPOSED PLANTING
 - DEMOLITION/EXCAVATION AREA

THIS PLAN IS TO BE READ IN CONJUNCTION WITH THE CONDITIONS OF DEVELOPMENT CONSENT
DA2019/1419

NOTE: EASEMENTS SUBJECT TO FINAL SURVEY

Client
GenesisCare
11/41-43 Bourke Rd
Alexandria NSW 2015

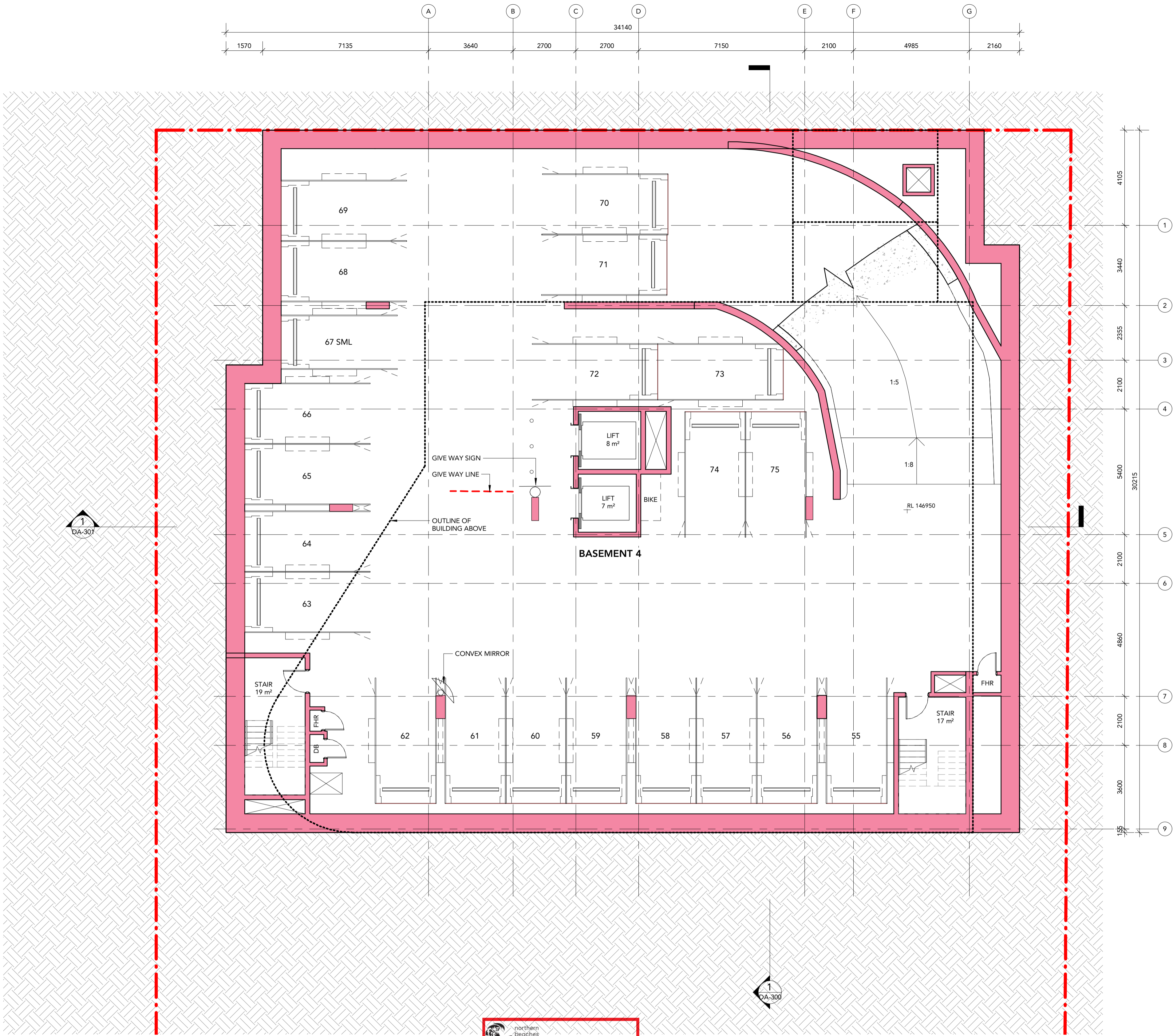
Builder
Erilyan
1/27 Hotham Parade
Artarmon NSW 2064



TEAM 2
ARCHITECTS
SYDNEY MELBOURNE
701/1 Chandos Street, Suite 204/9-11 Claremont Street,
St Leonards NSW 2065 South Yarra VIC 3141
T: + 61 2 9437 3166
E: info@team2.com.au ABN: 72 104 833 507
Reg NSW: 9940 Reg Vic: 19340

Project Maui Oncology
Warringah Road & Wakehurst
Parkway

EXCAVATION PLAN				
Project #	Scale	Doc	Clcd	
856	As			
Drawings #:	indicated	Auth	Checker	
DA-021		4		



1 Floor Plan - Basement 4
Scale: 1 : 100

THIS PLAN IS TO BE READ IN
CONJUNCTION WITH
THE CONDITIONS OF DEVELOPMENT
CONSENT
DA2019/1419

DRAWING STATUS:		
DEVELOPMENT APPLICATION		
Rev	Revision Description	Date
1	ISSUE FOR DA	04.12.19

©Copyright Team 2 Architects
This drawing is protected by copyright. All right are reserved. Unless permitted under the Copyright Act 1968, No part of this drawing may in any form or by any means be reproduced, published, broadcast or transmitted without the prior written permission of the copyright owner. Please Note: If the status of this drawing is not signed off For Construction it may be subject to change, alteration or amendment at the discretion of Team 2 Architects. If so, Team 2 Architects is not liable for any loss, damage, harm or injury whether special, consequential, direct or indirect, suffered by you or any other person as a result of your use of this drawing for construction purposes.

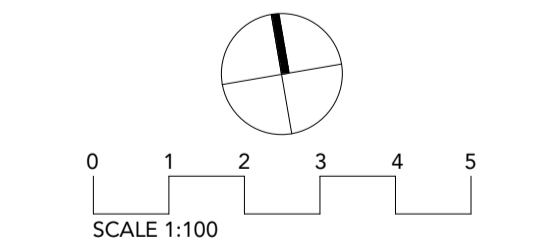
DRAWING LEGEND:
1. Architectural drawings shall be read in conjunction with other consultant drawings and specifications. Any discrepancies shall be referred to team 2 architects before proceeding with work.
2. All dimensions and levels are in millimeters unless noted otherwise. No dimension shall be obtained by scaling the drawing.
3. All dimensions to be checked on site with any discrepancies referred to team 2 architects before proceeding with work.
4. All work to be carried out in accordance with the requirements of the principal certifying authority, current ncc & Australian standards.

- LEGENDS:**
- PROPOSED WALLS & FLOORS
 - NEIGHBOURING EXISTING BUILDINGS
 - EXISTING PLANTING
 - PROPOSED PLANTING
 - DEMOLITION/EXCAVATION AREA

NOTE: EASEMENTS SUBJECT TO
FINAL SURVEY

Client
GenesisCare
11/41-43 Bourke Rd
Alexandria NSW 2015

Builder
Erilyan
1/27 Hotham Parade
Artarmon NSW 2064



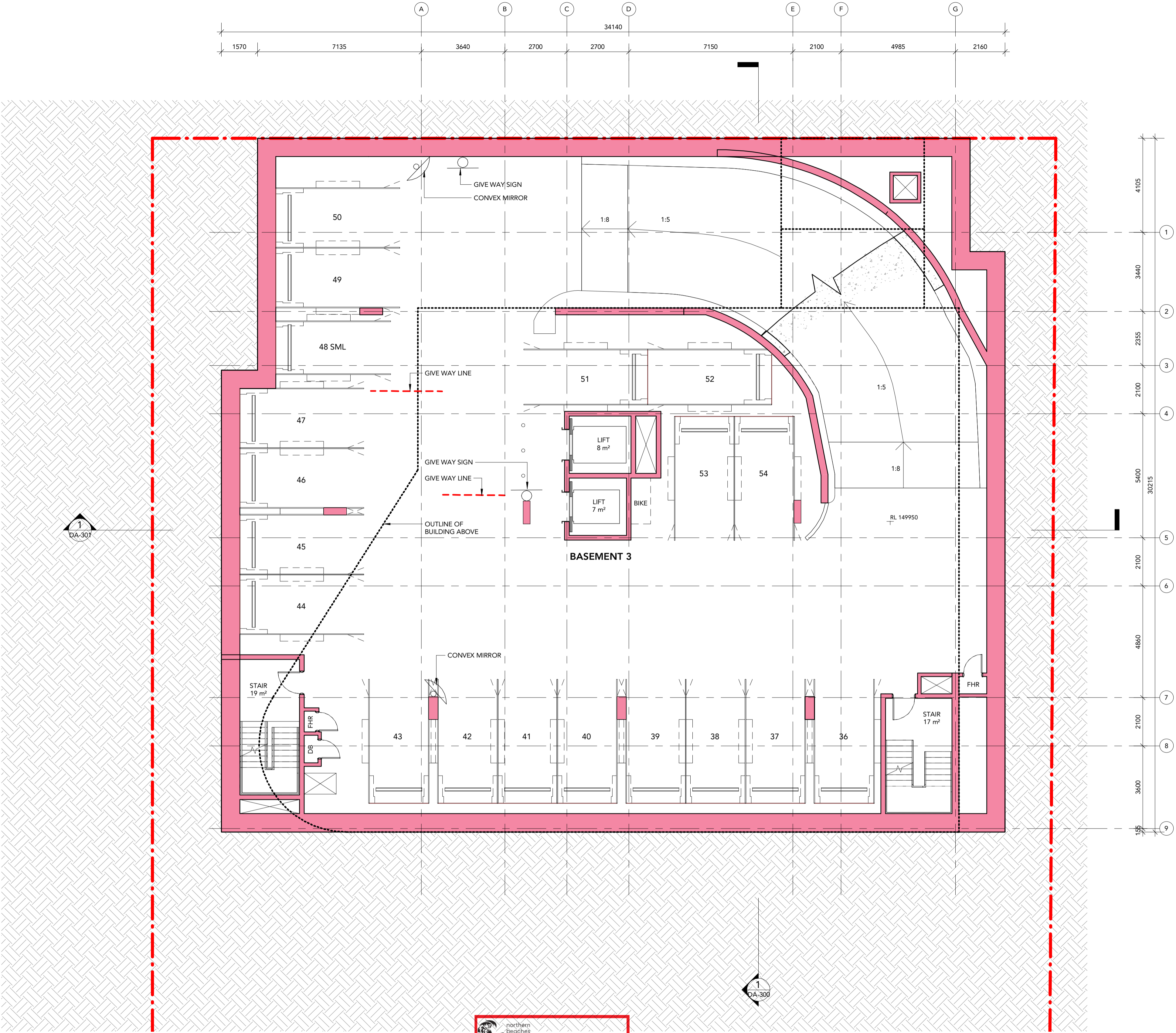
TEAM 2
ARCHITECTS
SYDNEY MELBOURNE
701/1 Chandos Street, Suite 204/9-11 Claremont Street,
St Leonards NSW 2065 South Yarra VIC 3141
T: +61 2 9437 3166
E: info@team2.com.au ABN: 72 104 833 507
Reg NSW: 9940 Reg Vic: 19340

Project Maui Oncology
Warringah Road & Wakehurst
Parkway

Title:
FLOOR PLAN - BASEMENT 4

Project #	Scale	Doc.	Clk.
856	As	0A1	Autho
Drawings #:	indicated	Rev:	checker

DA-099 1



1 Floor Plan - Basement 3
Scale: 1 : 100

THIS PLAN IS TO BE READ IN
CONJUNCTION WITH
THE CONDITIONS OF DEVELOPMENT
CONSENT
DA2019/1419

DRAWING STATUS:		
DEVELOPMENT APPLICATION		
Rev	Revision Description	Date
1	Preliminary DA Issue	23.08.19
2	Issue for Information	28.08.19
3	Draft DA Issue	30.08.19
4	ISSUE FOR DA	05.09.19
5	REISSUE FOR DA	27.11.19
6	ISSUE FOR DA	04.12.19

©Copyright Team 2 Architects
This drawing is protected by copyright. All right are reserved. Unless permitted under the Copyright Act 1968, No part of this drawing may in any form or by any means be reproduced, published, broadcast or transmitted without the prior written permission of the copyright owner. Please Note: If the status of this drawing is not signed off For Construction it may be subject to change, alteration or amendment at the discretion of Team 2 Architects. If so, Team 2 Architects is not liable for any loss, damage, harm or injury whether special, consequential, direct or indirect, suffered by you or any other person as a result of your use of this drawing for construction purposes.

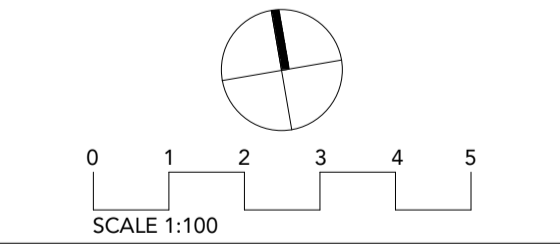
DRAWING LEGEND:
1. Architectural drawings shall be read in conjunction with other consultant drawings and specifications. Any discrepancies shall be referred to team 2 architects before proceeding with work.
2. All dimensions and levels are in millimeters unless noted otherwise. No dimension shall be obtained by scaling the drawing.
3. All dimensions to be checked on site with any discrepancies referred to team 2 architects before proceeding with work.
4. All work to be carried out in accordance with the requirements of the principal certifying authority, current ncc & australian standards.

- LEGENDS:**
- PROPOSED WALLS & FLOORS
 - NEIGHBOURING EXISTING BUILDINGS
 - EXISTING PLANTING
 - PROPOSED PLANTING
 - DEMOLITION/EXCAVATION AREA

NOTE: EASEMENTS SUBJECT TO
FINAL SURVEY

Client
GenesisCare
11/41-43 Bourke Rd
Alexandria NSW 2015

Builder
Erilyan
1/27 Hotham Parade
Artarmon NSW 2064



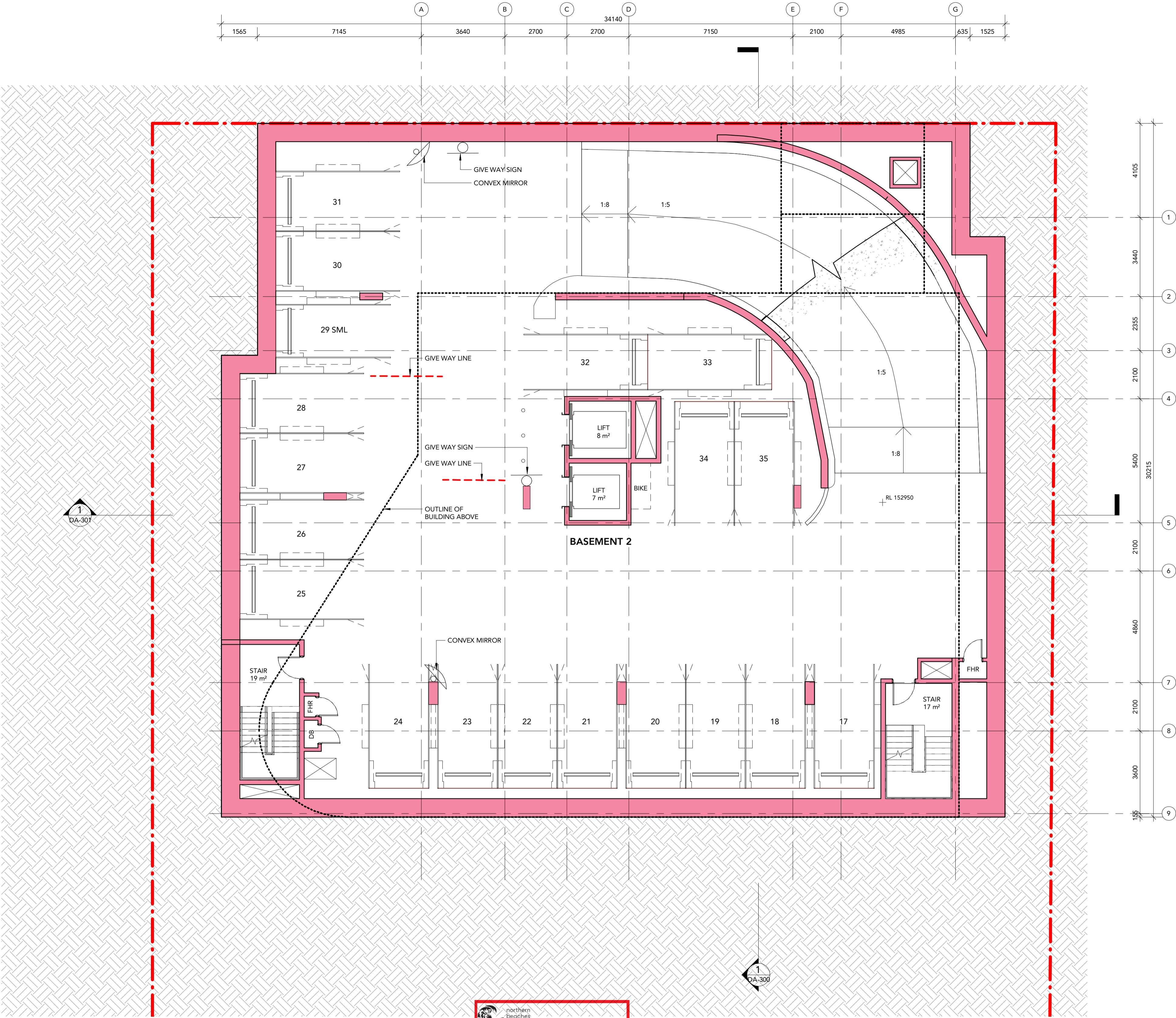
TEAM 2
ARCHITECTS
SYDNEY MELBOURNE
701/1 Chandos Street, Suite 204/9-11 Claremont Street,
St Leonards NSW 2065 South Yarra VIC 3141
T: +61 2 9437 3166
E: info@team2.com.au ABN: 72 104 833 507
Reg NSW: 9940 Reg Vic: 19340

Project Maui Oncology
Warringah Road & Wakehurst
Parkway

Title:
FLOOR PLAN - BASEMENT 3

Project #: 856 Scale: As @A1:100
Drawings: indicated

Author: DA-100
Checker: 6



1 Floor Plan - Basement 2
Scale: 1 : 100

THIS PLAN IS TO BE READ IN
CONJUNCTION WITH
THE CONDITIONS OF DEVELOPMENT
CONSENT
DA2019/1419

DRAWING STATUS:		
DEVELOPMENT APPLICATION		
Rev	Revision Description	Date
1	Preliminary DA Issue	23.08.19
2	Issue for Information	28.08.19
3	Draft DA Issue	30.08.19
4	ISSUE FOR DA	05.09.19
5	REISSUE FOR DA	27.11.19
6	ISSUE FOR DA	04.12.19

©Copyright Team 2 Architects
This drawing is protected by copyright. All right are reserved. Unless permitted under the Copyright Act 1968, No part of this drawing may in any form or by any means be reproduced, published, broadcast or transmitted without the prior written permission of the copyright owner. Please Note: If the status of this drawing is not signed off For Construction it may be subject to change, alteration or amendment at the discretion of Team 2 Architects. If so, Team 2 Architects is not liable for any loss, damage, harm or injury whether special, consequential, direct or indirect, suffered by you or any other person as a result of your use of this drawing for construction purposes.

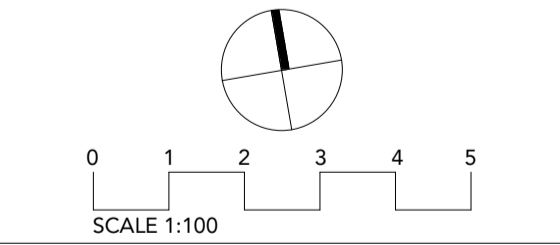
DRAWING LEGEND:
1. Architectural drawings shall be read in conjunction with other consultant drawings and specifications. Any discrepancies shall be referred to team 2 architects before proceeding with work.
2. All dimensions and levels are in millimeters unless noted otherwise. No dimension shall be obtained by scaling the drawing.
3. All dimensions to be checked on site with any discrepancies referred to team 2 architects before proceeding with work.
4. All work to be carried out in accordance with the requirements of the principal certifying authority, current ncc & australian standards.

- LEGENDS:**
- PROPOSED WALLS & FLOORS
 - NEIGHBOURING EXISTING BUILDINGS
 - EXISTING PLANTING
 - PROPOSED PLANTING
 - DEMOLITION/EXCAVATION AREA

NOTE: EASEMENTS SUBJECT TO
FINAL SURVEY

Client
GenesisCare
11/41-43 Bourke Rd
Alexandria NSW 2015

Builder
Erilyan
1/27 Hotham Parade
Artarmon NSW 2064



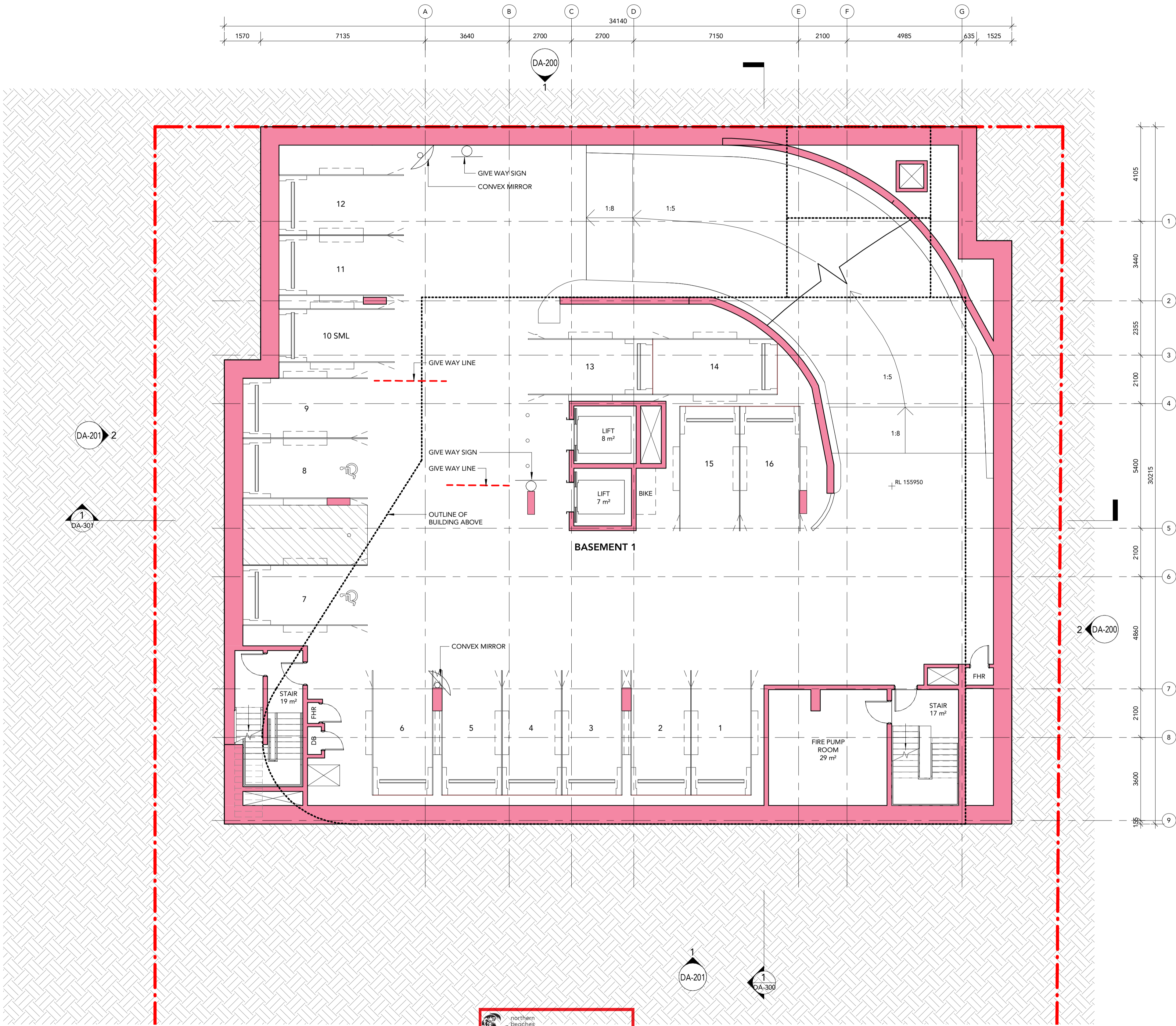
TEAM 2
ARCHITECTS
SYDNEY MELBOURNE
701/1 Chandos Street, Suite 204/9-11 Claremont Street,
St Leonards NSW 2065 South Yarra VIC 3141
T: +61 2 9437 3166 E: info@team2.com.au ABN: 72 104 833 507
Reg NSW: 9940 Reg Vic: 19340

Project Maui Oncology
Warringah Road & Wakehurst
Parkway

Title:
FLOOR PLAN - BASEMENT 2

Project #	Scale	Doc.	Clcd.
856	As	0A1	Autho
Drawing #:	indicated	Rev:	checker

DA-101 6



1 Floor Plan - Basement 1
Scale: 1 : 100

northern
beaches
council

THIS PLAN IS TO BE READ IN
CONJUNCTION WITH
THE CONDITIONS OF DEVELOPMENT
CONSENT

DA2019/1419

DRAWING STATUS:		
DEVELOPMENT APPLICATION		
Rev	Revision Description	Date
1	Preliminary DA Issue	23.08.19
2	Issue for Information	28.08.19
3	Draft DA Issue	30.08.19
4	ISSUE FOR DA	05.09.19
5	REISSUE FOR DA	27.11.19
6	ISSUE FOR DA	04.12.19

©Copyright Team 2 Architects
This drawing is protected by copyright. All right are reserved. Unless permitted under the Copyright Act 1968, No part of this drawing may in any form or by any means be reproduced, published, broadcast or transmitted without the prior written permission of the copyright owner. Please Note: If the status of this drawing is not signed off For Construction it may be subject to change, alteration or amendment at the discretion of Team 2 Architects. If so, Team 2 Architects is not liable for any loss, damage, harm or injury whether special, consequential, direct or indirect, suffered by you or any other person as a result of your use of this drawing for construction purposes.

DRAWING LEGEND:

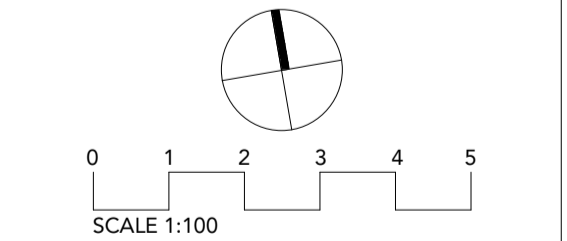
1. Architectural drawings shall be read in conjunction with other consultant drawings and specifications. Any discrepancies shall be referred to team 2 architects before proceeding with work.
2. All dimensions and levels are in millimeters unless noted otherwise. No dimension shall be obtained by scaling the drawing.
3. All dimensions to be checked on site with any discrepancies referred to team 2 architects before proceeding with work.
4. All work to be carried out in accordance with the requirements of the principal certifying authority, current ncc & australian standards.

- LEGENDS:
- PROPOSED WALLS & FLOORS
 - NEIGHBOURING EXISTING BUILDINGS
 - EXISTING PLANTING
 - PROPOSED PLANTING
 - DEMOLITION/EXCAVATION AREA

NOTE: EASEMENTS SUBJECT TO
FINAL SURVEY

Client
GenesisCare
11/41-43 Bourke Rd
Alexandria NSW 2015

Builder
Erilyan
1/27 Hotham Parade
Artarmon NSW 2064



TEAM 2
ARCHITECTS

SYDNEY MELBOURNE
701/1 Chandos Street, Suite 204/9-11 Claremont Street,
St Leonards NSW 2065 South Yarra VIC 3141
T: +61 2 9437 3166
E: info@team2.com.au ABN: 72 104 833 507
Reg NSW: 9940 Reg Vic: 19340

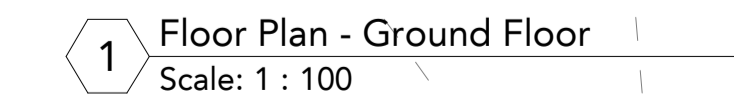
Project Maui Oncology
Warringah Road & Wakehurst
Parkway

Title:
FLOOR PLAN - BASEMENT 1

Project # 856 Scale As @A1 Author checked






Drawing # indicated Rev:

DA-102 6



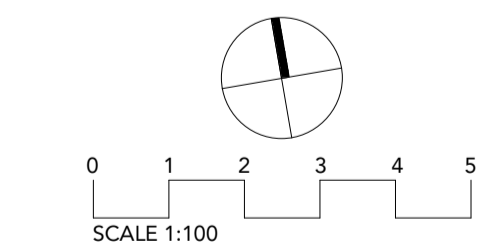
©Copyright Team 2 Architects
This drawing is protected by copyright. All rights are reserved. Unless permitted under the Copyright Act 1968. No part of this drawing may in any form or by any means be reproduced, published, broadcast or transmitted without the prior written permission of the copyright owner. Please Note: If the status of this drawing is not signed off for Construction it may be subject to change, alteration or amendment at the discretion of Team 2 Architects. If so, Team 2 Architects is not liable for any loss, damage, harm or injury whether special, consequential, direct or indirect, suffered by you or any other person as a result of your use of this drawing for construction purposes.

LEGENDS:

	PROPOSED WALLS & FLOORS
	NEIGHBOURING EXISTING BUILDINGS
	EXISTING PLANTING
	PROPOSED PLANTING
	DEMOLITION/EXCAVATION AREA

Client
GenesisCare
11/41-43 Bourke Rd
Alexandria NSW 2015

Builder
Erilyan
1/27 Hotham Parade
Artarmon NSW 2064



TEAM2
ARCHITECTS

SYDNEY
701/1 Chandos Street,
St Leonards NSW 2065
T: + 61 2 9437 3166
E: info@team2.com.au
Reg NSW: 9940

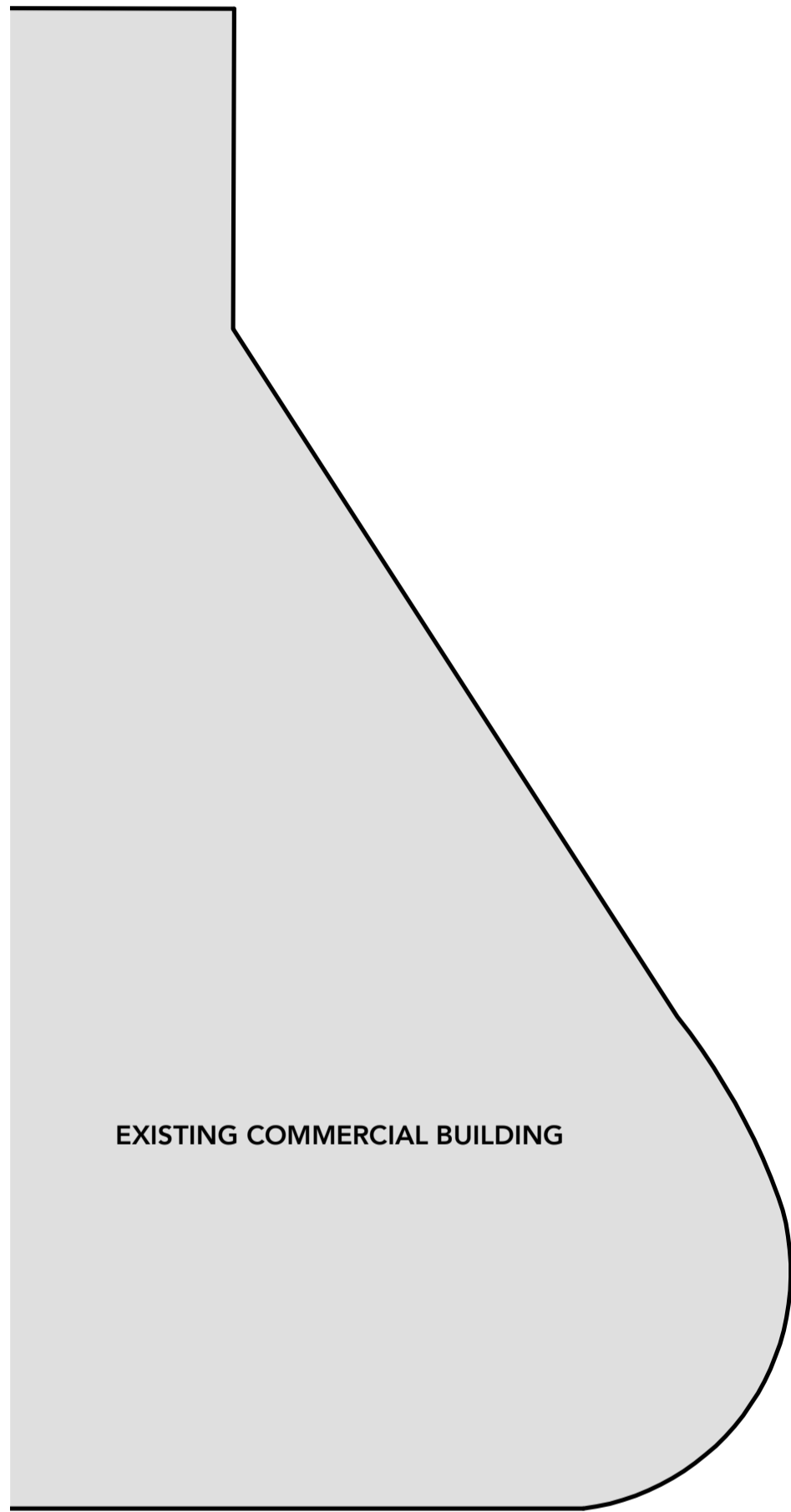
MELBOURNE
Suite 204/9-11 Clarendon Street,
South Yarra VIC 3141
ABN: 72 104 833 507
Reg Vic: 19340

Project:
Project Maui Oncology
Warringah Road & Wakehurst
Parkway

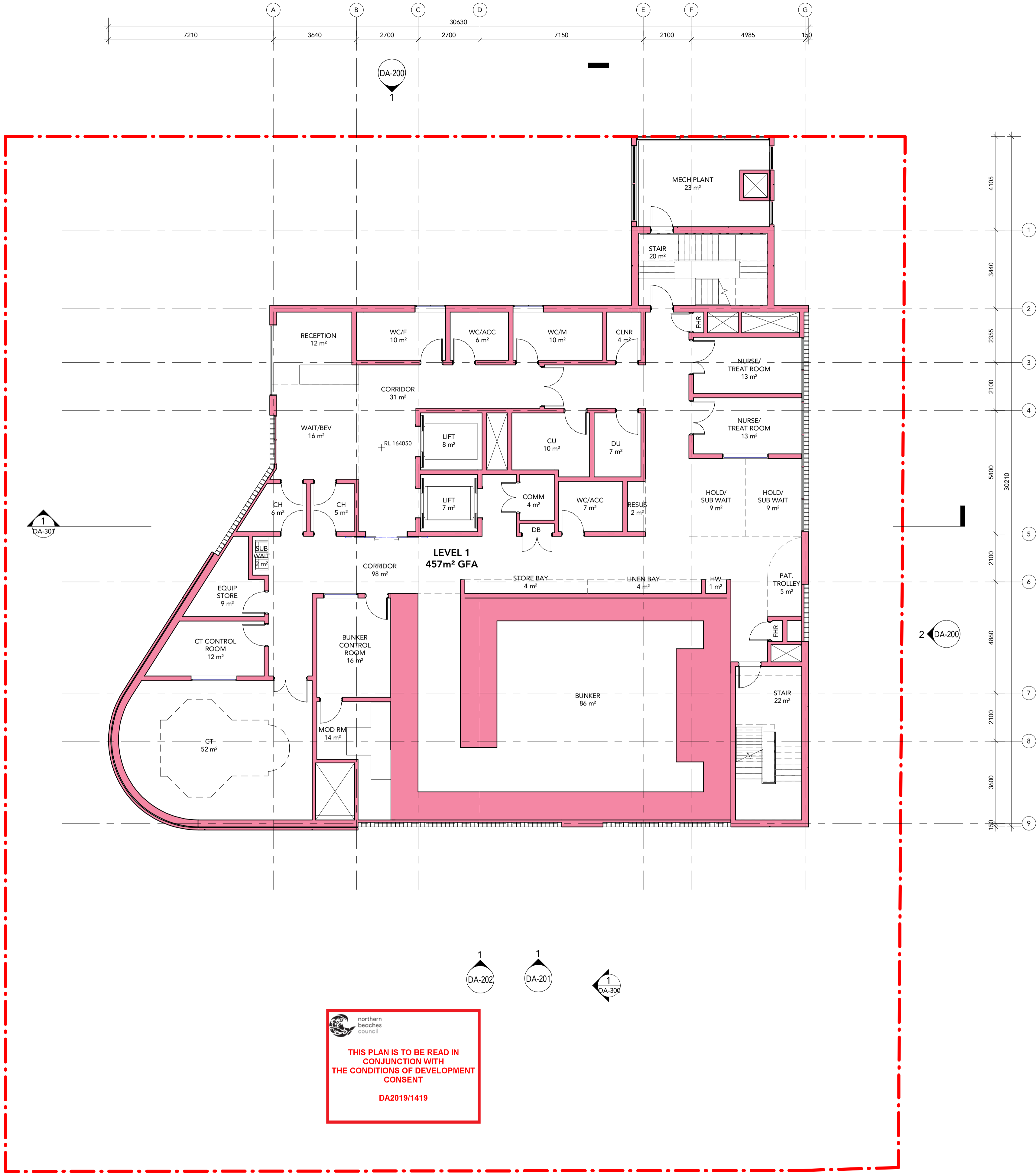
Title:
FLOOR PLAN - GROUND

Project #:	Scale:	Drawn:	Checked:
856	As	Auth	Checke

Drawing #: DA-103	indicated	rev: 6
-------------------	-----------	--------



EXISTING COMMERCIAL BUILDING



 **northern beaches council**

THIS PLAN IS TO BE READ IN CONJUNCTION WITH THE CONDITIONS OF DEVELOPMENT CONSENT

DA2019/1419






1 Floor Plan - Level 1
Scale: 1 : 100

DRAWING STATUS:		
DEVELOPMENT APPLICATION		
Rev	Revision Description	Date
1	Preliminary DA Issue	23.08.19
2	Draft DA Issue	30.08.19
3	ISSUE FOR DA	05.09.19
4	ISSUE FOR DA	04.12.19

©Copyright Team 2 Architects
This drawing is protected by copyright. All rights are reserved. Unless permitted under the Copyright Act 1968, No part of this drawing may in any form or by any means be reproduced, published, broadcast or transmitted without the prior written permission of the copyright owner. Please Note: If the status of this drawing is not signed off for Construction it may be subject to change, alteration or amendment at the discretion of Team 2 Architects. If so, Team 2 Architects is not liable for any loss, damage, harm or injury whether special, consequential, direct or indirect, suffered by you or any other person as a result of your use of this drawing for construction purposes.

DRAWING LEGEND:

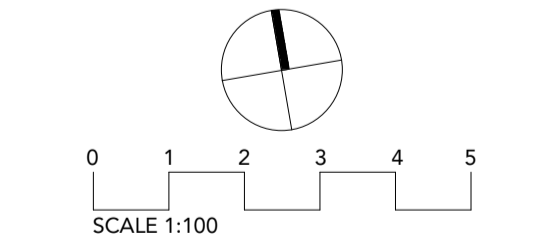
1. Architectural drawings shall be read in conjunction with other consultant drawings and specifications. Any discrepancies shall be referred to team 2 architects before proceeding with work.
2. All dimensions and levels are in millimeters unless noted otherwise. No dimension shall be obtained by scaling the drawing.
3. All dimensions to be checked on site with any discrepancies referred to team 2 architects before proceeding with work.
4. All work to be carried out in accordance with the requirements of the principal certifying authority, current ncc & Australian standards.

- LEGENDS:**
-  PROPOSED WALLS & FLOORS
 -  NEIGHBOURING EXISTING BUILDINGS
 -  EXISTING PLANTING
 -  PROPOSED PLANTING
 -  DEMOLITION/EXCAVATION AREA

NOTE: EASEMENTS SUBJECT TO FINAL SURVEY

Client
GenesisCare
11/41-43 Bourke Rd
Alexandria NSW 2015

Builder
Erilyan
1/27 Hotham Parade
Artarmon NSW 2064



TEAM 2 ARCHITECTS

SYDNEY MELBOURNE
701/1 Chandos Street, Suite 204/9-11 Claremont Street,
St Leonards NSW 2065 South Yarra VIC 3141
T: +61 2 9437 3166
E: info@team2.com.au ABN: 72 104 833 507
Reg NSW: 9940 Reg Vic: 19340

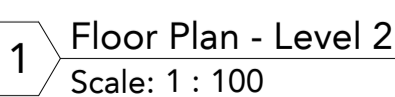
Project Maui Oncology
Warringah Road & Wakehurst
Parkway

Title:
FLOOR PLAN - LEVEL 1

Project #	Scale	Doc.	Cl.
856	As	0A1	Autho
Drawings #:	indicated	Rev:	checker

DA-104

4








©Copyright Team 2 Architects
This drawing is protected by copyright. All rights are reserved. Unless permitted under the Copyright Act 1968. No part of this drawing may in any form or by any means be reproduced, published, broadcast or transmitted without the prior written permission of the copyright owner. Please Note: If the status of this drawing is not signed off for Construction it may be subject to change, alteration or amendment at the discretion of Team 2 Architects. If so, Team 2 Architects is not liable for any loss, damage, harm or injury whether special, consequential, direct or indirect, suffered by you or any other person as a result of your use of this drawing for construction purposes.

DRAWING LEGEND:

1. Architectural drawings shall be read in conjunction with other consultant drawings and specifications. Any discrepancies shall be referred to team 2 architects before proceeding with work.
2. All dimensions and levels are in millimeters unless noted otherwise. No dimension shall be obtained by scaling the drawing.
3. All dimensions to be checked on site with any discrepancies referred to team 2 architects before proceeding with work.
4. All work to be carried out in accordance with the requirements of the principal certifying authority, current ncc & australian standards.

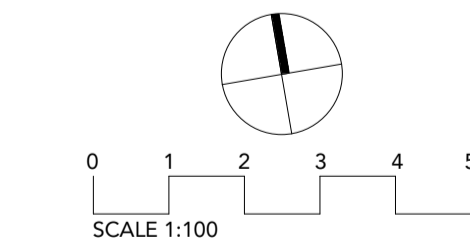
LEGENDS:

-  PROPOSED WALLS & FLOORS
 NEIGHBOURING EXISTING BUILDINGS
 EXISTING PLANTING
 PROPOSED PLANTING
 DEMOLITION/EXCAVATION AREA

NOTE: EASEMENTS SUBJECT TO FINAL SURVEY

Client
GenesisCare
11/41-43 Bourke Rd
Alexandria NSW 2015

Erilyan
1/27 Hotham Parade
Artarmon NSW 2064



TEAM2

ARCHITECTS

SYDNEY
701/1 Chandos Street,
St Leonards NSW 2065
T: + 61 2 9437 3166
E: info@team2.com.au
Reg NSW: 9940

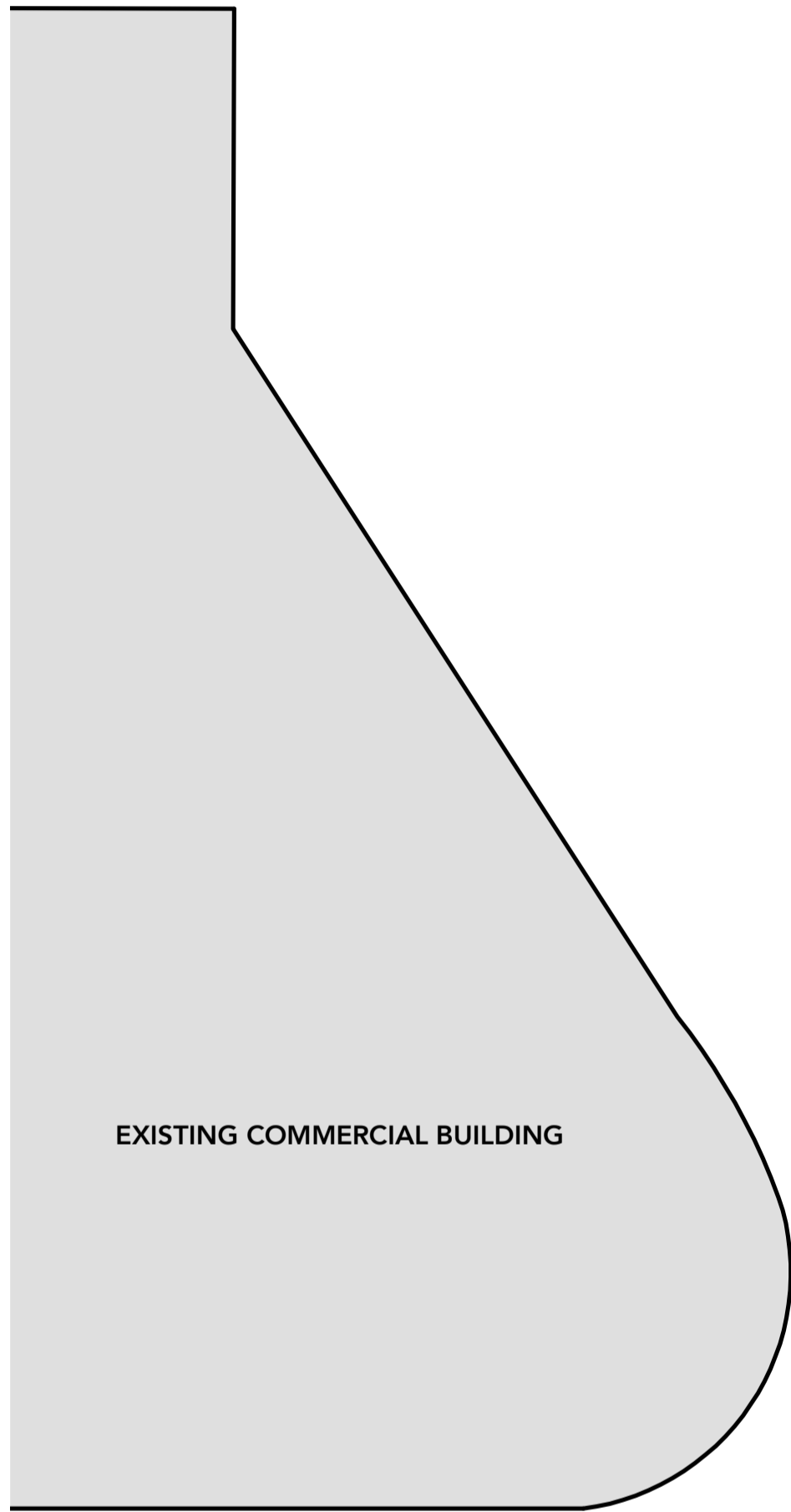
MELBOURNE
Suite 204/9-11 Clarendon Street,
South Yarra VIC 3141
ABN: 72 104 833 507
Reg Vic: 19340

Project:
Project Maui Oncology
Warringah Road & Wakehurst
Parkway

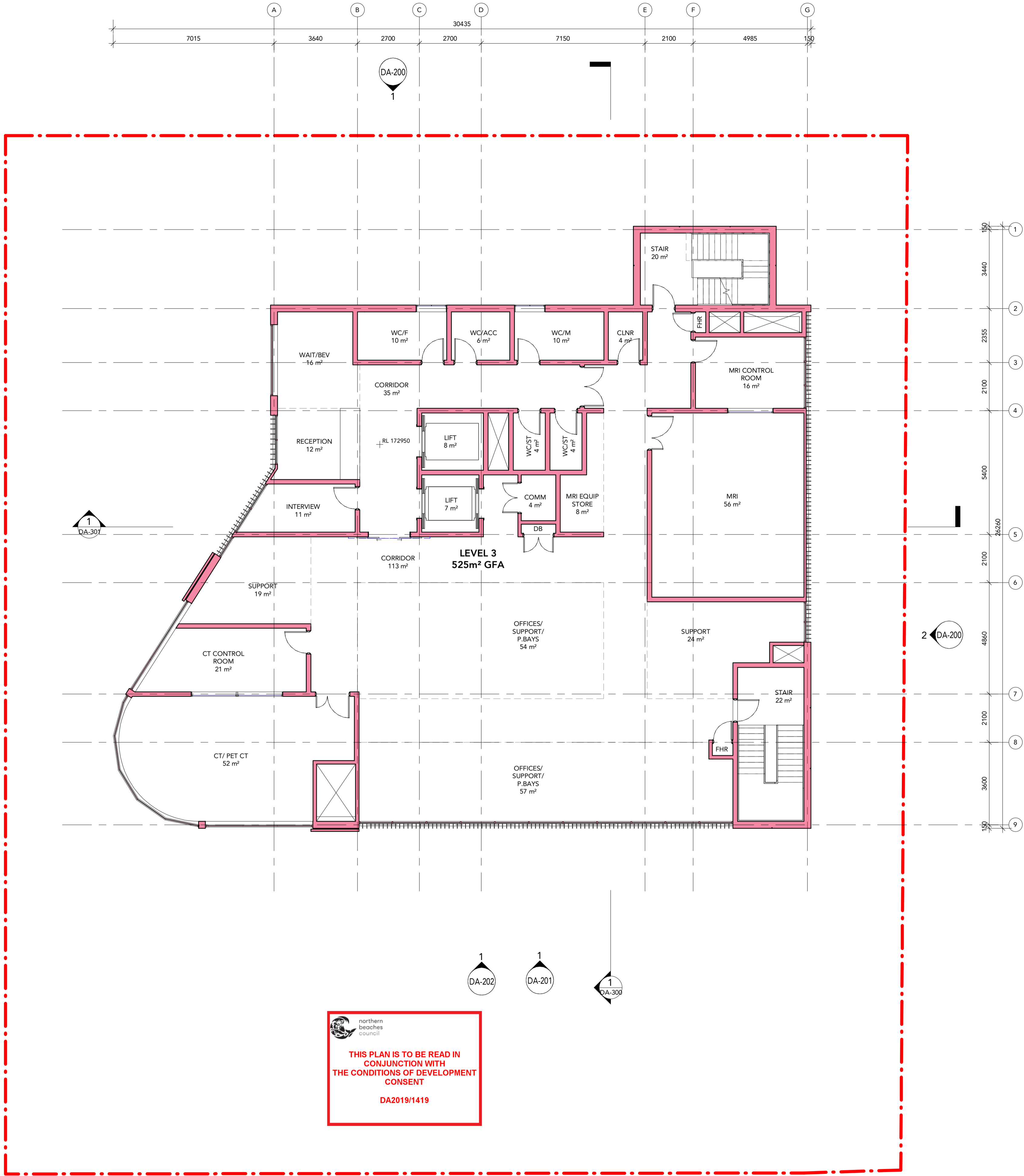
Title:			
FLOOR PLAN - LEVEL 2			
Project #:	Scale:	Dwn:	Ckd:
856	As @ A1	Auth	Checker
Drawing #:	indicated	Rev:	

DA-105

4



EXISTING COMMERCIAL BUILDING



THIS PLAN IS TO BE READ IN
CONJUNCTION WITH
THE CONDITIONS OF DEVELOPMENT
CONSENT
DA2019/1419

1 Floor Plan - Level 3
Scale: 1 : 100

DRAWING STATUS:		
DEVELOPMENT APPLICATION		
Rev	Revision Description	Date
1	Preliminary DA Issue	23.08.19
2	Draft DA Issue	30.08.19
3	ISSUE FOR DA	05.09.19
4	ISSUE FOR DA	04.12.19

©Copyright Team 2 Architects
This drawing is protected by copyright. All right are reserved. Unless permitted under the Copyright Act 1968, No part of this drawing may in any form or by any means be reproduced, published, broadcast or transmitted without the prior written permission of the copyright owner. Please Note: If the status of this drawing is not signed off For Construction it may be subject to change, alteration or amendment at the discretion of Team 2 Architects. If so, Team 2 Architects is not liable for any loss, damage, harm or injury whether special, consequential, direct or indirect, suffered by you or any other person as a result of your use of this drawing for construction purposes.

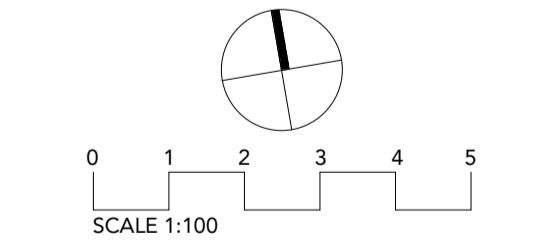
DRAWING LEGEND:
1. Architectural drawings shall be read in conjunction with other consultant drawings and specifications. Any discrepancies shall be referred to team 2 architects before proceeding with work.
2. All dimensions and levels are in millimeters unless noted otherwise. No dimension shall be obtained by scaling the drawing.
3. All dimensions to be checked on site with any discrepancies referred to team 2 architects before proceeding with work.
4. All work to be carried out in accordance with the requirements of the principal certifying authority, current ncc & Australian standards.

- LEGENDS:
- PROPOSED WALLS & FLOORS
 - NEIGHBOURING EXISTING BUILDINGS
 - EXISTING PLANTING
 - PROPOSED PLANTING
 - DEMOLITION/EXCAVATION AREA

NOTE: EASEMENTS SUBJECT TO
FINAL SURVEY

Client
GenesisCare
11/41-43 Bourke Rd
Alexandria NSW 2015

Builder
Erilyan
1/27 Hotham Parade
Artarmon NSW 2064



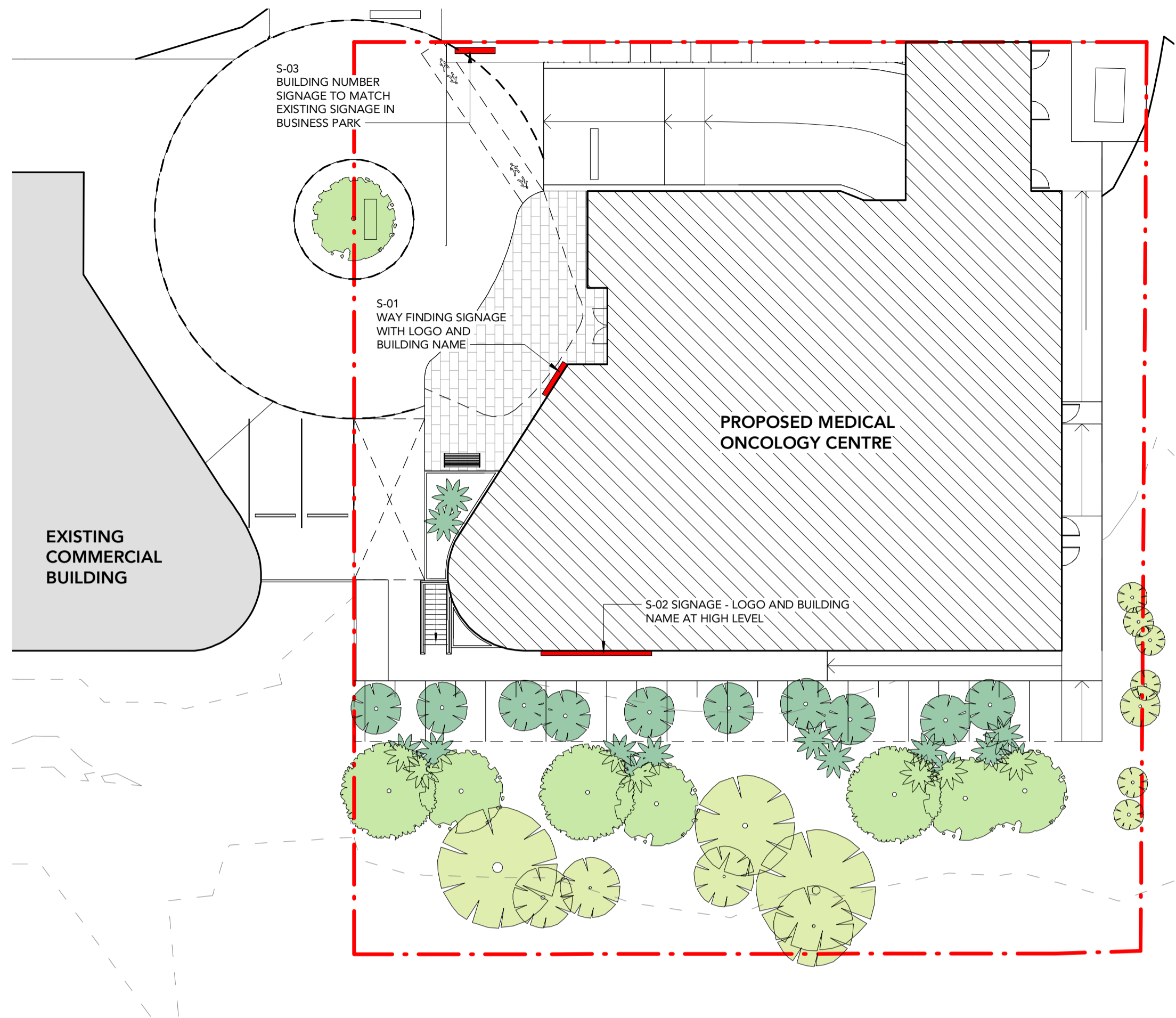
TEAM 2
ARCHITECTS
SYDNEY MELBOURNE
701/1 Chandos Street, Suite 204/9-11 Claremont Street,
St Leonards NSW 2065 South Yarra VIC 3141
T: +61 2 9437 3166
E: info@team2.com.au ABN: 72 104 833 507
Reg NSW: 9940 Reg Vic: 19340

Project Maui Oncology
Warringah Road & Wakehurst
Parkway

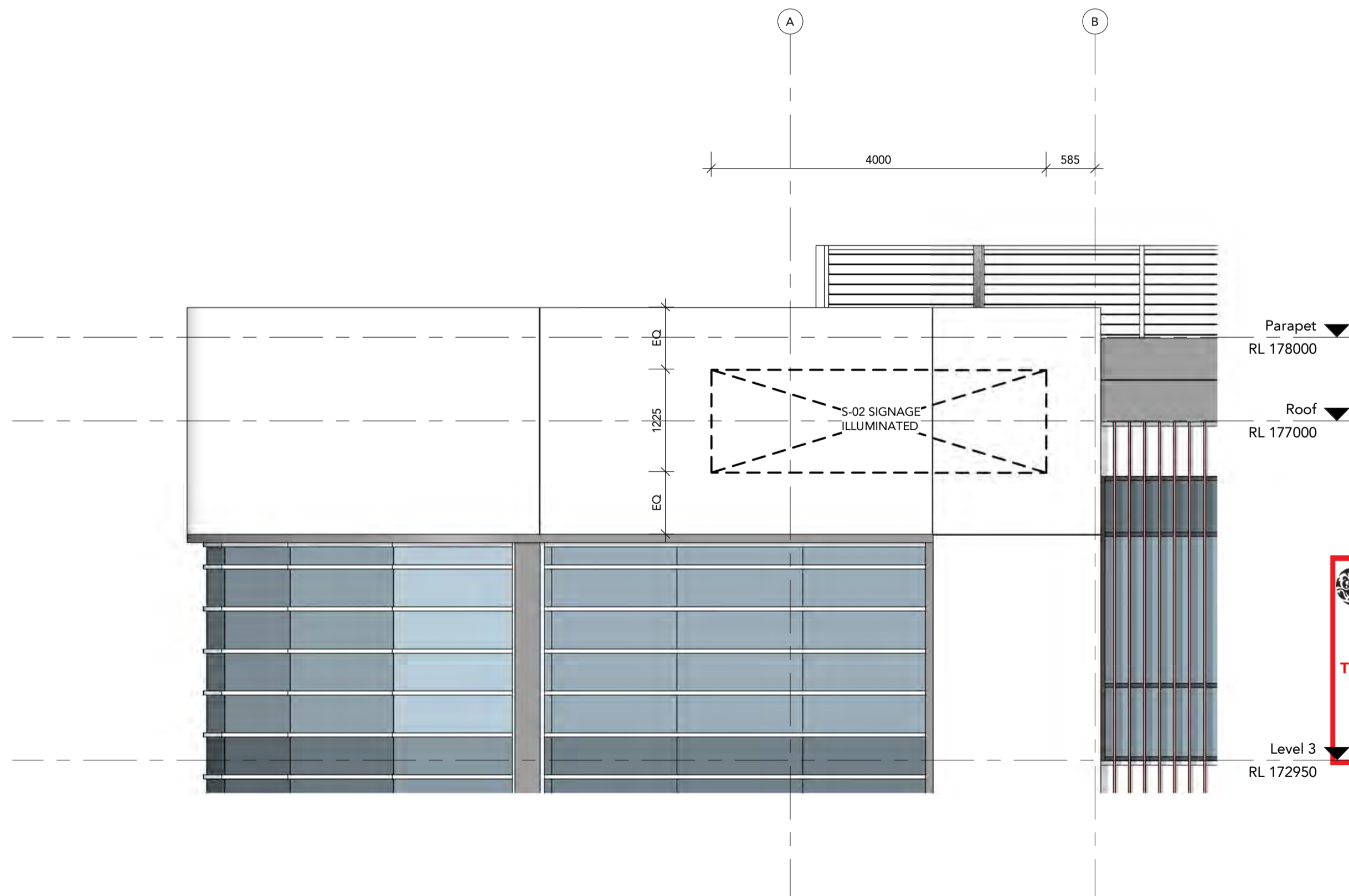
Title:
FLOOR PLAN - LEVEL 3

Project #: 856 Scale: As Drawn: 04/12/2019
Drawn by: indicated Auth: checker

DA-106 4



1 Floor Plan - Signage
Scale: 1 : 200



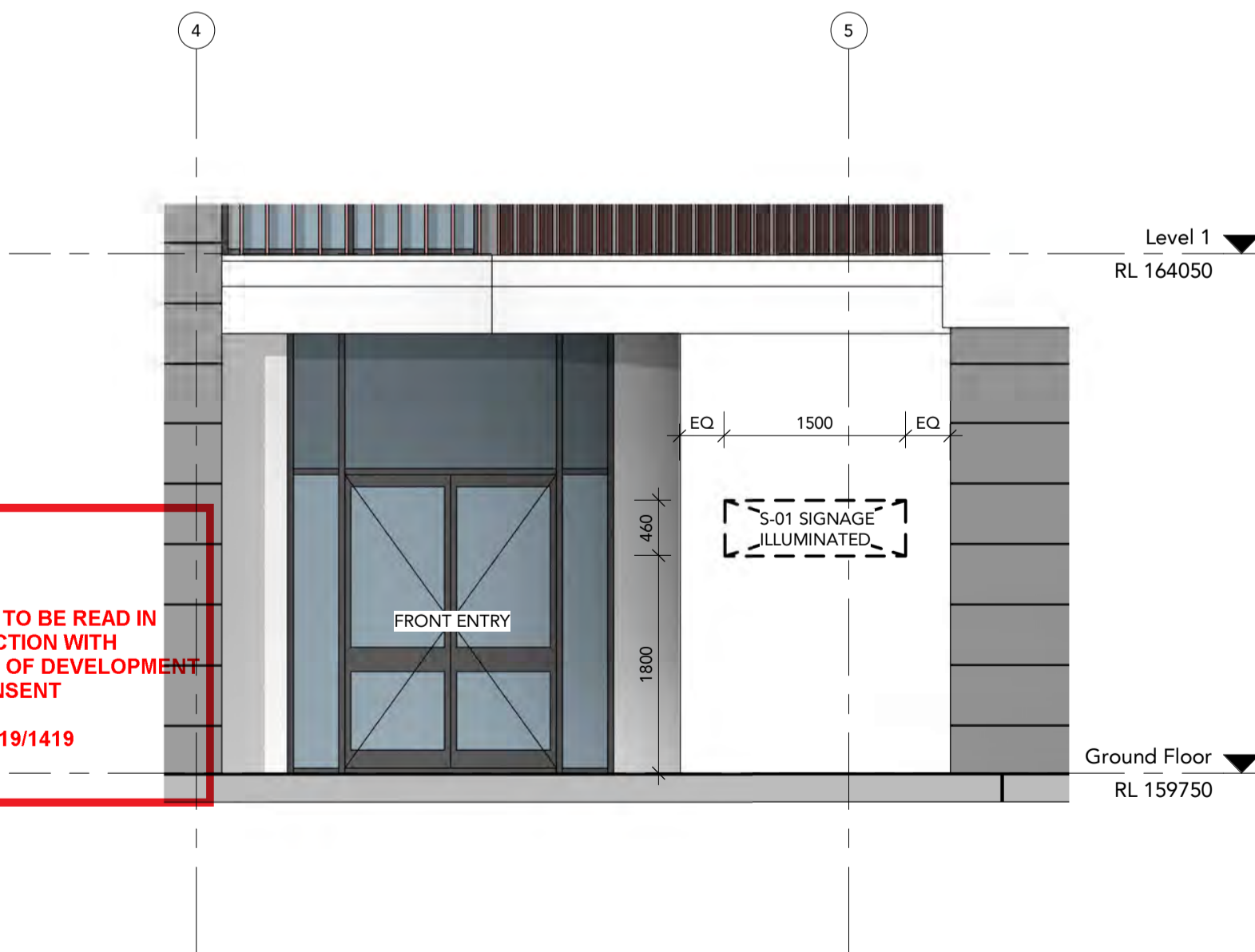
2 South Elevation - Signage
Scale: 1 : 50



S-01 SIGNAGE - ILLUMINATED LOGO, IN WHITE 1500Wx460Hmm
S-02 SIGNAGE - ILLUMINATED LOGO, IN WHITE 4000Wx1225Hmm



S-03 SIGNAGE - BUSINESS PARK
BUILDING NUMBER



3 West Elevation - Signage
Scale: 1 : 50

 **northern
beaches
council**

**THIS PLAN IS TO BE READ IN
CONJUNCTION WITH
THE CONDITIONS OF DEVELOPMENT
CONSENT**

DA2019/1419

DRAWING STATUS:		
DEVELOPMENT APPLICATION		
Rev	Revision Description	Date
1	Draft DA Issue	30.08.19
2	ISSUE FOR DA	05.09.19
3	REISSUE FOR DA	27.11.19
4	ISSUE FOR DA	04.12.19

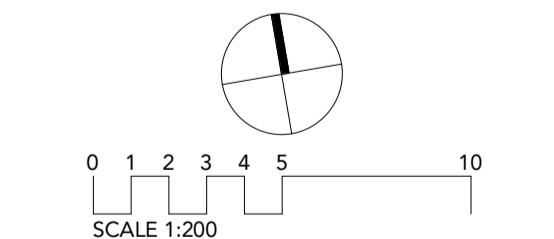
©Copyright Team 2 Architects
This drawing is protected by copyright. All rights are reserved. Unless permitted under the Copyright Act 1968, no part of this drawing may in any form or by any means be reproduced, published, broadcast or transmitted without the prior written permission of the copyright owner. Please Note: If the status of this drawing is not signed off For Construction it may be subject to change, alteration or amendment at the discretion of Team 2 Architects. If so, Team 2 Architects is not liable for any loss, damage, harm or injury whether special, consequential, direct or indirect, suffered by you or any other person as a result of your use of this drawing for construction purposes.

DRAWING LEGEND:
1. Architectural drawings shall be read in conjunction with other consultant drawings and specifications. Any discrepancies shall be referred to team 2 architects before proceeding with work.
2. All dimensions and levels are in millimeters unless noted otherwise. No dimension shall be obtained by scaling the drawing.
3. All dimensions to be checked on site with any discrepancies referred to team 2 architects before proceeding with work.
4. All work to be carried out in accordance with the requirements of the principal certifying authority, current ncc & Australian standards.

**NOTE: EASEMENTS SUBJECT TO
FINAL SURVEY**

Client
GenesisCare
11/41-43 Bourke Rd
Alexandria NSW 2015

Builder
Erilyan
1/27 Hotham Parade
Artarmon NSW 2064



TEAM 2
ARCHITECTS
SYDNEY 701/1 Chandos Street, Suite 204/9-11 Claremont Street, St Leonards NSW 2065
T: +61 2 9437 3166 E: info@team2.com.au Reg NSW: 9940
MELBOURNE South Yarra VIC 3141
ABN: 72 104 833 507 Reg Vic: 19340

Project Maui Oncology
Warringah Road & Wakehurst
Parkway

Title
FLOOR PLAN - SIGNAGE

Project #	Scale	Doc.	Clk.
856	As	0A1	Autho
Drawings #:	indicated	Rev:	

DA-120 **4**



1 North Elevation
Scale: 1 : 100



2 East Elevation
Scale: 1 : 100



DRAWING STATUS:		
DEVELOPMENT APPLICATION		
Rev	Revision Description	Date
1	Preliminary DA Issue	23.08.19
2	Draft DA Issue	30.08.19
3	ISSUE FOR DA	05.09.19
4	ISSUE FOR DA	04.12.19

©Copyright Team 2 Architects
This drawing is protected by copyright. All right are reserved. Unless permitted under the Copyright Act 1968, No part of this drawing may in any form or by any means be reproduced, published, broadcast or transmitted without the prior written permission of the copyright owner. Please Note: If the status of this drawing is not signed off For Construction it may be subject to change, alteration or amendment at the discretion of Team 2 Architects. If so, Team 2 Architects is not liable for any loss, damage, harm or injury whether special, consequential, direct or indirect, suffered by you or any other person as a result of your use of this drawing for construction purposes.

DRAWING LEGEND:
1. Architectural drawings shall be read in conjunction with other consultant drawings and specifications. Any discrepancies shall be referred to team 2 architects before proceeding with work.
2. All dimensions and levels are in millimeters unless noted otherwise. No dimension shall be obtained by scaling the drawing.
3. All dimensions to be checked on site with any discrepancies referred to team 2 architects before proceeding with work.
4. All work to be carried out in accordance with the requirements of the principal certifying authority, current ncc & australian standards.

Client
GenesisCare
11/41-43 Bourke Rd
Alexandria NSW 2015

Builder
Erilyan
1/27 Hotham Parade
Artarmon NSW 2064

0 1 2 3 4 5
SCALE 1:100

TEAM 2
ARCHITECTS
SYDNEY 701/1 Chandos Street, Suite 204/9-11 Claremont Street, St Leonards NSW 2065
T: + 61 2 9437 3166 E: info@team2.com.au Reg NSW: 9940
MELBOURNE South Yarra VIC 3141
ABN: 72 104 833 507 Reg Vic: 19340

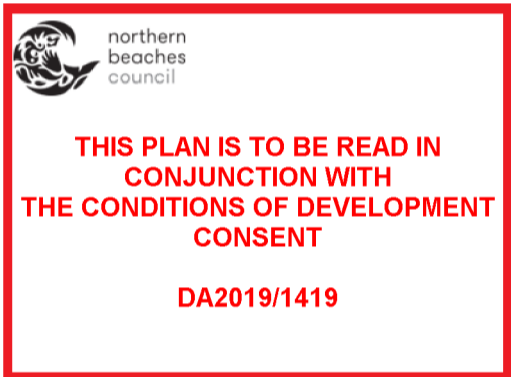
Project Maui Oncology
Warringah Road & Wakehurst
Parkway

ELEVATIONS - SHEET 1

Project #	Scale	Doc	Clid
856	1 : 100	0A1	Autochecker
Drawing #:		Rev:	

DA-200

4

[illegible]

©Copyright Team 2 Architects
This drawing is protected by copyright. All right are reserved. Unless permitted under the Copyright Act 1988. No part of this drawing may in any form or by any means be reproduced, published, broadcast or transmitted without the prior written permission of the copyright owner. Please Note: If the status of this drawing is not signed off For Construction it may be subject to change, alteration or amendment at the discretion of Team 2 Architects. If so, Team 2 Architects is not liable for any loss, damage, harm or injury whether special, consequential, direct or indirect, suffered by you or any other person as a result of your use of this drawing for construction purposes.

DRAWING LEGEND:

1. Architectural drawings shall be read in conjunction with other consultant drawings and specifications. Any discrepancies shall be referred to team 2 architects before proceeding with work.
2. All dimensions and levels are in millimeters unless noted otherwise. No dimension shall be obtained by scaling the drawing.
3. All dimensions to be checked on site with any discrepancies referred to team 2 architects before proceeding with work.
4. All work to be carried out in accordance with the requirements of the principal certifying authority, current ncc & australia standards.

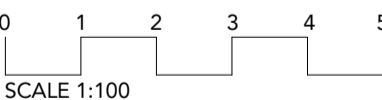
Client

GenesisCare
11/41-43 Bourke Rd
Alexandria NSW 2015

Build

Erilyan

1/27 Hotham Parade
Artarmon NSW 2064



TEAM2

SYDNEY	MELBOURNE
701/1 Chandos Street, St Leonards NSW 2065	Suite 204/9-11 Claremont Street, South Yarra VIC 3141
T: + 61 2 9437 3166	
E: info@team2.com.au	ABN: 72 104 833 507
Reg NSW: 9940	Reg Vic: 19340


Project Maui Oncology
Warringah Road & Wakehurst
Parkway

Title:
ELEVATIONS - SHEET 2

Project #:	Scale:	Dwg:	Cld:
856	1 : 100 @A1	Auth:	Checker:
Drawing #:	Rev:		

DA-201

4



1 South Elevation - Warringah Road Streetscape
Scale: 1 : 200


EXTERNAL FINISHES



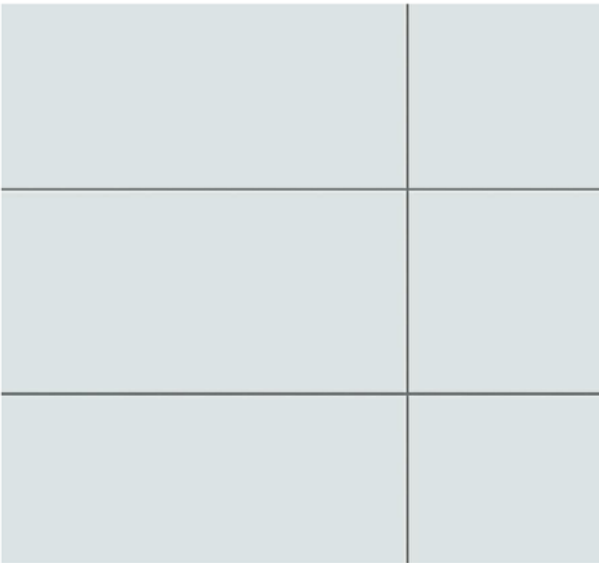
EW-01 VERTICAL LOUVERED GLAZING - TIMBER LOOK



EW-02 DARK GREY PAINT FINISH



EW-03 LIGHT GREY PAINT FINISH



EW-04 WHITE PAINT FINISH



EW-05 DARK GREY LOUVERED SCREEN/ PANELS




EW-06 LIGHT GREY LOUVERED SCREEN



R-01 LIGHT GREY METAL ROOF



ED-01 CURTAIN WALL WITH A MIXTURE OF DARK TINTED GLASS PANELS (GL-01) AND OPAQUE PANELS (GL-02)



ED-02 CURTAIN WALL MATCH NEIGHBOURING BUILDING WITH A MIXTURE OF DARK TINTED GLASS PANELS (GL-01) AND OPAQUE PANELS (GL-02)



DRAWING STATUS:		
DEVELOPMENT APPLICATION		
Rev	Revision Description	Date
1	Draft DA Issue	30.08.19
2	ISSUE FOR DA	05.09.19
3	ISSUE FOR DA	04.12.19
©Copyright Team 2 Architects This drawing is protected by copyright. All right are reserved. Unless permitted under the Copyright Act 1968, No part of this drawing may in any form or by any means be reproduced, published, broadcast or transmitted without the prior written permission of the copyright owner. Please Note if the status of this drawing is not signed off For Construction it may be subject to change, alteration or amendment at the discretion of Team 2 Architects. If so, Team 2 Architects is not liable for any loss, damage, harm or injury whether special, consequential, direct or indirect, suffered by you or any other person as a result of your use of this drawing for construction purposes.		
DRAWING LEGEND:		
1. Architectural drawings shall be read in conjunction with other consultant drawings and specifications. Any discrepancies shall be referred to team 2 architects before proceeding with work. 2. All dimensions and levels are in millimeters unless noted otherwise. No dimension shall be obtained by scaling the drawing. 3. All dimensions to be checked on site with any discrepancies referred to team 2 architects before proceeding with work. 4. All work to be carried out in accordance with the requirements of the principal certifying authority, current ncc & Australian standards.		

Client
GenesisCare
11/41-43 Bourke Rd
Alexandria NSW 2015

Builder
Erilyan
1/27 Hotham Parade
Artarmon NSW 2064

0 1 2 3 4 5 10
SCALE 1:200

TEAM 2
ARCHITECTS

SYDNEY
701/1 Chandos Street,
St Leonards NSW 2065
T: + 61 2 9437 3166
E: info@team2.com.au
Reg NSW: 9940

MELBOURNE
Suite 204/9-11 Claremont Street,
South Yarra VIC 3141
ABN: 72 104 833 507
Reg Vic: 19340

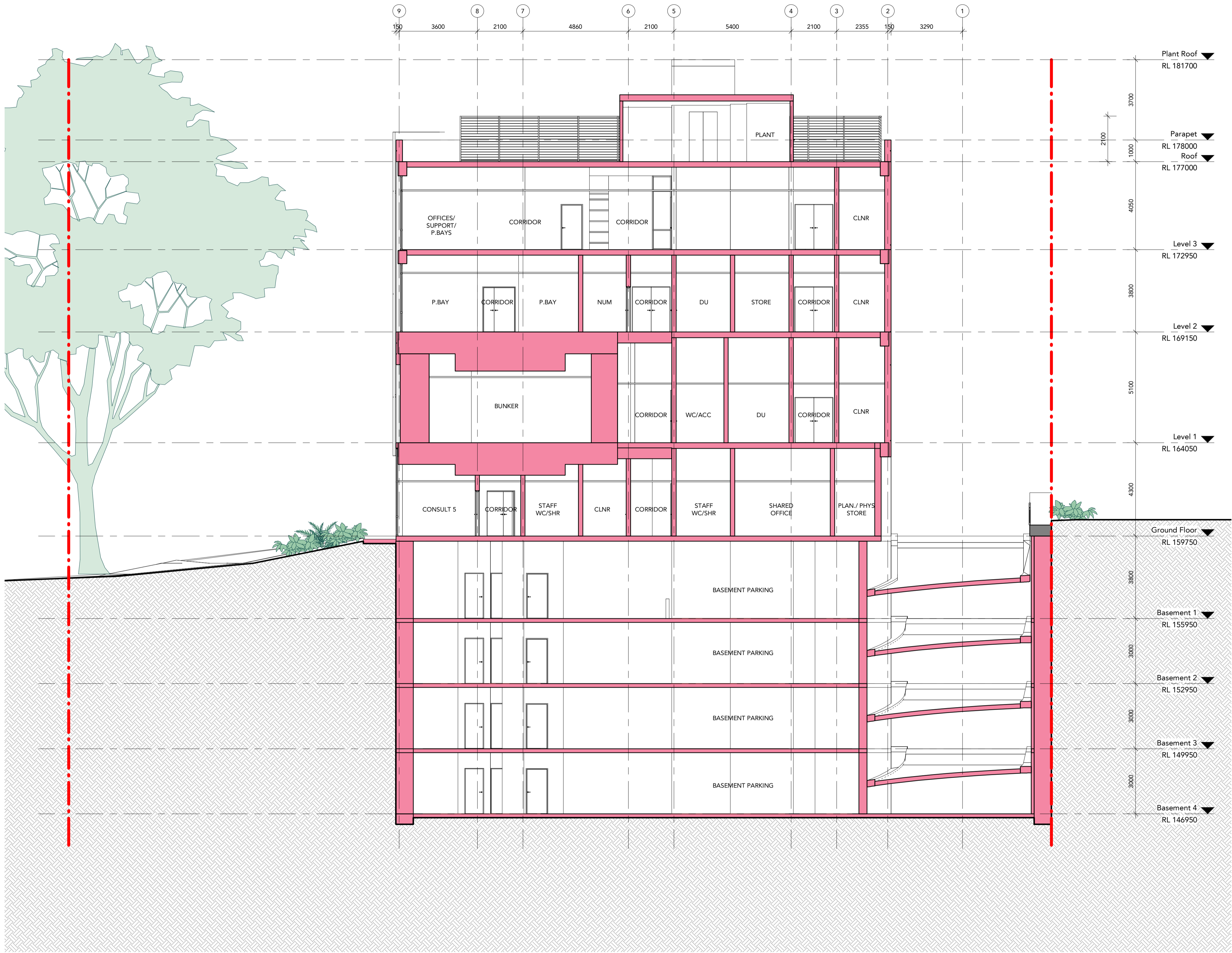
Project Maui Oncology
Warringah Road & Wakehurst
Parkway

Title:
ELEVATIONS - SHEET 3

Project #	Scale	Doc	Clk
856	1 : 200	0A1	Autho
Drawing #		Rev	

DA-202

3



1 Section 1
Scale: 1 : 100

NOTE:
IN REGARDS TO THE FL'S PLEASE REFER TO STATEMENT OF ENVIRONMENTAL EFFECTS

 **northern
beaches
council**

**THIS PLAN IS TO BE READ IN
CONJUNCTION WITH
THE CONDITIONS OF DEVELOPMENT
CONSENT**

DA2019/1419

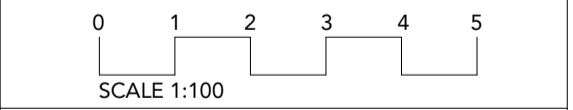
DRAWING STATUS:		
DEVELOPMENT APPLICATION		
Rev	Revision Description	Date
1	Issue for Information	28.08.19
2	Draft DA Issue	30.08.19
3	ISSUE FOR DA	05.09.19
4	ISSUE FOR DA	04.12.19
5	REISSUE FOR DA	09.12.19

©Copyright Team 2 Architects
This drawing is protected by copyright. All right are reserved. Unless permitted under the Copyright Act 1968, No part of this drawing may in any form or by any means be reproduced, published, broadcast or transmitted without the prior written permission of the copyright owner. Please Note if the status of this drawing is not signed off For Construction it may be subject to change, alteration or amendment at the discretion of Team 2 Architects. If so, Team 2 Architects is not liable for any loss, damage, harm or injury whether special, consequential, direct or indirect, suffered by you or any other person as a result of your use of this drawing for construction purposes.

- DRAWING LEGEND:
1. Architectural drawings shall be read in conjunction with other consultant drawings and specifications. Any discrepancies shall be referred to team 2 architects before proceeding with work.
 2. All dimensions and levels are in millimeters unless noted otherwise. No dimension shall be obtained by scaling the drawing.
 3. All dimensions to be checked on site with any discrepancies referred to team 2 architects before proceeding with work.
 4. All work to be carried out in accordance with the requirements of the principal certifying authority, current ncc & Australian standards.

Client
GenesisCare
11/41-43 Bourke Rd
Alexandria NSW 2015

Builder
Erilyan
1/27 Hotham Parade
Artarmon NSW 2064



TEAM 2
ARCHITECTS
SYDNEY 701/1 Chandos Street,
St Leonards NSW 2065
T: + 61 2 9437 3166
E: info@team2.com.au
Reg NSW: 9940
MELBOURNE Suite 204/9-11 Claremont Street,
South Yarra VIC 3141
ABN: 72 104 833 507
Reg Vic: 19340

Project
**Project Maui Oncology
Warringah Road & Wakehurst
Parkway**

Title
SECTIONS - SHEET 1

Project #	Scale	Drawn	Checked
856	1 : 100	DA1	Autho
Drawing #		Author	Checker

DA-300 **5**

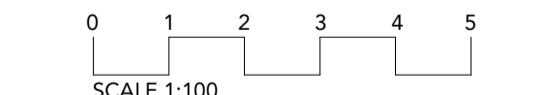
DRAWING STATUS:		
DEVELOPMENT APPLICATION		
Rev	Revision Description	Date
1	Issue for Information	28.08.19
2	Draft DA Issue	30.08.19
3	ISSUE FOR DA	05.09.19
4	ISSUE FOR DA	04.12.19
5	REISSUE FOR DA	09.12.19

©Copyright Team 2 Architects
This drawing is protected by copyright. All right are reserved. Unless permitted under the Copyright Act 1968, No part of this drawing may in any form or by any means be reproduced, published, broadcast or transmitted without the prior written permission of the copyright owner. Please Note: If the status of this drawing is not signed off For Construction it may be subject to change, alteration or amendment at the discretion of Team 2 Architects. If so, Team 2 Architects is not liable for any loss, damage, harm or injury whether special, consequential, direct or indirect, suffered by you or any other person as a result of your use of this drawing for construction purposes.

DRAWING LEGEND:
1. Architectural drawings shall be read in conjunction with other consultant drawings and specifications. Any discrepancies shall be referred to team 2 architects before proceeding with work.
2. All dimensions and levels are in millimeters unless noted otherwise. No dimension shall be obtained by scaling the drawing.
3. All dimensions to be checked on site with any discrepancies referred to team 2 architects before proceeding with work.
4. All work to be carried out in accordance with the requirements of the principal certifying authority, current ncc & australian standards.

Client
GenesisCare
11/41-43 Bourke Rd
Alexandria NSW 2015

Builder
Erilyan
1/27 Hotham Parade
Artarmon NSW 2064



TEAM 2
ARCHITECTS
SYDNEY 701/1 Chandos Street,
St Leonards NSW 2065
T: + 61 2 9437 3166
E: info@team2.com.au
Reg NSW: 9940

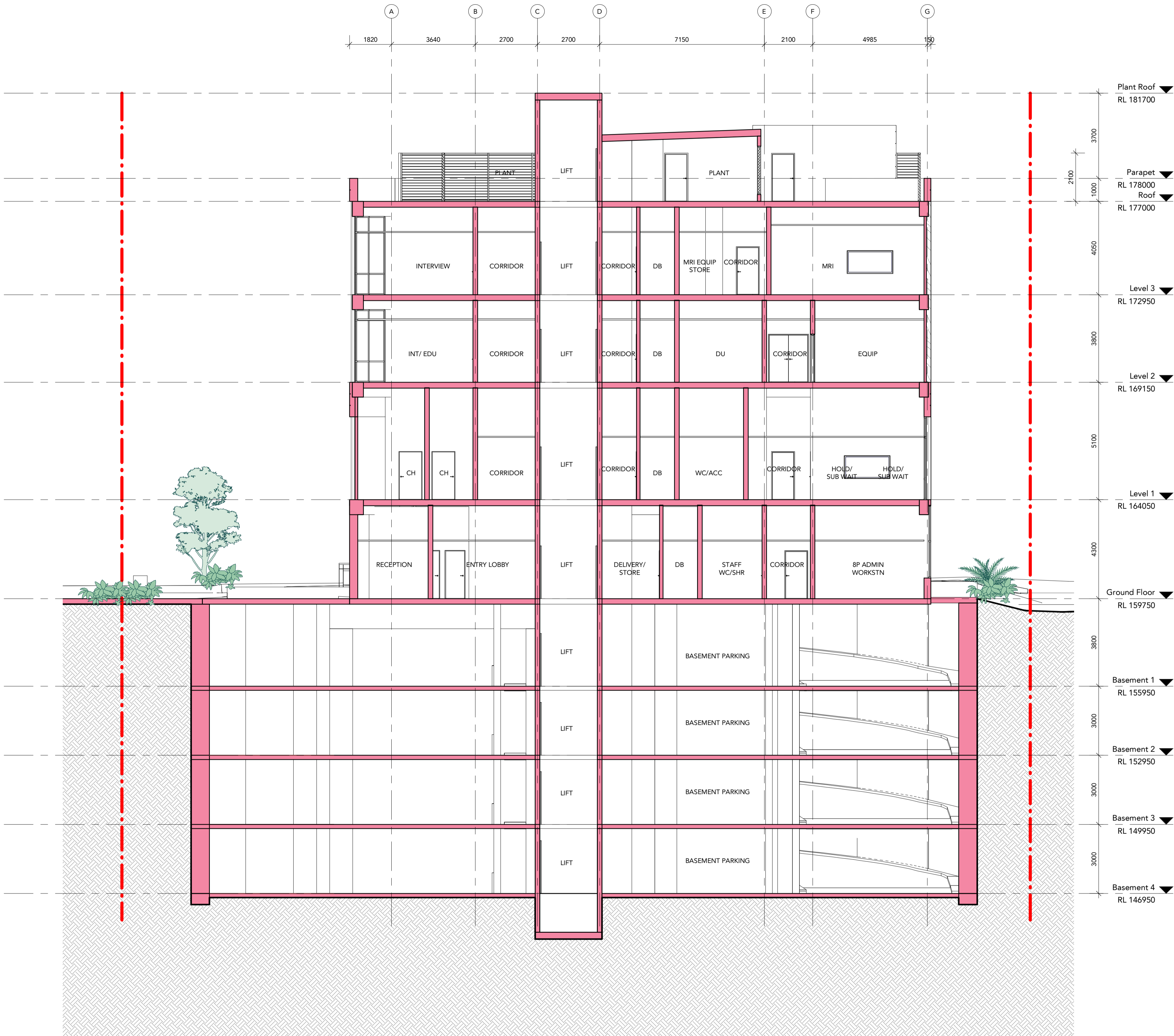
MELBOURNE Suite 204/9-11 Claremont Street,
South Yarra VIC 3141
ABN: 72 104 833 507
Reg Vic: 19340

Project Maui Oncology
Warringah Road & Wakehurst
Parkway

SECTIONS - SHEET 2

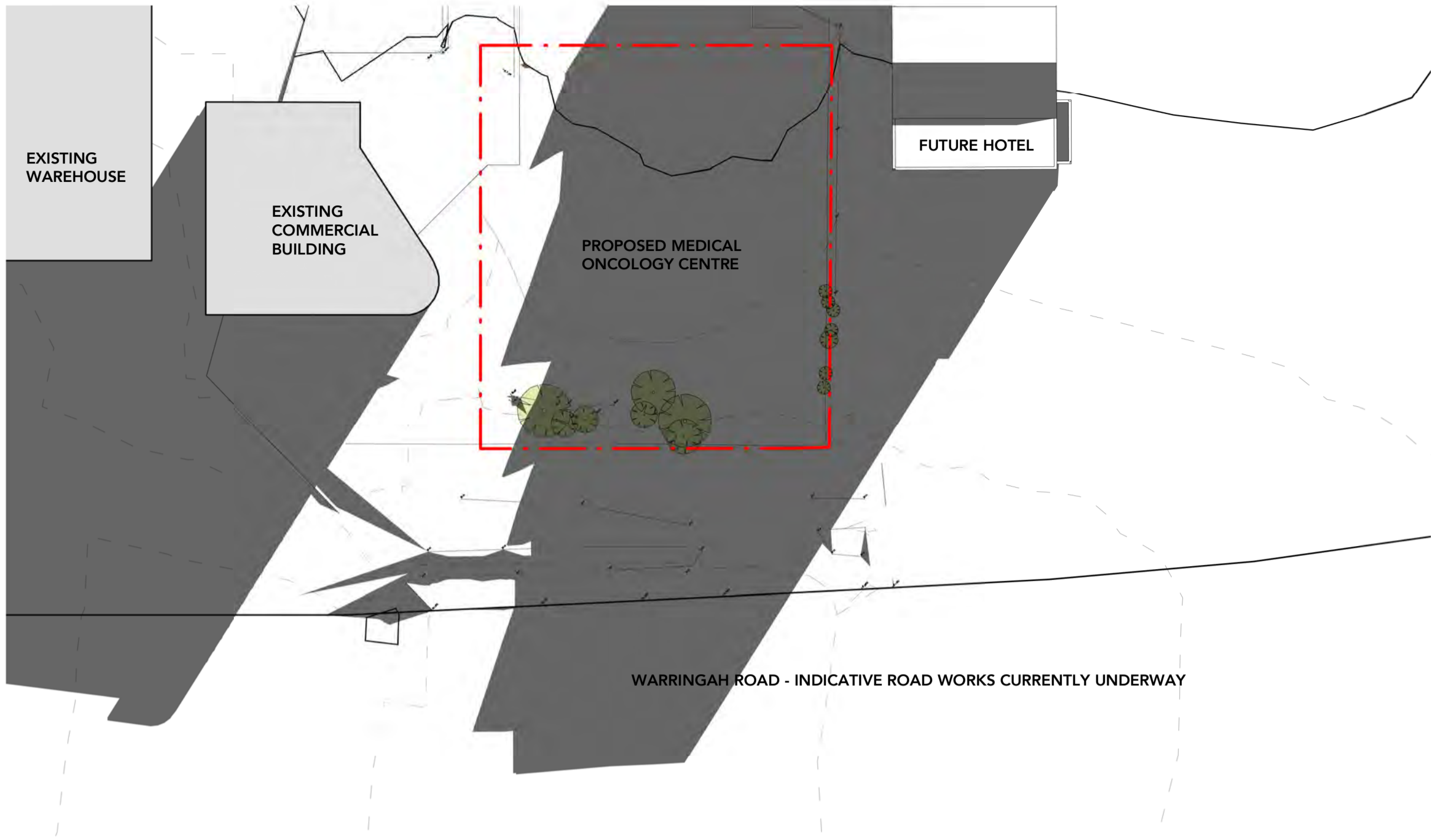
Project #	Scale	Doc	Clk
856	1 : 100	04/1	Auto
Drawing #	Author	Checker	

DA-301 5

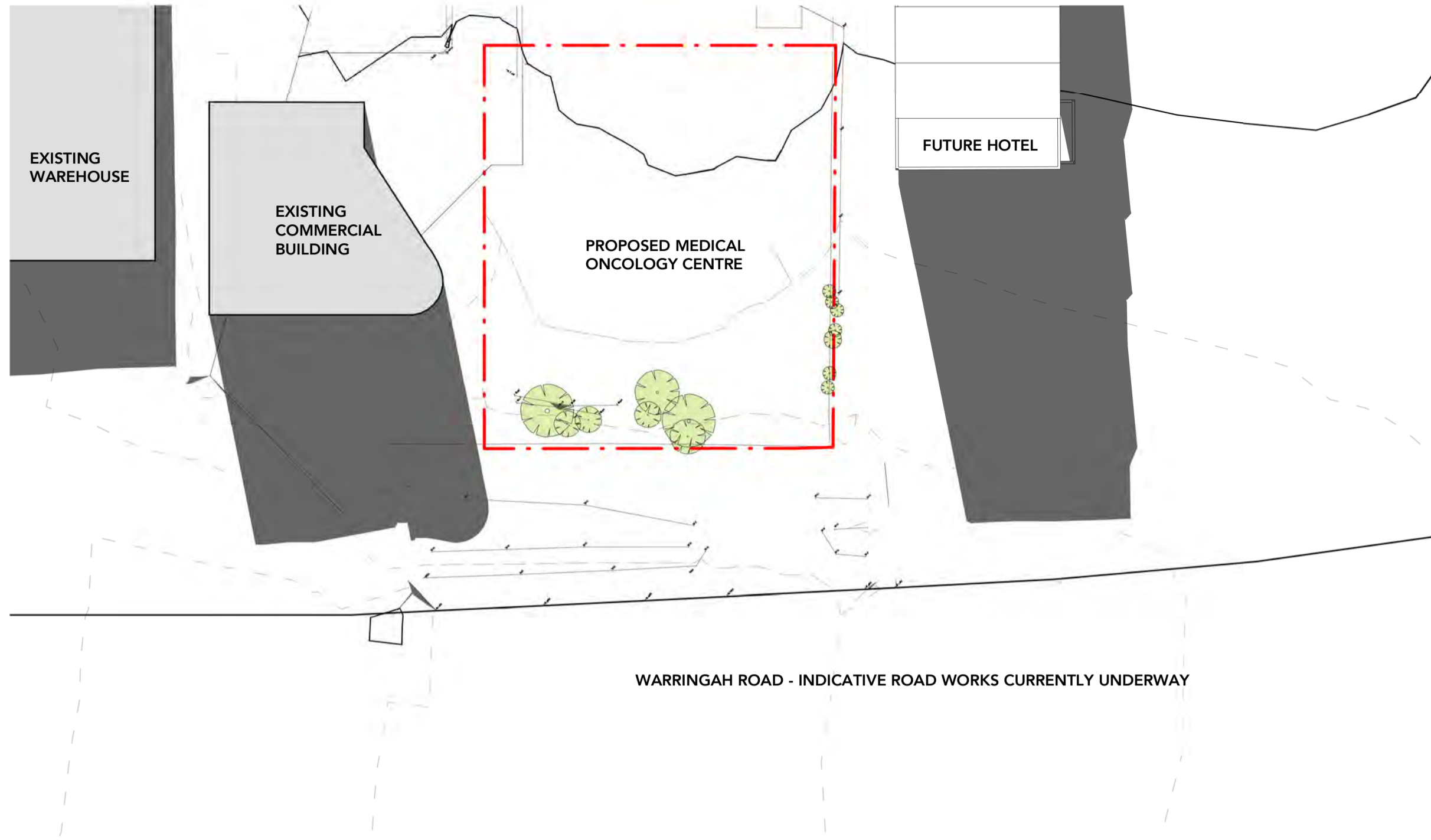


1 Section 2
Scale: 1 : 100

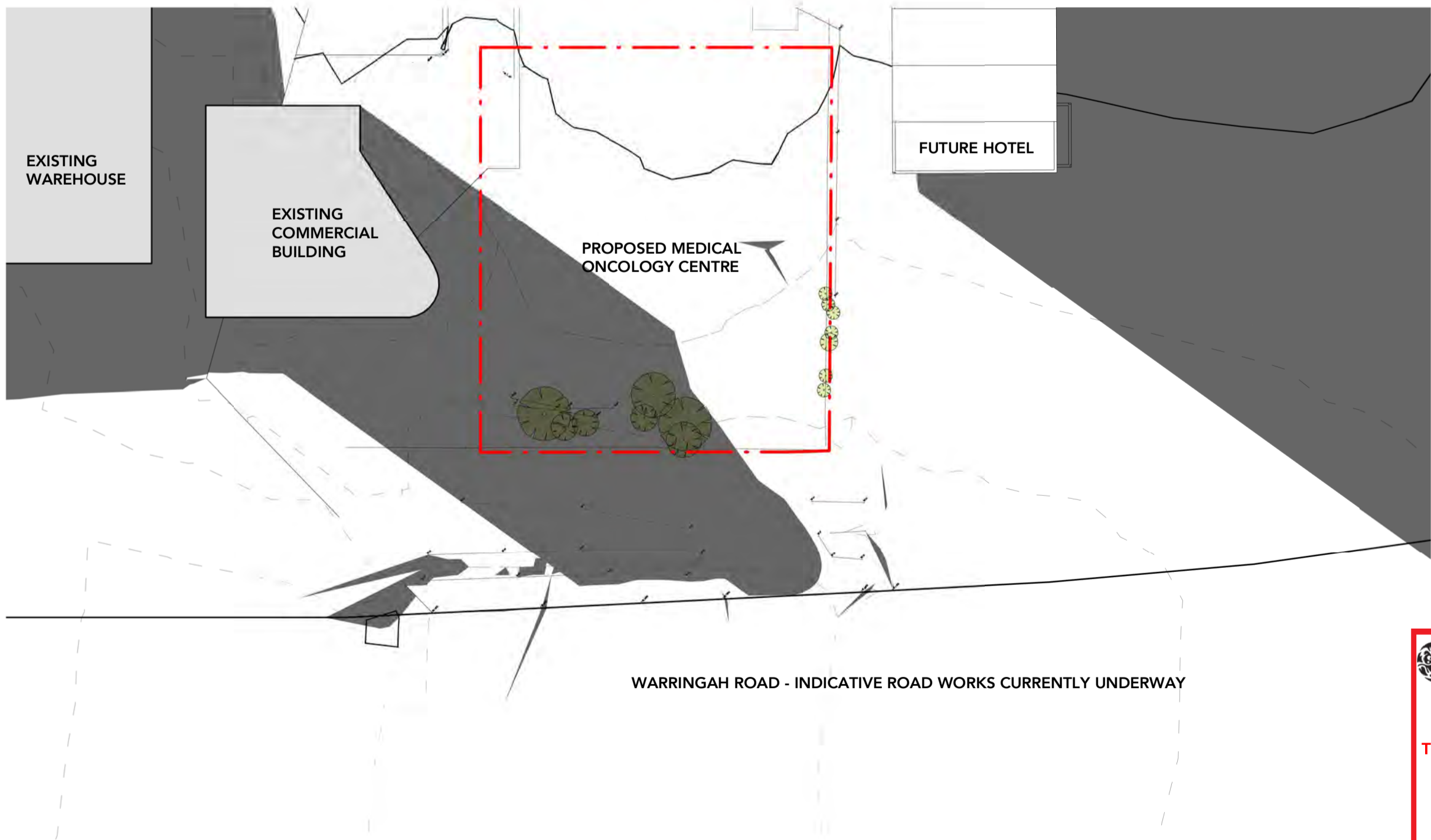
NOTE:
IN REGARDS TO THE FL'S PLEASE REFER TO STATEMENT OF ENVIRONMENTAL EFFECTS



1 Shadow Diagram - 21st June 9am Existing
N.T.S



2 Shadow Diagram - 21st June 12pm Existing
N.T.S



3 Shadow Diagram - 21st June 3pm Existing
N.T.S

 northern
beaches
council

THIS PLAN IS TO BE READ IN
CONJUNCTION WITH
THE CONDITIONS OF DEVELOPMENT
CONSENT

DA2019/1419

DRAWING STATUS:

DEVELOPMENT APPLICATION

Rev	Revision Description	Date
1	Draft DA Issue	30.08.19
2	ISSUE FOR DA	05.09.19
3	ISSUE FOR DA	04.12.19

©Copyright Team 2 Architects
This drawing is protected by copyright. All right are reserved. Unless permitted under the Copyright Act 1968, No part of this drawing may in any form or by any means be reproduced, published, broadcast or transmitted without the prior written permission of the copyright owner. Please Note if the status of this drawing is not signed off For Construction it may be subject to change, alteration or amendment at the discretion of Team 2 Architects. If so, Team 2 Architects is not liable for any loss, damage, harm or injury whether special, consequential, direct or indirect, suffered by you or any other person as a result of your use of this drawing for construction purposes.

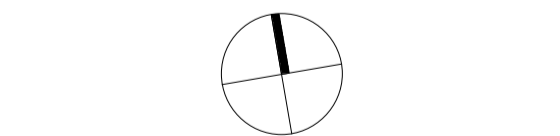
DRAWING LEGEND:

1. Architectural drawings shall be read in conjunction with other consultant drawings and specifications. Any discrepancies shall be referred to team 2 architects before proceeding with work.
2. All dimensions and levels are in millimeters unless noted otherwise. No dimension shall be obtained by scaling the drawing.
3. All dimensions to be checked on site with any discrepancies referred to team 2 architects before proceeding with work.
4. All work to be carried out in accordance with the requirements of the principal certifying authority, current ncc & Australian standards.

NOTE: EASEMENTS SUBJECT TO
FINAL SURVEY

Client
GenesisCare
11/41-43 Bourke Rd
Alexandria NSW 2015

Builder
Erilyan
1/27 Hotham Parade
Artarmon NSW 2064



TEAM 2
ARCHITECTS

SYDNEY 701/1 Chandos Street,
St Leonards NSW 2065
T: + 61 2 9437 3166
E: info@team2.com.au
Reg NSW: 9940

MELBOURNE Suite 204/9-11 Claremont Street,
South Yarra VIC 3141
ABN: 72 104 833 507
Reg Vic: 19340

Project Maui Oncology
Warringah Road & Wakehurst
Parkway

Title:
SHADOW STUDIES - SHEET 1

Project # 856 Scale 1 : 500 @A1

Drawing # DA-800

Author checker
3



IMAGE 1 - VIEW FROM WARRINGAH ROAD
NOTE: EXISTING AND FUTURE BUILDINGS AND FINISHES ARE INDICATIVE BASED ON INFORMATION AVAILABLE



IMAGE 2 - VIEW FROM BUSINESS PARK
NOTE: EXISTING AND FUTURE BUILDINGS AND FINISHES ARE INDICATIVE BASED ON INFORMATION AVAILABLE



northern
beaches
council

THIS PLAN IS TO BE READ IN
CONJUNCTION WITH
THE CONDITIONS OF DEVELOPMENT
CONSENT

DA2019/1419

DRAWING STATUS:		
DEVELOPMENT APPLICATION		
Rev	Revision Description	Date
1	Draft DA Issue	30.08.19
2	ISSUE FOR DA	05.09.19
3	REISSUE FOR DA	06.09.19
4	ISSUE FOR DA	04.12.19

©Copyright Team 2 Architects
This drawing is protected by copyright. All right are reserved. Unless permitted under the Copyright Act 1968. No part of this drawing may in any form or by any means be reproduced, published, broadcast or transmitted without the prior written permission of the copyright owner. Please Note if the status of this drawing is not signed off For Construction it may be subject to change, alteration or amendment at the discretion of Team 2 Architects. If so, Team 2 Architects is not liable for any loss, damage, harm or injury whether special, consequential, direct or indirect, suffered by you or any other person as a result of your use of this drawing for construction purposes.

DRAWING LEGEND:

1. Architectural drawings shall be read in conjunction with other consultant drawings and specifications. Any discrepancies shall be referred to team 2 architects before proceeding with work.
2. All dimensions and levels are in millimeters unless noted otherwise. No dimension shall be obtained by scaling the drawing.
3. All dimensions to be checked on site with any discrepancies referred to team 2 architects before proceeding with work.
4. All work to be carried out in accordance with the requirements of the principal certifying authority, current ncc & australian standards.



PHOTOMONTAGE - VIEW 1 FROM WARRINGAH ROAD
NOTE: EXISTING AND FUTURE BUILDINGS AND FINISHES ARE INDICATIVE BASED ON INFORMATION AVAILABLE



PHOTOMONTAGE - VIEW 2 FROM WARRINGAH ROAD
NOTE: EXISTING AND FUTURE BUILDINGS AND FINISHES ARE INDICATIVE BASED ON INFORMATION AVAILABLE



northern
beaches
council

THIS PLAN IS TO BE READ IN
CONJUNCTION WITH
THE CONDITIONS OF DEVELOPMENT
CONSENT

DA2019/1419

DRAWING STATUS:		
DEVELOPMENT APPLICATION		
Rev	Revision Description	Date
1	Draft DA Issue	30.08.19
2	ISSUE FOR DA	05.09.19
3	REISSUE FOR DA	06.09.19
4	ISSUE FOR DA	04.12.19

©Copyright Team 2 Architects
This drawing is protected by copyright. All right are reserved. Unless permitted under the Copyright Act 1968, No part of this drawing may in any form or by any means be reproduced, published, broadcast or transmitted without the prior written permission of the copyright owner. Please Note if the status of this drawing is not signed off For Construction it may be subject to change, alteration or amendment at the discretion of Team 2 Architects. If so, Team 2 Architects is not liable for any loss, damage, harm or injury whether special, consequential, direct or indirect, suffered by you or any other person as a result of your use of this drawing for construction purposes.

DRAWING LEGEND:

1. Architectural drawings shall be read in conjunction with other consultant drawings and specifications. Any discrepancies shall be referred to team 2 architects before proceeding with work.
2. All dimensions and levels are in millimeters unless noted otherwise. No dimension shall be obtained by scaling the drawing.
3. All dimensions to be checked on site with any discrepancies referred to team 2 architects before proceeding with work.
4. All work to be carried out in accordance with the requirements of the principal certifying authority, current ncc & australian standards.

Client
GenesisCare
11/41-43 Bourke Rd
Alexandria NSW 2015

Builder
Erilyan
1/27 Hotham Parade
Artarmon NSW 2064

TEAM 2
ARCHITECTS
SYDNEY MELBOURNE
701/1 Chandos Street, Suite 204/9-11 Claremont Street,
St Leonards NSW 2065 South Yarra VIC 3141
T: + 61 2 9437 3166
E: info@team2.com.au ABN: 72 104 833 507
Reg NSW: 9940 Reg Vic: 19340

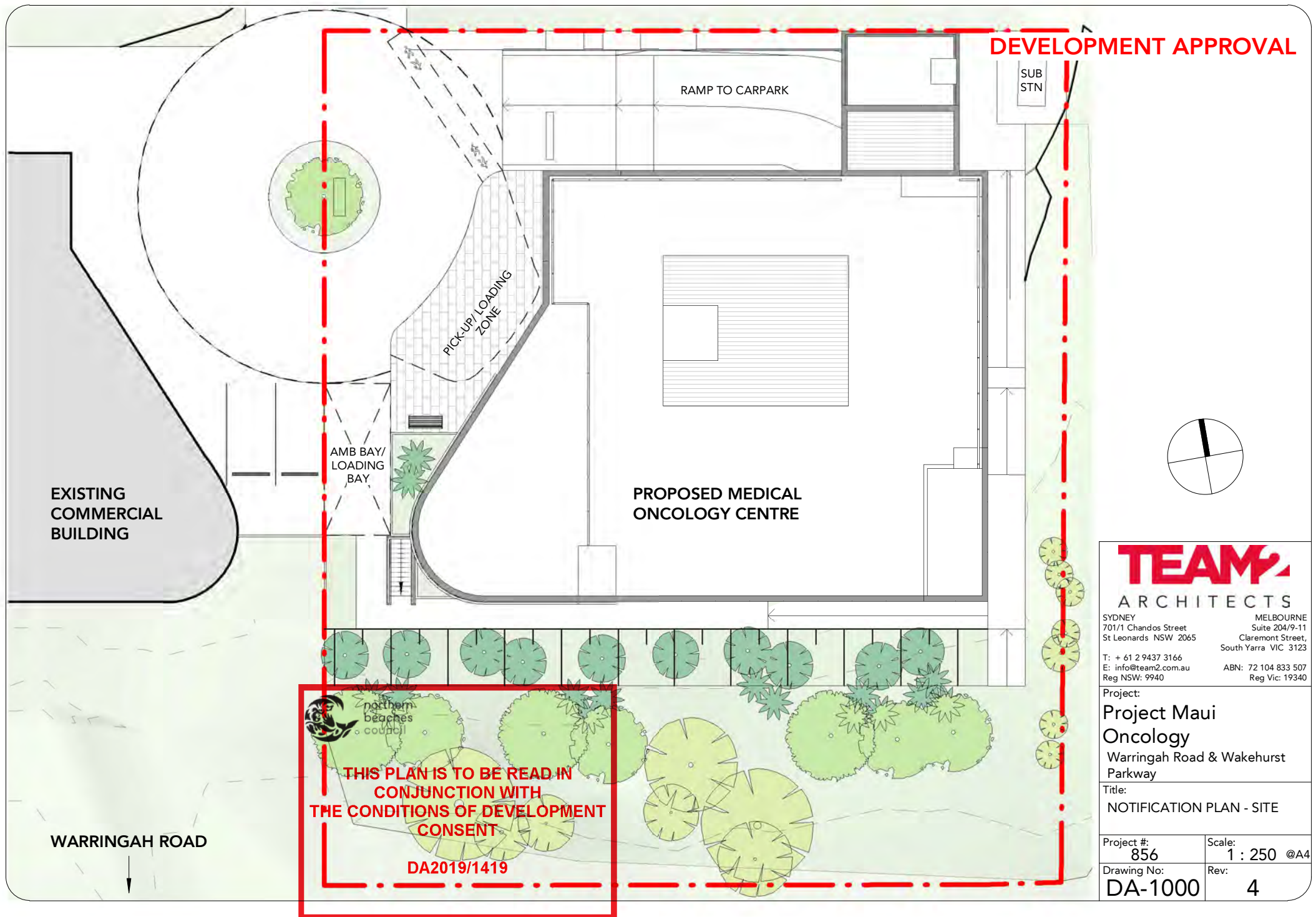
Project Maui Oncology
Warringah Road & Wakehurst
Parkway

Title:
PHOTOMONTAGE

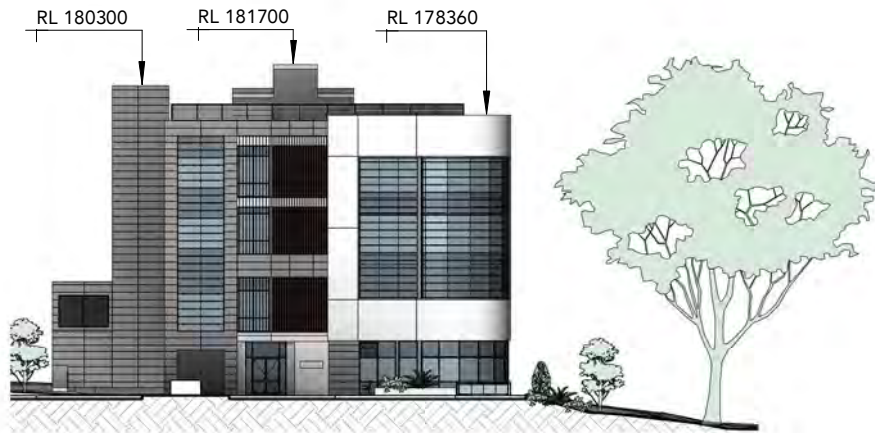
Project #	Scale	Doc	Clk
856		@A1	Author
Drawing #	Rev	Author	Checker

DA-901


4



DEVELOPMENT APPROVAL



1 Notification - West Elevation
Scale: 1 : 500



2 Notification - South Elevation
Scale: 1 : 500

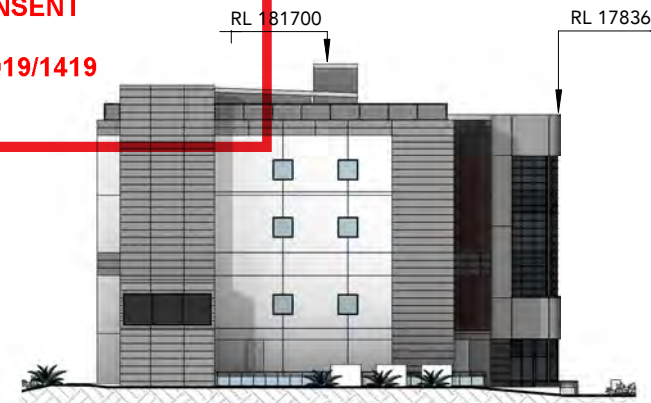


**THIS PLAN IS TO BE READ IN
CONJUNCTION WITH
THE CONDITIONS OF DEVELOPMENT
CONSENT**

DA2019/1419



3 Notification - East Elevation
Scale: 1 : 500



4 Notification - North Elevation
Scale: 1 : 500

TEAM
ARCHITECTS

SYDNEY
701/1 Chandos Street
St Leonards NSW 2065

MELBOURNE
Suite 204/9-11
Claremont Street,
South Yarra VIC 3123

T: + 61 2 9437 3166
E: info@team2.com.au
Reg NSW: 9940

ABN: 72 104 833 507
Reg Vic: 19340

Project:

**Project Maui
Oncology**
Warringah Road & Wakehurst
Parkway

Title:

**NOTIFICATION PLAN -
ELEVATIONS**

Project #:
856

Scale:
1 : 500 @A4

Drawing No:
DA-1001

Rev:
3

Document Transmittal

Project: Project Maui Oncology
Project No.: 856



ARCHITECTS

SYDNEY
701/1 Chandos St
St Leonards NSW 2065
T: 94373166
E: info@team2.com.au

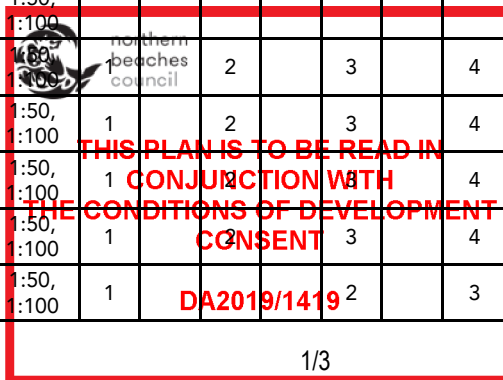
MELBOURNE
Suite 204/9-11 Claremont St
South Yarra VIC 3141
ABN: 72 104 833 507

DATE OF ISSUE

Day	23	28	28	30	30	3	5	6	6	27	4	9							
Month	8	8	8	8	8	9	9	9	9	11	12	12							
Year	19	19	19	19	19	19	19	19	19	19	19	19							
Initials	VM	VM	VM	VM	VM	VM	VM	VM	VM	VM	VM	VM							

DOCUMENTATION LIST

Sheet No.	Sheet Title	Size	Scale	Revision															
DA-000	COVER SHEET	A1	1:50	1	2			3		4	5	5	6	7	8				
DA-010	SITE PLAN - EXISTING	A1	1:100	1				2		3				4	5				
DA-011	SITE PLAN - PROPOSED	A1	1:50, 1:100	1			2	3	4	5			6	7	8				
DA-012	SITE ANALYSIS PLAN	A1	NTS					1		2				3	3				
DA-015	SURVEY PLAN	A1	1:200	1				2		3				4	5				
DA-020	DEMOLITION PLAN	A1	1:50, 1:100					1		2				3	4				
DA-021	EXCAVATION PLAN	A1	1:50, 1:100					1		2				3	4				
DA-030	LANDSCAPE PLAN	A1	NTS					1											
DA-050	ROOF PLAN	A1	1:50, 1:100	1				2		3				4	4				
DA-099	FLOOR PLAN - BASEMENT 4	A1	1:50, 1:100											1	1				
DA-100	FLOOR PLAN - BASEMENT 3	A1	1:50, 1:100				2		3				5	6	6				
DA-101	FLOOR PLAN - BASEMENT 2	A1	1:50, 1:100	1		2		3		4			5	6	6				
DA-102	FLOOR PLAN - BASEMENT 1	A1	1:50, 1:100	1		2		3		4			5	6	6				
DA-103	FLOOR PLAN - GROUND	A1	1:50, 1:100	1		2		3		4			5	6	6				
DA-104	FLOOR PLAN - LEVEL 1	A1	1:50, 1:100	1		2		3		4			4	4					



Sheet No.	Sheet Title	Size	Scale	Revision																			
DA-105	FLOOR PLAN - LEVEL 2	A1	1:50, 1:100	1				2		3				4	4								
DA-106	FLOOR PLAN - LEVEL 3	A1	1:50, 1:100	1				2		3				4	4								
DA-120	FLOOR PLAN - SIGNAGE	A1	1:50, 1:200					1		2			3	4	4								
DA-200	ELEVATIONS - SHEET 1	A1	1:100	1				2		3				4	4								
DA-201	ELEVATIONS - SHEET 2	A1	1:100	1				2		3				4	4								
DA-202	ELEVATIONS - SHEET 3	A1	1:200					1		2				3	3								
DA-300	SECTIONS - SHEET 1	A1	1:100		1			2		3				4	5								
DA-301	SECTIONS - SHEET 2	A1	1:100		1			2		3				4	5								
DA-800	SHADOW STUDIES - SHEET 1	A1	1:500					1		2				3	3								
DA-801	SHADOW STUDIES - SHEET 2	A1	1:500					1							1								
DA-801	SHADOW STUDIES - SHEET 2	A1	1:500					1		2			3	4									
DA-900	3D VIEWS	A1	NTS					1		2	3	3		4	4								
DA-901	PHOTOMONTAGE	A1	NTS					1		2	3	3		4	4								
DA-1000	NOTIFICATION PLAN - SITE	A4	1:250					1		2			3	4	4								
DA-1001	NOTIFICATION PLAN - ELEVATIONS	A4	1:500					1		2				3	3								

REASON FOR ISSUE

P=prelim T=tender C=construction I=information AB=as built CI=check in BA=building application DA=development application SO=sign off	P	P	P	P	P	P	P	DA	DA	DA	DA	DA	DA										
--	---	---	---	---	---	---	---	----	----	----	----	----	----	--	--	--	--	--	--	--	--	--	--



northern
beaches
council

**THIS PLAN IS TO BE READ IN
CONJUNCTION WITH
THE CONDITIONS OF DEVELOPMENT
CONSENT**


DA2019/1419

DISTRIBUTION LIST

Company	Contact	No. of Copies																	
Erilyan	Cooke, Ryan	1	1	1	1	1	1	1	1	1	1	1	1						
Erylian	Curtin, James	1	1	1	1	1	1	1	1	1	1	1	1						

METHOD OF ISSUE

M=mail H=hand C=courier P=pickup E=email AC=aconex F=Fax CD=cd	E	E	E	E	DP E	E	DP	E	E	E	E	DP							
---	---	---	---	---	---------	---	----	---	---	---	---	----	--	--	--	--	--	--	--



northern
beaches
council

**THIS PLAN IS TO BE READ IN
CONJUNCTION WITH
THE CONDITIONS OF DEVELOPMENT
CONSENT**

DA2019/1419

3/3



 northern
beaches
council

THIS PLAN IS TO BE READ IN
CONJUNCTION WITH
THE CONDITIONS OF DEVELOPMENT
CONSENT

DA2019/1419

PROJECT MAUI - ONCOLOGY

LANDSCAPE DEVELOPMENT APPLICATION

DECEMBER 2019

CONTENTS

001. ANALYSIS
002. CONCEPT PLAN
003. SOFTWARES
100. ADDENDUM COVER SHEET
101. LANDSCAPE MASTER PLAN
201. LANDSCAPE DETAILS
301. LANDSCAPE SPECIFICATION

INDIGENOUS ACKNOWLEDGEMENT

Arcadia respectfully acknowledges the Traditional Custodians of the lands upon which the site is located. We acknowledge their unique ability to care for Country and deep spiritual connection to it. We honour Elders past, present and emerging whose knowledge and wisdom has and will ensure the continuation of cultures and traditional practices.



northern
beaches
council

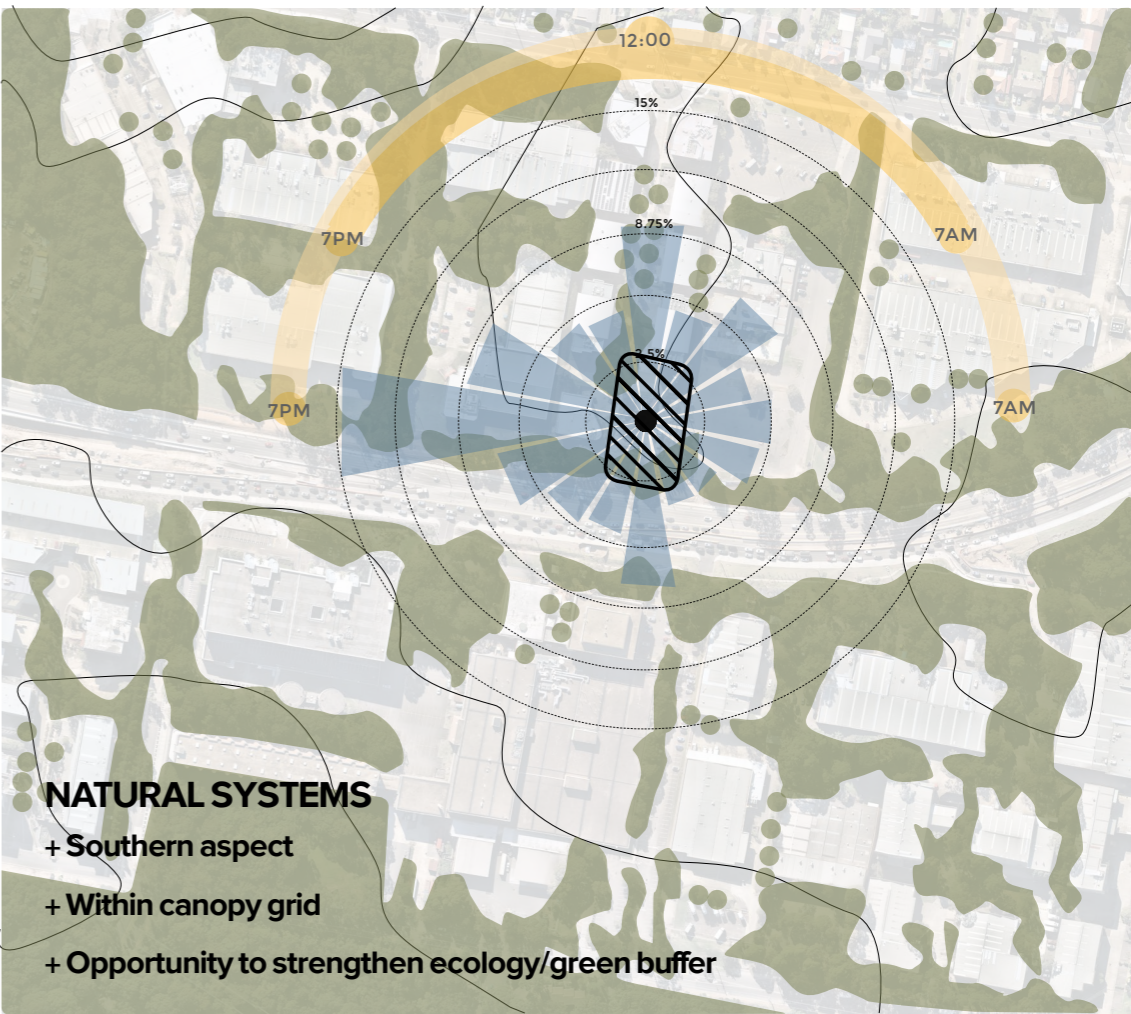
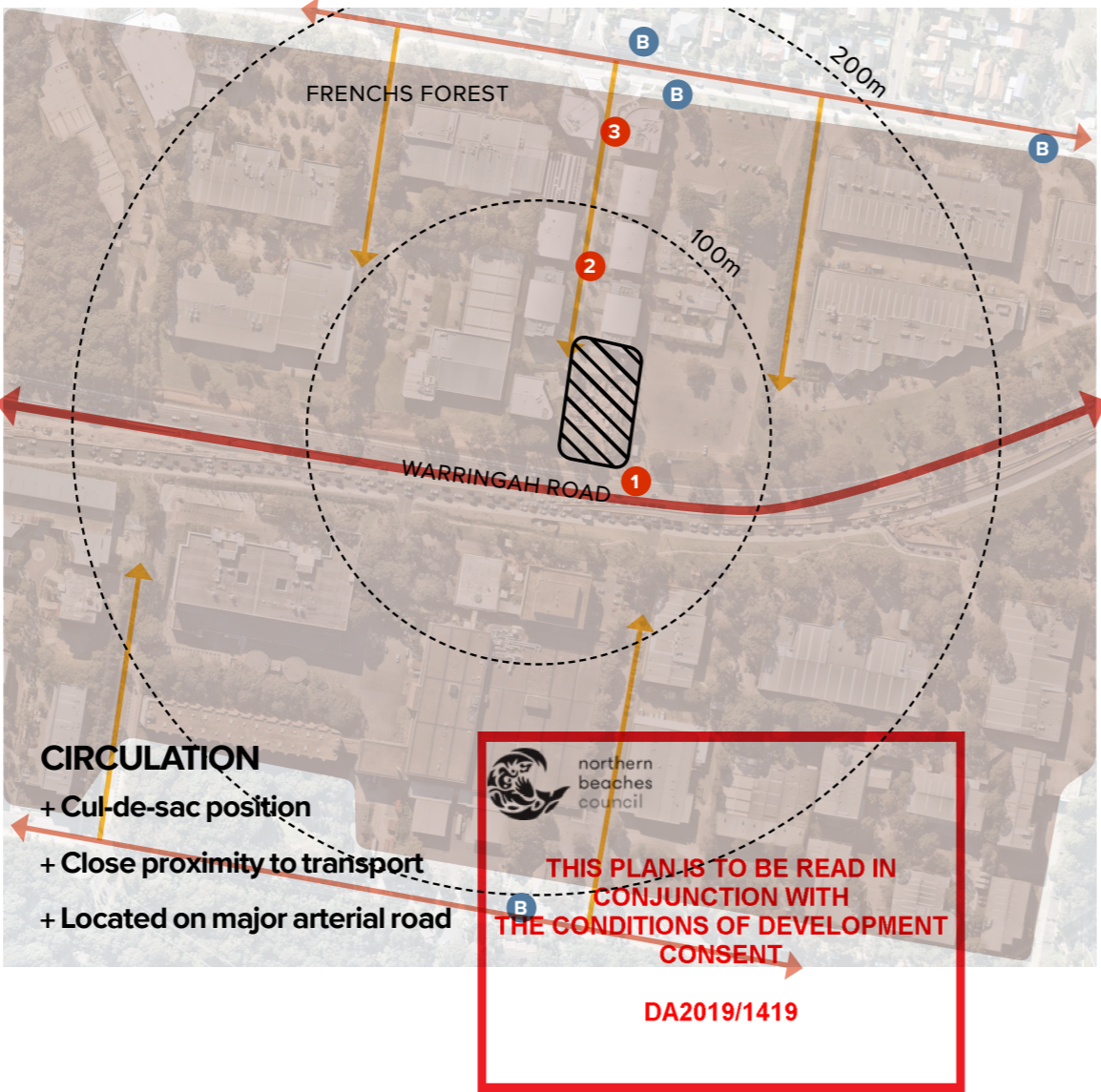

THIS PLAN IS TO BE READ IN
CONJUNCTION WITH
THE CONDITIONS OF DEVELOPMENT
CONSENT

DA2019/1419

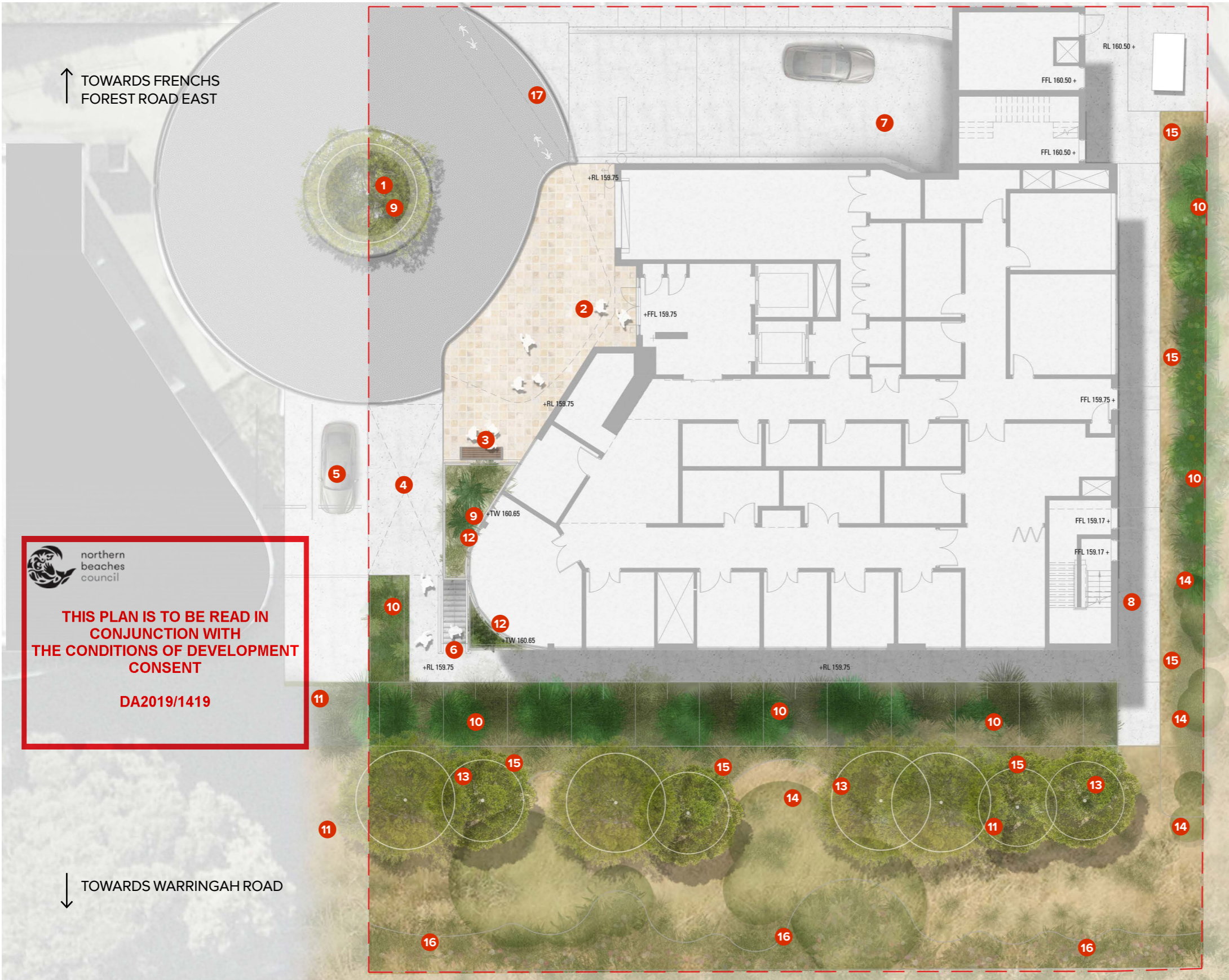
ANALYSIS

Located in Frenchs Forest along Warringah Road, a key transport corridor to the Northern Beaches, the Maui Encology Centre services patients from the nearby Northern Beaches Hospital.

The centre is located within an industrial estate, where the landscape character is tidy, albeit ubiquitous. Sited within a green grid connecting Garigal National Park to Middle Harbour, there is opportunity for the landscape design to strengthen ecological connections.



CONCEPT PLAN



Terminating the access road with feature planting endemic to the Northern Beaches, the landscape concept takes its cues from the surrounding landscape character and provides a well placed setting to work and visit.

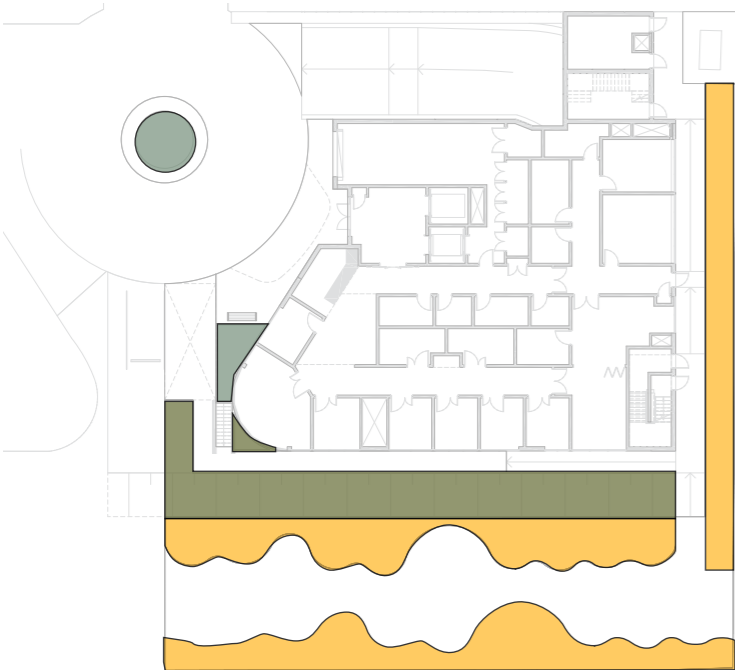
Using local species, the planting palette is hardy, drought tolerant and provides habitat for local species and works to strengthen the green grid within the industrial estate as well as along the Warringah Road corridor.

ELEMENTS

- 1 Feature planting to roundabout
- 2 Entryway and Drop off zone
- 3 Seating opportunity
- 4 Ambulance parking
- 5 Access parking
- 6 Basement access
- 7 Basement driveway
- 8 Rear access
- 9 Street planting
- 10 Buffer screening
- 11 Make good planting
- 12 Raised planters on slab
- 13 Proposed Native Trees
- 14 Existing trees to be retained
- 15 Native matrix planting
- 16 Native matrix grass planting
- 17 Proposed pedestrian crossing

PLANTING PALETTE

PLANTING STRATEGY



- Native Street Planting
- Native Grass Buffer
- Native Shade Tolerant Screening

GRASS BUFFER



STREET PLANTING



SHADE SCREENING



THIS PLAN IS TO BE READ IN
CONJUNCTION WITH
THE CONDITIONS OF DEVELOPMENT
CONSENT

DA2019/1419

GENESIS MAUI

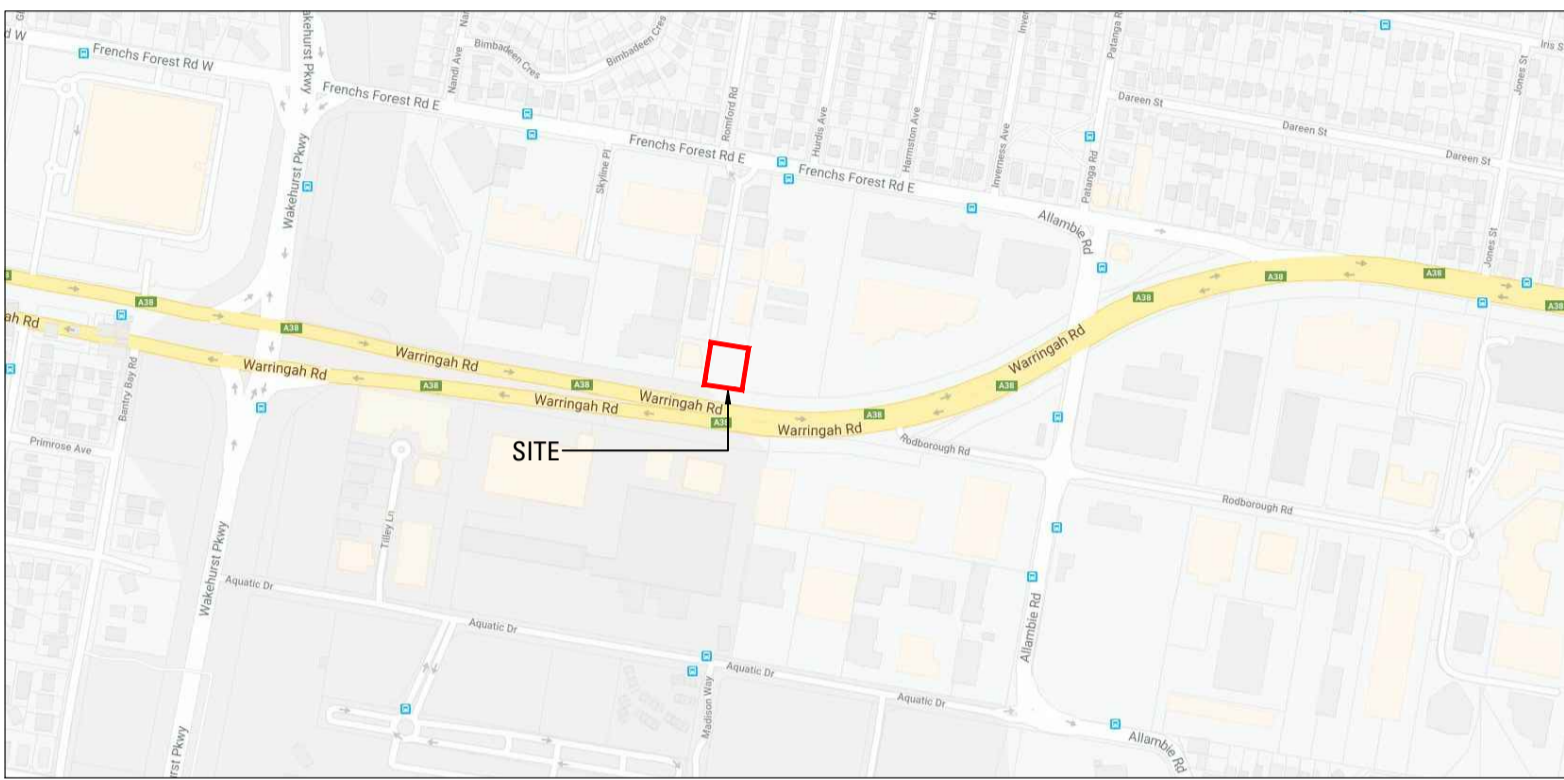
WARRINGAH ROAD & WAKEHURST PARKWAY

DRAWING SCHEDULE

DRAWING NO.	DRAWING TITLE
000	COVER SHEET
101	LANDSCAPE MASTERPLAN
201	LANDSCAPE DETAILS
301	LANDSCAPE SPECIFICATION

LOCATION PLAN

SCALE: NTS



PLANTING SCHEDULE

19-635 GENESIS MAUI PLANT SCHEDULE				
CODE	BOTANIC NAME	COMMON NAME	MATURE SIZE (h x w) (m)	PROPOSED POT SIZE
TREES & PALMS				
Gs	<i>Stenocarpus sinuatus</i>	Firewheel Tree	10 x 4	75L
WS	<i>Waterhousia 'Sweeper'</i>	Weeping Lilly Pilly	10 x 5	75L
SHRUBS & ACCENTS				
Ac	<i>Alpinia caerulea</i>	Native Ginger	2 x 2	200mm
Vj	<i>Viminaria juncea</i>	Australian Broom	5 x 3	200mm
BER	<i>Banksia ericifolia 'Red Rover'</i>	Banksia Red Rover	2 x 1.8	200mm
Gb	<i>Grevillea buxifolia</i>	Grey Spider Flower	2 x 1	200mm
STREET MATRIX 01				
Gs	<i>Grevillea speciosa</i>	Red Spider Flower	1.5 x 1.5	150mm
BBC	<i>Banksia spinulosa 'Birthday Candles'</i>	Birthday Candles Banksia	0.5 x 1	150mm
Ag	<i>Anigozanthos Spp.</i>	Kangaroo Paws	1.5 x 1.5	150mm
Cm	<i>Carpobrotus menziesii</i>	Native Pigface	0.15 x spreading	150mm
LT	<i>Lomandra 'Tanika'</i>	Mat Rush	0.6 x 0.6	150mm
NATIVE SHADE MATRIX 01				
Lp	<i>Libertia paniculata</i>	Grass Flag	0.7 x 0.5	200mm
Hv	<i>Hardenbergia violacea</i>	False Sarsaparilla	0.25 x spreading	150mm
Dr	<i>Dichondra repens</i>	Kidney Weed	0.2 x spreading	150mm
Aa	<i>Asplenium australasicum</i>	Birds Nest Fern	1.5 x 1.5	200mm
NATIVE GRASS MATRIX 01				
Ll	<i>Lomandra longifolia</i>	Spiny Headed Mat Rush	1 x 1	150mm
PE	<i>Poa labillardieri 'Eskdale'</i>	Tussock Grass	0.5 x 0.5	150mm
Ta	<i>Themeda australis</i>	Kangaroo Grass	1 x 1	150mm
De	<i>Dianella caerulea</i>	Blue flax-lily	0.5 - 1 x 0.5	150mm

 northern
beaches
council

THIS PLAN IS TO BE READ IN
CONJUNCTION WITH
THE CONDITIONS OF DEVELOPMENT
CONSENT

DA2019/1419

NOT FOR CONSTRUCTION

Issue	Revision Description	Drawn	Check	Date
A	FOR INFORMATION	SE	AL	30.08.2019
A	FOR INFORMATION	SE	AL	03.09.2019
A	FOR INFORMATION	SE	AL	05.09.2019
B	FOR INFORMATION	SE	AL	17.10.2019
C	FOR INFORMATION	SE	AL	05.12.2019

GENESIS MAUI WARRINGAH RD & WAKEHURST PWY FRENCHS FOREST

DEVELOPMENT APPLICATION



DRAWING NAME
COVER SHEET

JOB# SHEET# ISSUE NORTH
19-635 100 C

SCALE AS SHOWN





Issue	Revision Description	Drawn	Check	Date
A	FOR INFORMATION	SE	AL	30.08.20
A	FOR INFORMATION	SE	AL	03.09.20
A	FOR INFORMATION	SE	AL	05.09.20
B	FOR INFORMATION	SE	AL	17.10.20
C	FOR INFORMATION	SE	AL	05.12.20
D	"	"	"	"
E	"	"	"	"
F	"	"	"	"
G	"	"	"	"
H	"	"	"	"

GENESIS MAUI WARRINGAH RD & WAKEHURST PWY FRENCHS FOREST DEVELOPMENT APPLICATION



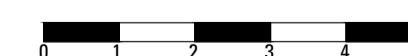
DRAWING NAME
LANDSCAPE MASTER PLAN

JOB#	SHEET#	ISSUE	NORTH
19-635	101	C	

NORTH

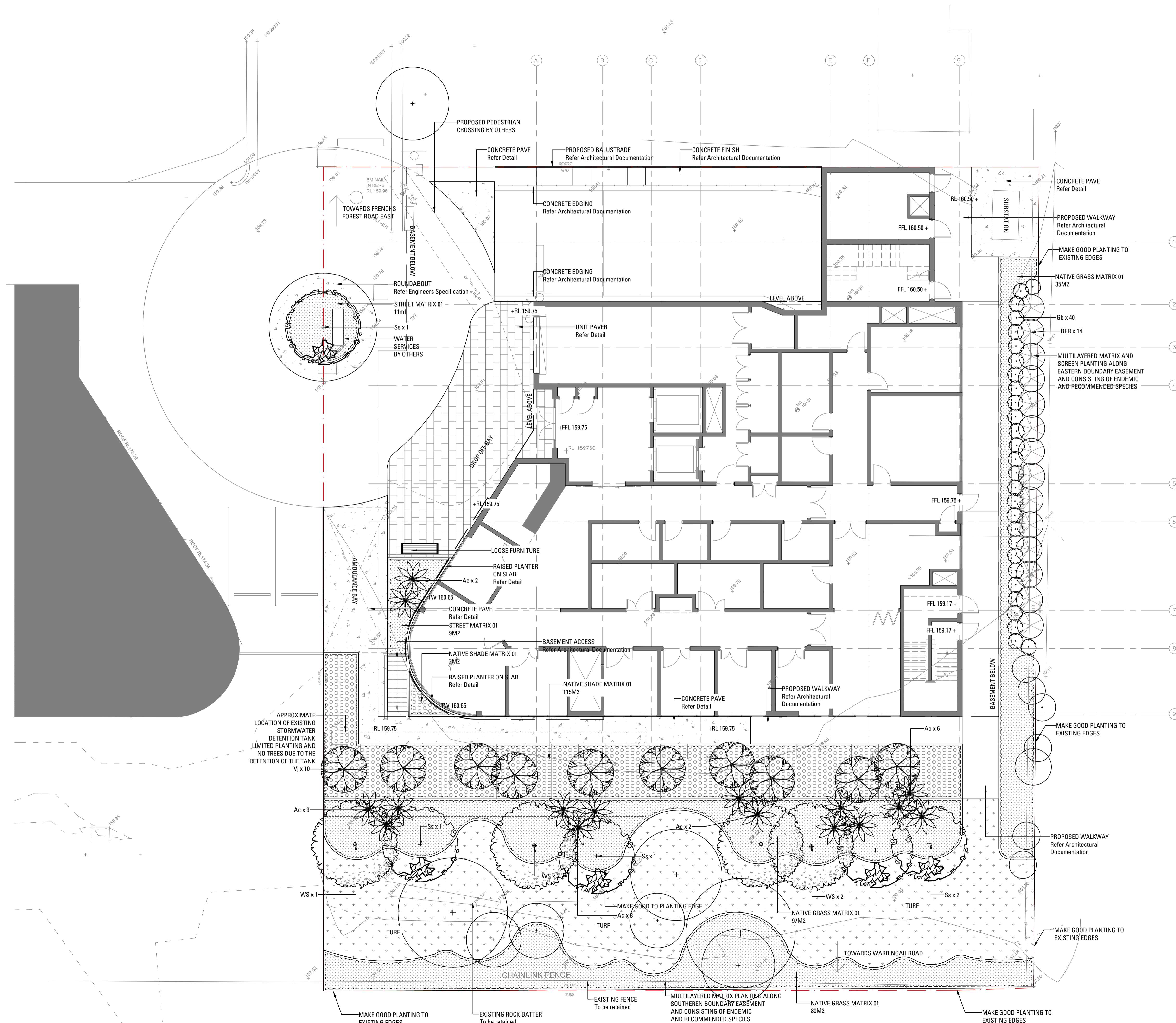


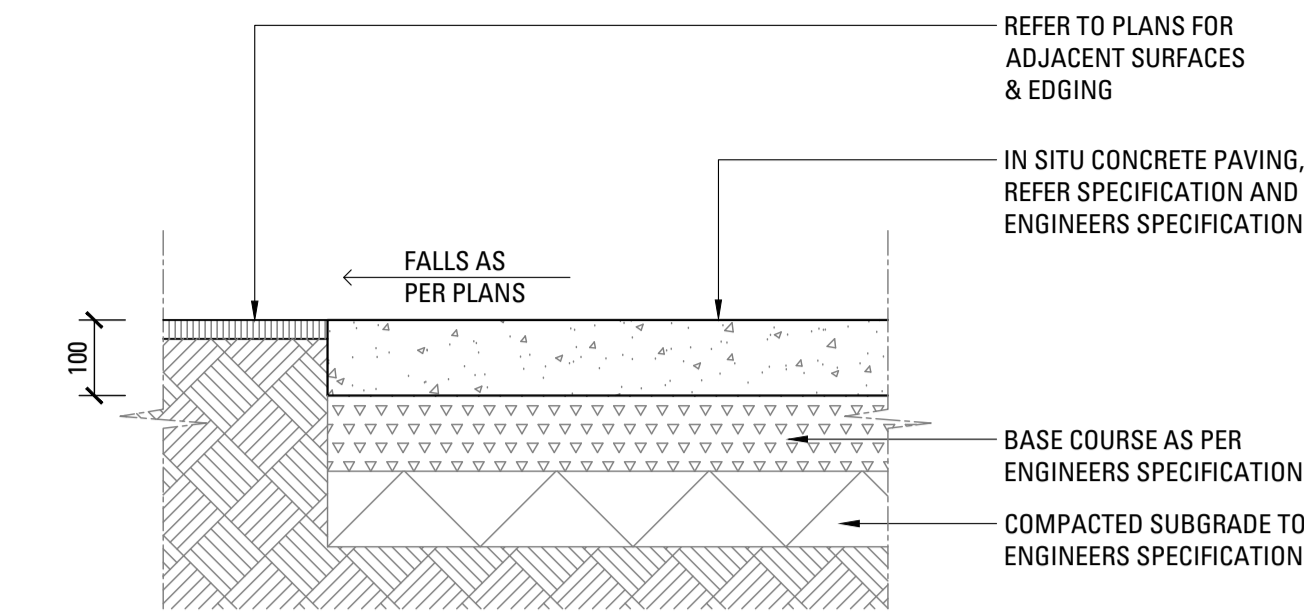
SCALE 1:100 @ A1



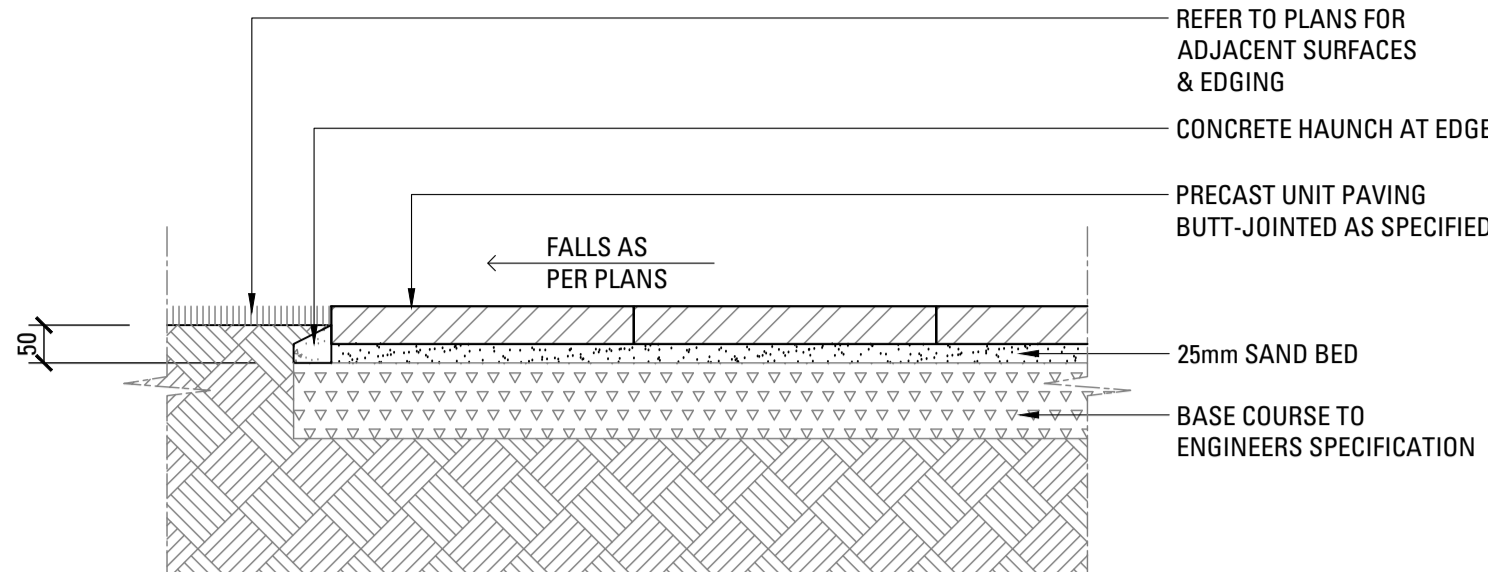
ARCADIA
LANDSCAPE ARCHITECTURE

Lower Deck Jones Bay Wharf Suite 76 / 26-32 Pirrama Rd
Pyrmont 2009 NSW p 61 2 8571 2900

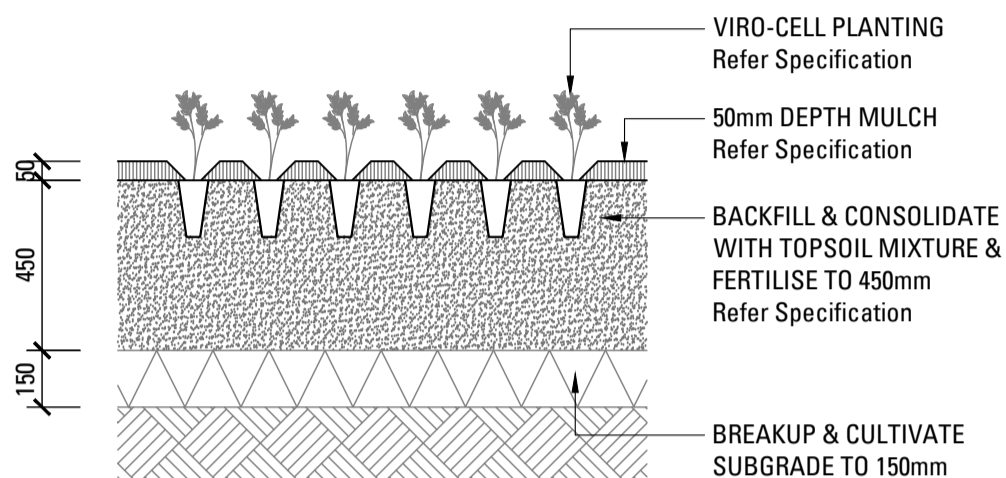




01
501 INSITU CONCRETE PAVING
SCALE 1:10

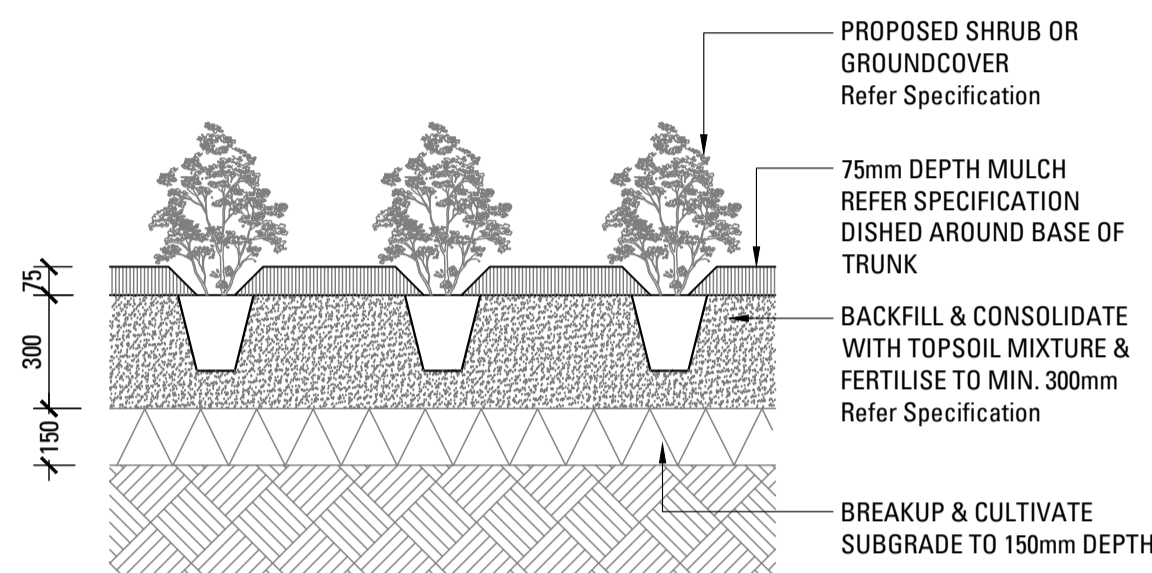


02
501 PRECAST UNIT PAVERS ON GRADE
SCALE 1:10

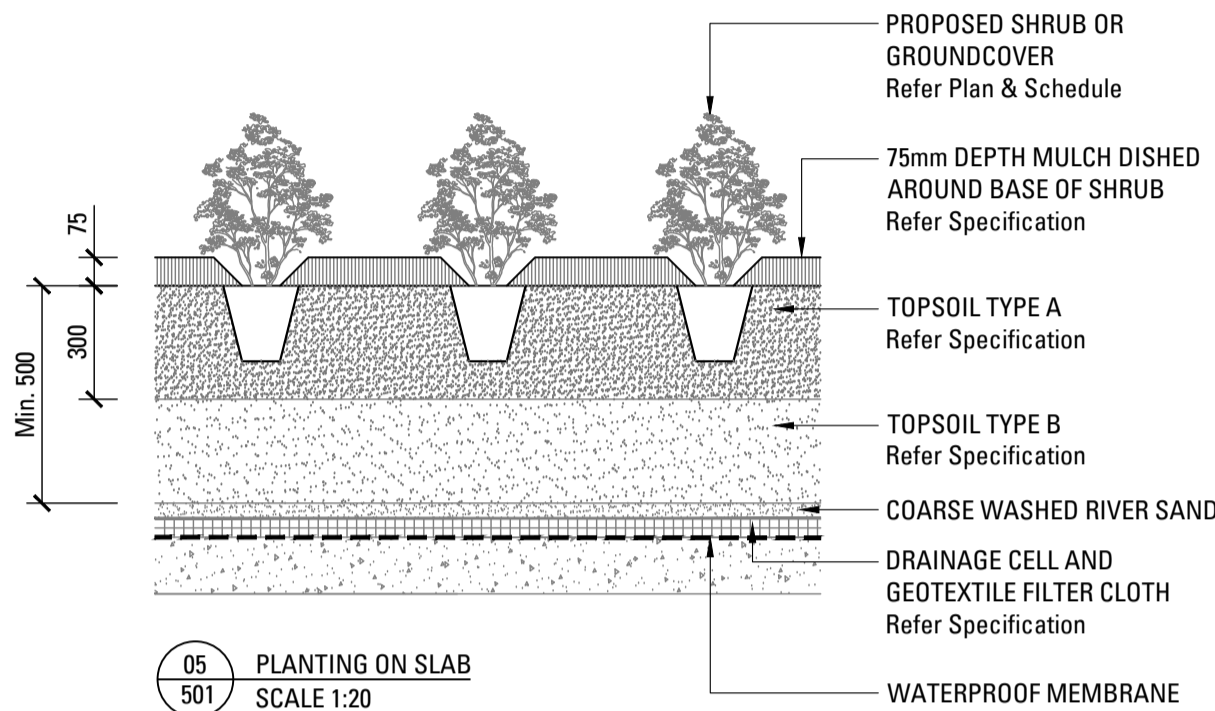


NOTE:
MULCH TO BE SPREAD TO 50mm DEPTH MAX.
OVER TOPSOIL PRIOR TO PLANTING OF
VIRO-CELLS.

03
501 VIRO-CELLS GROUNDCOVER
SCALE 1:20

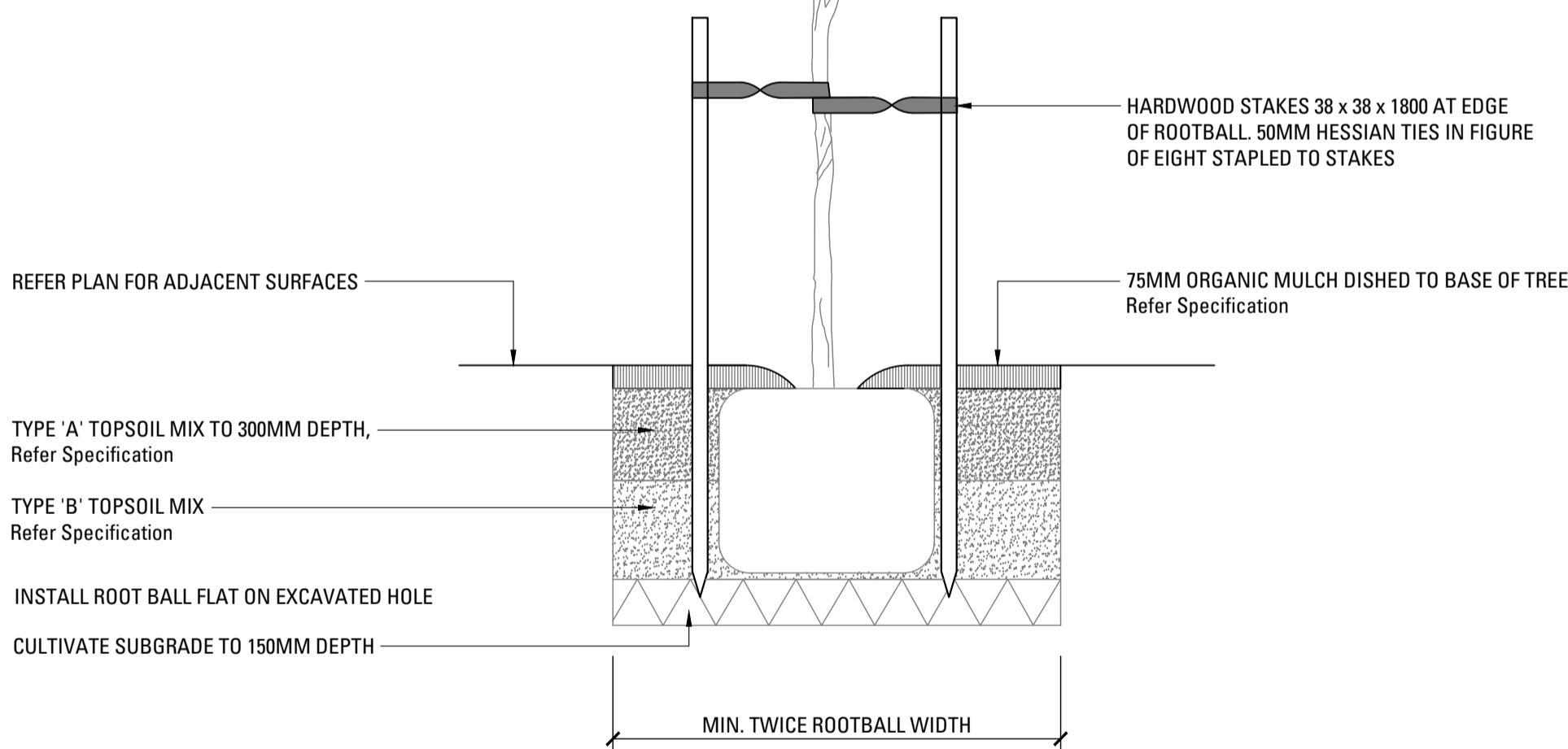


04
501 SHRUB OR GROUNDCOVER IN PLANTING BED
SCALE 1:20

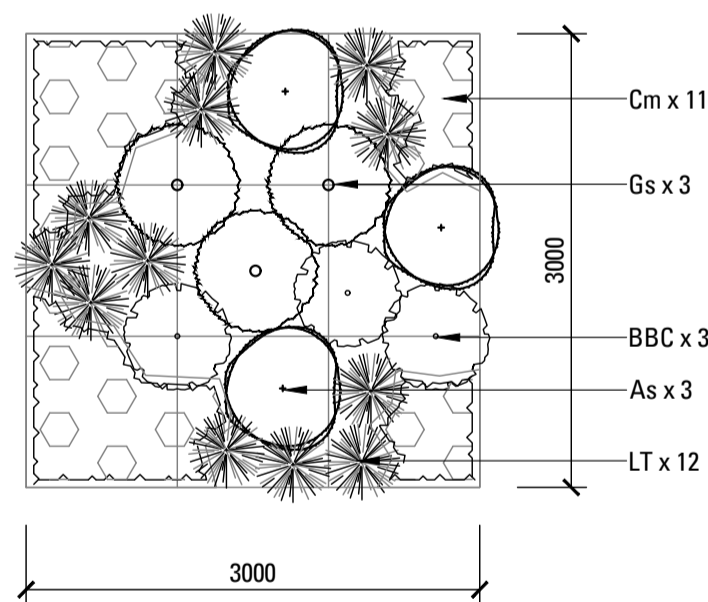


05
501 PLANTING ON SLAB
SCALE 1:20

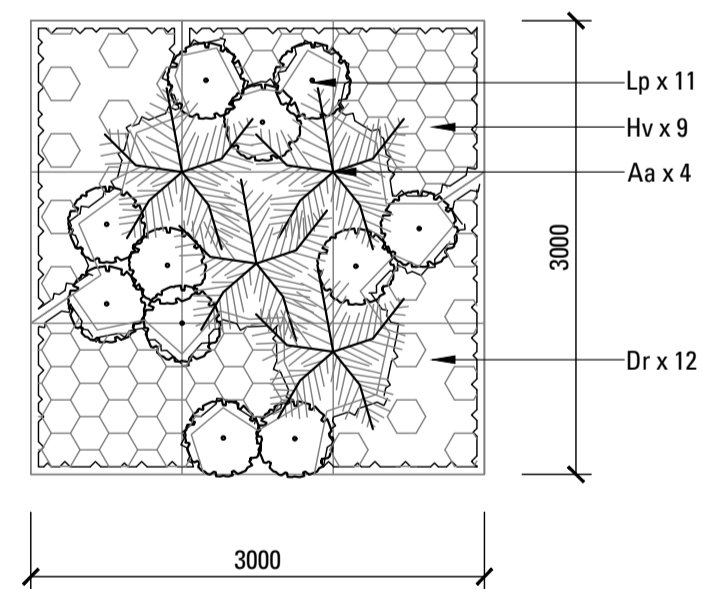
75-100L TREE SET VERTICAL AND
CENTERED WITHIN TREE PIT



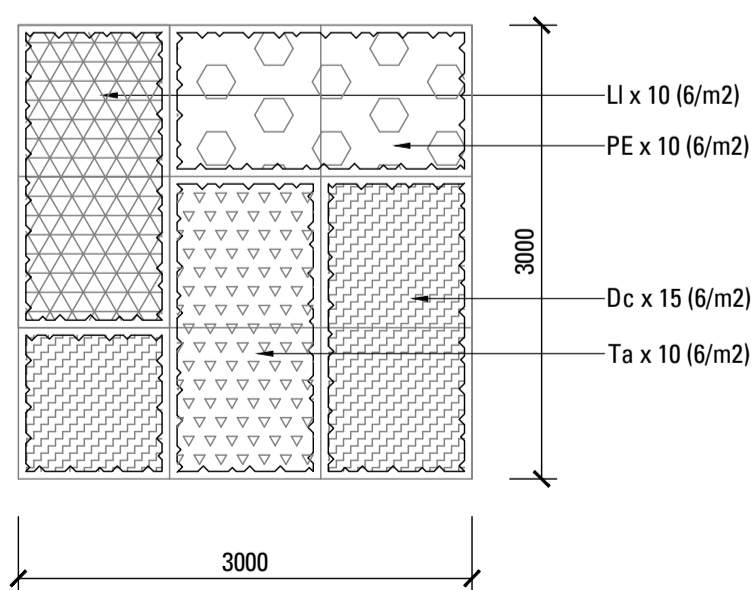
06
501 TREE PLANTING 75-100L
SCALE 1:20



07
501 STREET MATRIX 01 - 3m x 3m
SCALE 1:50
NOTE: DETAIL IS INDICATIVE ONLY,
PLANT ALL SPECIES RANDOMLY



08
501 NATIVE SHADE MATRIX 01 - 3m x 3m
SCALE 1:50
NOTE: DETAIL IS INDICATIVE ONLY,
PLANT ALL SPECIES RANDOMLY



09
501 NATIVE GRASS MATRIX 01 - 3m x 5m - 15m2
SCALE 1:50

northern
beaches
council

THIS PLAN IS TO BE READ IN
CONJUNCTION WITH
THE CONDITIONS OF DEVELOPMENT
CONSENT

DA2019/1419

NOT FOR CONSTRUCTION

Issue	Revision Description	Drawn	Check	Date
A	FOR INFORMATION	SE	AL	30.08.2019
A	FOR INFORMATION	SE	AL	03.09.2019
A	FOR INFORMATION	SE	AL	05.09.2019
B	FOR INFORMATION	SE	AL	17.10.2019
C	FOR INFORMATION	SE	AL	05.12.2019

GENESIS MAUI WARRINGAH RD & WAKEHURST PWY FRENCHS FOREST DEVELOPMENT APPLICATION



DRAWING NAME

LANDSCAPE DETAILS

JOB# SHEET# ISSUE NORTH
19-635 201 C

SCALE AS SHOWN



LANDSCAPE SPECIFICATION NOTES

SERVICES

BEFORE LANDSCAPE WORK IS COMMENCED THE LANDSCAPE CONTRACTOR IS TO ESTABLISH THE POSITION OF ALL SERVICE LINES AND ENSURE TREE PLANTING IS CARRIED OUT AT LEAST 3 METRES AWAY FROM THESE SERVICES. SERVICE LIDS, VENTS AND HYDRANTS SHALL BE LEFT EXPOSED AND NOT COVERED BY ANY LANDSCAPE FINISHES (TURFING, PAVING, GARDEN BEDS ETC.) FINISH ADJOINING SURFACES FLUSH WITH PIT LIDS.

ABORIST MANAGEMENT OF TREE PROTECTION

A QUALIFIED AND APPROVED ABORIST IS TO BE CONTRACTED TO UNDERTAKE OR MANAGE THE INSTALLATION OF PROTECTIVE FENCING, AND TO UNDERTAKE SUCH MEASURES AS HE DEEMS APPROPRIATE TO PRESERVE THE SUBJECT TREES TO BE RETAINED. THE ARBORIST IS TO BE RETAINED FOR THE ENTIRE CONTRACT PERIOD TO UNDERTAKE ONGOING MANAGEMENT AND REVIEW OF THE TREES.

DRAINAGE CELL AND FILTER FABRIC

FOR ON-SLAB AREAS INSTALL AN APPROVED 'DRAINAGE CELL' PRODUCT TO COMPREHENSIVELY COVER THE BOTTOM OF ALL PLANTERS. OVER DRAINAGE CELL TO ON-SLAB AREAS, A POLYFELT GEOTEXTILE LINING (AS SUPPLIED BY 'POLYFELT TS' OR APPROVED EQUIVALENT) IS TO BE INSTALLED TO COVER THE BOTTOM OF ALL PLANTERS, TURNED UP 300MM AND TAPED TO THE PLANTER SIDES TO ENSURE SOIL MIX DOES NOT ESCAPE INTO DRAINAGE OUTLETS/HOLES. INSTALL MIN. 50MM COARSE RIVER SAND OVER ALL GEOTEXTILE LINING PRIOR TO INSTALLATION OF SOIL MIX.

PLANTING MIXTURE

SHALL BE HOMOGENOUS BLEND OF SOIL AND ADDITIVES IN THE FOLLOWING PROPORTIONS:
EXISTING SITE SOIL IF SUITABLE OR
IMPORTED TOPSOIL 50%
COMPOST 30%
D/W SAND 20%
SOIL TESTING OF EXISTING SITE SOIL IS TO BE UNDERTAKEN TO ASSESS SUITABILITY OF USE AS PLANTING TOPSOIL AND COMPLIANCE WITH AUSTRALIAN STANDARDS.

MULCH APPLICATION

PLACE MULCH TO THE REQUIRED DEPTH, (REFER TO DRAWINGS) CLEAR OF PLANT STEMS, AND RAKE TO AN EVEN SURFACE FINISHING 25MM BELOW ADJOINING LEVELS. ENSURE MULCH IS WATERED IN AND TAMPED DOWN DURING INSTALLATION.

MULCH TYPE

PINE BARK: FROM MATURE TREES, GRADED IN SIZE FROM 15MM TO 30MM, FREE FROM WOOD SLIVERS. DARK BROWN IN COLOUR AND TEXTURE.

COMPOST

SHALL BE WELL ROTTED VEGETATIVE MATERIAL OR ANIMAL MANURE, OR OTHER APPROVED MATERIAL, FREE FROM HARMFUL CHEMICALS, GRASS AND WEED GROWTH AND WITH NEUTRAL PH. PROVIDE A CERTIFICATE OF PROOF OF PH UPON REQUEST.

PLANT MATERIAL

ALL PLANTS SUPPLIED ARE TO CONFORM WITH THOSE SPECIES LISTED IN THE PLANT SCHEDULE ON THE DRAWINGS. GENERALLY PLANTS SHALL BE VIGOROUS, WELL ESTABLISHED, HARDENED OFF, OF GOOD FORM CONSISTENT WITH SPECIES OR VARIETY, NOT SOFT OR FORCED, FREE FROM DISEASE OR INSECT PESTS WITH LARGE HEALTHY ROOT SYSTEMS AND NO EVIDENCE OF HAVING BEEN RESTRICTED OR DAMAGED. TREES SHALL HAVE A LEADING SHOOT. IMMEDIATELY REJECT DRIED OUT, DAMAGED OR UNHEALTHY PLANT MATERIAL BEFORE PLANTING. ALL STOCK IS TO BE CONTAINER GROWN FOR A MINIMUM OF SIX (6) MONTHS PRIOR TO DELIVERY TO SITE

FERTILISER MASS PLANTING AREAS:

FERTILISER SHALL BE 'NUTRICOTE' OR APPROVED EQUIVALENT IN GRANULE FORM INTENDED FOR SLOW RELEASE OF PLANT NUTRIENTS OVER A PERIOD OF APPROXIMATELY NINE MONTHS. THOROUGHLY MIX FERTILISER WITH PLANTING MIXTURE AT THE RECOMMENDED RATE, PRIOR TO INSTALLING PLANTS.

STAKING AND TYING

STAKES SHALL BE STRAIGHT HARDWOOD, FREE FROM KNOTS AND TWISTS, POINTED AT ONE END AND SIZED ACCORDING TO SIZE OF PLANTS TO BE STAKED.
A. 5-15 LITRE SIZE PLANT 1X(1200X25X25MM)
B. 35-75 LITRE SIZE PLANT 2X(1500X38X38MM)
C. 100-GREATER THAN 200LITRE 3X(1800X50X50MM)
TIES SHALL BE 50MM WIDE HESSIAN WEBBING OR APPROVED EQUIVALENT NAILED OR STAPLED TO STAKE. DRIVE STAKES A MINIMUM ONE THIRD OF THEIR LENGTH, AVOIDING DAMAGE TO THE ROOT SYSTEM, ON THE WINDWARD SIDE OF THE PLANT.

IRRIGATION SYSTEM

SUPPLY AN AUTOMATIC WATERING SYSTEM USING 'TORO IRRIGATION SYSTEM' OR SIMILAR APPROVED, WITH MICRO-JET SPRINKLER HEADS AND LOW DENSITY, RUBBER MODIFIED POLYPROPYLENE RETICULATION, TO INCLUDE FILTERS, BENDS JUNCTIONS, ENDS AND OTHER ANCILLARY EQUIPMENT. THE LANDSCAPER SHALL NOMINATE HIS SOURCE OF SUPPLY FOR THE WATERING SYSTEM AND OBTAIN APPROVAL FROM THE SUPERINTENDENT BEFORE PLACING ORDERS FOR EQUIPMENT OR SUPPLY.

A SCHEMATIC PLAN OF THE PROPOSED IRRIGATION SYSTEM IS TO BE PREPARED BY THE CONTRACTOR, SHOWING SOLENOIDS, PIPE DIAMETERS, AND ALL NOZZLE AND TRICKLE ATTACHMENT TYPES (INCLUDING SPRAY/HEAD ANGLE), FOR REVIEW BY THE SUPERINTENDENT PRIOR TO INSTALLATION

THE CONTRACTOR IS TO LIASE WITH THE HYDRAULIC ENGINEER AND COUNCIL AS NECESSARY, TO ENSURE THE THE IRRIGATION SYSTEM CONFORMS WITH ALL THE COUNCIL AND WATER BOARD CODES AND REQUIREMENTS.

PROVIDE AN AUTOMATIC CONTROLLER THAT PROVIDES FOR TWO WEEK SCHEDULING AND HOURLY MULTI-CYCLE OPERATION. THE CONTROLLER SHALL MANUAL OVERRIDE. PROGRAMMING SHALL BE UNDERTAKEN BY THE CONTRACTOR WHO SHALL ADVISE ON THE OPERATION OF THE SYSTEM.

PROVISION OF SECURE HOUSING FOR THE AUTOMATIC IRRIGATION CONTROLLER TO BE LOCATED IN ASSOCIATION WITH THE LANDSCAPE CONTRACTOR AND LOCATION CONFIRMED BY THE SUPERINTENDENT. WIRING TO CONNECT REMOTE SOLENOID LOCATIONS IS TO BE PROVIDED. THE CONTROLLER SHALL BE LOCATED IN A DRY PLACE, PROTECTED FROM THE WEATHER, AND ALL CABLE CONNECTIONS SHALL BE MADE WITH WATERPROOF CONNECTORS.

WATER SUPPLY POINTS TO BE SUPPLIED BY BUILDER.

IT SHALL BE THE CONTRACTOR'S RESPONSIBILITY TO ENSURE AND GUARANTEE SATISFACTORY OPERATION OF THE IRRIGATION SYSTEM.

AFTER THE SYSTEM HAS BEEN INSTALLED TO THE SATISFACTION OF THE SUPERINTENDENT, THE INSTALLATION SHALL BE TESTED UNDER KNOWN WORKING CONDITIONS. ACCEPTANCE OF THE INSTALLED PLANT AND EQUIPMENT SHALL BE SUBJECT TO THESE BEING SATISFACTORY.

TREATED PINE TIMBER EDGING

TIMBER EDGE: 100 X 25MM CCA TREATED RADIATA PINE TIMBER STAKES: 50 X 50 X 500MM CCA TREATED RADIATA PINE-SHARPENED AT ONE END. INSTALL IN LOCATIONS SHOWN ON THE DRAWINGS FLUSH TO FINISHED SURFACE LEVELS.

LANDSCAPE MAINTENANCE PROGRAM

MAINTENANCE SHALL MEAN THE CARE AND MAINTENANCE OF THE LANDSCAPE WORKS BY ACCEPTED HORTICULTURAL PRACTICE AS RECTIFYING ANY DEFECTS THAT BECOME APPARENT IN THE LANDSCAPE WORKS UNDER NORMAL USE. THIS SHALL INCLUDE, BUT SHALL NOT BE LIMITED TO, WATERING, MOWING, FERTILISING, RESEEDING, RETURFING, WEEDING, PEST AND DISEASE CONTROL, STAKING AND TYING, REPLANTING, CULTIVATION, PRUNING, AERATING, RENOVATING, TOP DRESSING, MAINTAINING THE SITE IN A NEAT AND TIDY CONDITION AS FOLLOWS:-

GENERAL

THE LANDSCAPE CONTRACTOR SHALL MAINTAIN THE LANDSCAPE WORKS FOR THE TERM OF THE MAINTENANCE (OR PLANT ESTABLISHMENT) PERIOD TO THE SATISFACTION OF THE COUNCIL. THE LANDSCAPE CONTRACTOR SHALL ATTEND TO THE SITE ON A WEEKLY BASIS. THE MAINTENANCE PERIOD SHALL COMMENCE AT PRACTICAL COMPLETION AND CONTINUE FOR A PERIOD OF TWENTY SIX (26) WEEKS.

WATERING

GRASS, TREES AND GARDEN AREAS SHALL BE WATERED REGULARLY SO AS TO ENSURE CONTINUOUS HEALTHY GROWTH.

RUBBISH REMOVAL

DURING THE TERM OF THE MAINTENANCE PERIOD THE LANDSCAPE CONTRACTOR SHALL REMOVE RUBBISH THAT MAY OCCUR AND REOCCUR THROUGHOUT THE MAINTENANCE PERIOD. THIS WORK SHALL BE CARRIED OUT REGULARLY SO THAT AT WEEKLY INTERVALS THE AREA MAY BE OBSERVED IN A COMPLETELY CLEAN AND TIDY CONDITION.

REPLACEMENTS

THE LANDSCAPE CONTRACTOR SHALL REPLACE ALL PLANTS THAT ARE MISSING, UNHEALTHY OR DEAD AT THE LANDSCAPE CONTRACTOR'S COST. REPLACEMENTS SHALL BE OF THE SAME SIZE, QUALITY AND SPECIES AS THE PLANT THAT HAS FAILED UNLESS OTHERWISE DIRECTED BY THE LANDSCAPE ARCHITECT. REPLACEMENTS SHALL BE MADE ON A CONTINUING BASIS NOT EXCEEDING TWO (2) WEEKS AFTER THE PLANT HAS DIED OR IS SEEN TO BE MISSING.

STAKES AND TIES

THE LANDSCAPE CONTRACTOR SHALL REPLACE OR ADJUST PLANT STAKES, AND TREE GUARDS AS NECESSARY OR AS DIRECTED BY THE LANDSCAPE ARCHITECT. REMOVE STAKES AND TIES AT THE END OF THE MAINTENANCE PERIOD IF SO DIRECTED.

PRUNING

TREES AND SHRUBS SHALL BE PRUNED AS DIRECTED BY THE LANDSCAPE ARCHITECT. PRUNING WILL BE DIRECTED AT THE MAINTENANCE OF THE DENSE FOLIAGE OR MISCELLANEOUS PRUNING AND BENEFICIAL TO THE CONDITION OF THE PLANTS. ANY DAMAGED GROWTH SHALL BE PRUNED. ALL PRUNED MATERIAL SHALL BE REMOVED FROM THE SITE.

MULCHED SURFACES

ALL MULCHED SURFACES SHALL BE MAINTAINED IN A CLEAN AND TIDY CONDITION AND BE REINSTATED IF NECESSARY TO ENSURE THAT A DEPTH OF 75MM IS MAINTAINED. ENSURE MULCH IS KEPT CLEAR OF PLANT STEMS AT ALL TIMES.

PEST AND DISEASED CONTROL

THE LANDSCAPE CONTRACTOR SHALL SPRAY AGAINST INSECT AND FUNGUS INFESTATION WITH ALL SPRAYING TO BE CARRIED OUT IN ACCORDANCE WITH THE MANUFACTURER'S DIRECTIONS. REPORT ALL INSTANCES OF PESTS AND DISEASES (IMMEDIATELY THAT THEY ARE DETECTED) TO THE LANDSCAPE ARCHITECT.

WEED ERADICATION

ERADICATE WEEDS BY ENVIRONMENTALLY ACCEPTABLE METHODS USING A NON-RESIDUAL GLYPHOSATE HERBICIDE (EG. 'ROUNDUP') IN ANY OF ITS REGISTERED FORMULAE, AT THE RECOMMENDED MAXIMUM RATE. REGULARLY REMOVE BY HAND, WEED GROWTH THAT MAY OCCUR OR RECUR THROUGHOUT GRASSED, PLANTED AND MULCHED AREAS. REMOVE WEED GROWTH FROM AN AREA 750MM DIAMETER AROUND THE BASE OF TREES IN GRASSED AREAS. CONTINUE ERADICATION THROUGHOUT THE COURSE OF THE WORKS AND DURING THE MAINTENANCE PERIOD.

SOIL SUBSIDENCE

ANY SOIL SUBSIDENCE OR EROSION WHICH MAY OCCUR AFTER THE SOIL FILLING AND PREPARATION OPERATIONS SHALL BE MADE GOOD BY THE LANDSCAPE CONTRACTOR AT NO COST TO THE CLIENT.

LEGEND



NOT FOR CONSTRUCTION

Issue	Revision	Description	Drawn	Check	Date
A		FOR INFORMATION	SE	AL	30.08.2019
A		FOR INFORMATION	SE	AL	03.09.2019
A		FOR INFORMATION	SE	AL	05.09.2019
B		FOR INFORMATION	SE	AL	17.10.2019
C		FOR INFORMATION	SE	AL	05.12.2019
			-	-	
			-	-	
			-	-	
			-	-	
			-	-	
			-	-	

GENESIS MAUI
WARRINGAH RD &
WAKEHURST PWY
FRENCHS FOREST
DEVELOPMENT APPLICATION



DRAWING NAME

LANDSCAPE DETAILS

JOB# SHEET# ISSUE NORTH
19-635 301 C

SCALE NTS



21st October 2019

Mr Ryan Cooke
Contracts Administrator
Erilyan
1/27 Hotham Parade
Artarmon NSW 2064

RE: E179 - Maui - Landscape Documentation

Dear Mr Ryan Cooke,

This letter has been prepared in response to comments to the landscape architectural drawing set in relation to the E179 Genesis Maui development.

Comment 01: The plans are not considered to adequately address the local planning controls, particularly in relation to the side setback treatment and setback to the main road (Warringah Road). The controls envisage high quality landscape treatment for a business park and dense native planting to the landscape setback areas to enable integration with the streetscape and surrounding development.

Response 01: We have added native matrix planting along the Eastern boundary easement and some screen planting consisting of some endemic and recommended species from the Northern Beaches Hospital Connectivity and Network Enhancement Project (see link below).

[\[https://www.rms.nsw.gov.au/projects/01documents/northern-beaches-hospital/nbh-urban-landscape-design-report.pdf\]](https://www.rms.nsw.gov.au/projects/01documents/northern-beaches-hospital/nbh-urban-landscape-design-report.pdf)

Comment 02: The plans indicate extensive areas of turf and few local native canopy tree and taller shrub species in the treatments.

Response 02: We have restricted planting to the Southern area of the site due to an existing stormwater detention tank that is to be retained. We have also restricted tree planting to the Eastern boundary easement due to existing electrical services easement.

Kind regards,



Alex Longley
Principal
BLarch (UC) AAILA



northern
beaches
council

**THIS PLAN IS TO BE READ IN
CONJUNCTION WITH
THE CONDITIONS OF DEVELOPMENT
CONSENT**

DA2019/1419



A R C H I T E C T S

team2.com.au

701/ 1 Chandos Street
St Leonards, Sydney
NSW 2065
ABN 72 104 833 507
T: + 61 2 9437 3166
F: + 61 2 9437 3644
E: contact@ team2.com.au

SCHEDULE 1

Project:	856 Project Maui – Frenchs Forest Oncology	File:	1.1.1 P:\856 Project Maui, Frenchs Forest\DRAWINGS\0404 SCHEDULES & SPECIFICATIONS\856 Schedule 1 - External Finishes Schedule.docx
Subject:	856 SCHEDULE 1 - EXTERNAL FINISHES SCHEDULE.DOCX		
Revision:	1– Preliminary DA	Date:	23.08.19

CONTENTS:

- 1.0 Introduction.
- 2.0 Schedule of Finishes for Project Maui, Frenchs Forest Oncology.
- 3.0 APPENDIX 1: refer to Architectural drawings and Specifications.



**THIS PLAN IS TO BE READ IN
CONJUNCTION WITH
THE CONDITIONS OF DEVELOPMENT
CONSENT**

DA2019/1419

1 INTRODUCTION

Cross refer to the Architectural Drawings and Specifications.

This document is to be read as a Scope of Works only, and does not aim to specify quality or workmanship of the materials and services provided by the parties involved. It is the responsibility of the interested parties to identify omissions and base line qualitative and quantitative specifications for specific items in the event that they are required.

This document is to be read in conjunction with the appendix material and other attachments, particularly finishes plans and other architectural drawings.






NOTE

1. Cross-refer to General Arrangement Plans, Reflected Ceiling Plans, Elevations with finish tags and other architectural drawings
2. Walls to meet FRL values indicated on fire diagrams and outlined in fire engineer's report. Fyrcheck substrate to be installed behind cladding in those locations with layering and thickness to suit rating level.
3. All Statutory Signage by Contractor.
4. All paint to be checked via a sample on site



2 SCHEDULE OF FINISHES

To be cross referenced with the architectural drawings.

External Walls (EW)		
EW-01	Vertical Louvered Cladding Facade: Product: Knotwood Batten 150x25mm Finish: Woodgrain Colour: Spotted Gum	 
EW-02	Precast Concrete Panel Colour Type 1: Dark Grey Finish: Heavy Duty concrete coating paint finish in accordance with manufacturer's instructions. Colour: Match neighbouring Dark Grey colour	
EW-03	Precast Concrete Panel Colour Type 3: Light Grey Finish: Heavy Duty concrete coating paint finish in accordance with manufacturer's instructions. Colour: Match neighbouring Light Grey colour	
EW-04	Precast Concrete Panel Colour Type 4: White (or Metal cladding? Rounded corner frame element) Finish: Heavy Duty concrete coating paint finish in accordance with manufacturer's instructions. Colour: Dulux Natural White	

EW-05 Screen: Roof Plant

Product: CS Smart Click Screening Louvers

Smartclick "C" Typical, Horizontal

Colour: Dulux Duratec Powdercoat range Eternity Citi Silver Pearl 9007024Q

**EW-06 Screen: Roof Plant**

Product: CS Smart Click Screening Louvers

Smartclick "C" Typical, Horizontal

Colour: Dulux Duratec Powdercoat range Zeus Charcoal 90087732



**THIS PLAN IS TO BE READ IN
CONJUNCTION WITH
THE CONDITIONS OF DEVELOPMENT
CONSENT**

DA2019/1419

**Roof (R)****R-01 Roof Sheeting:**

Lysaght Klip-Lok ® 406 laid to falls indicated on roof plans. with

Finish: Colorbond finish

Colour: Shale Grey



R-02 Gutters, Downpipes, Cap Flashings, Rainwater heads (Generally):

Gutters: Lysaght gutter, profile tbc

Downpipes: Lysaght steel round downpipes

Flashings: colour to match.

Colour: Colorbond Monument


**R-03 Roof insulation (Generally):**

To environmental report specification. Insulation to meet the requirements of section J of the BCA.

External Soffits (EC)**CSF-01 Set Soffit: Building Entry**

Contractor nominated Fibre Cement sheet with taped and set joints. Paint finish in Dulux Weathershield X10 or equal approved.

Colour: Natural White

**External Door and Window Finishes (ED)****ED-01 Curtain Wall Aluminium framed external door and window frames: Entry, Consult Rooms, Staff Areas**

Contractor nominated Glazing/Double Glazing suites to comply with requirements of Section J of the BCA and other relevant reports.

Powder coat finish, Colour: Monument 9067S

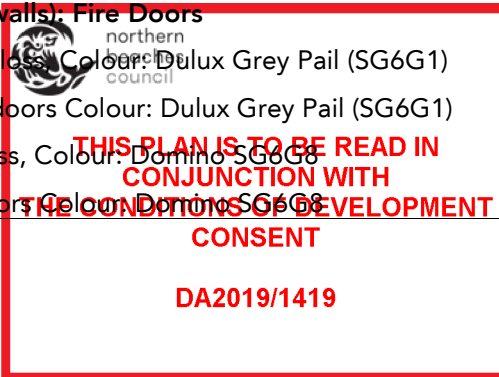
**ED-02 Steel framed external doors (on external walls): Fire Doors**







Frame Outside: Dulux Super Enamel High Gloss Colour: Dulux Grey Pail (SG6G1)

Frame Inside: Paint finish to match internal doors Colour: Dulux Grey Pail (SG6G1)

Leaf Outside: Dulux Super Enamel High Gloss, Colour: Domino SG6G8

Leaf Inside: Paint finish to match internal doors Colour: Domino SG6G8



ED-03	Roller Door: Deliveries/Store Roller door for store entry System: Contractor nominated Frame Colour: Monument 9067S	
ED-04	Curtain Wall Aluminium framed external window frames: Curved Corner & waiting areas wall System: Contractor nominated Frame Colour: Dulux Duratec Powdercoat range Eternity Citi Silver Pearl 9007024Q	
ED-05	Window Frames: Aluminium - at WCs System: Contractor nominated Powder coat finish, Colour: Monument 9067S	
GL-01	Glazing Type 1: Dark Tint Type: Double Glazing unit to comply with Section J requirements Supplier: Contractor nominated Colour: Dark tint glass to match neighbouring buildings in the business park Note: Final specification in combination with Framing system to comply with Section J BCA	
GL-02	Glazing Type 2: Colourback glass Type: Double Glazing unit to comply with Section J requirements Supplier: Viridian or equal Colour: Monument Opaque Note: Final specification in combination with Framing system to comply with Section J BCA	
B-01	External Balustrades to Stairs: Stainless Steel with glass panels	 <p>THIS PLAN IS TO BE READ IN CONJUNCTION WITH THE CONDITIONS OF DEVELOPMENT CONSENT</p> <p>DA2019/1419</p>

Colour: Brushed Stainless Steel finish, clear glass panels

Handrails: Brushed Stainless Steel finish

Kerb to waste ramp: Brushed Stainless Steel finish

Batten Screens/ Signage Structure, Accessories (S)

S-01 **New Signage at Entrance**

All Steel Components, logo and department names

Colour: TBC by client

Name TBC by client. Sign-maker to provide shop drawings indicating letter size, positioning, font for approval.

S-02 **New Signage Structure on Rounded Corner**

All Steel Components, Logo and building name

Colour: TBC by client

Name TBC by client. Sign-maker to provide shop drawings indicating letter size, positioning, font for approval.

Externals Flooring (EF)

EF-01 **Flooring - Concrete General:**

Brush Finish

Other

TGSI **Tactile indicators:**

Refer to landscape consultant specification, to comply with AS1428.1 & AS1428.4.1

