

LEGEND

- Proposed shrubs - refer to plant schedule
- Proposed trees - refer to plant schedule
- Proposed accents & grasses - refer to plant schedule
- Proposed groundcovers and grasses - refer to plant schedule
- Existing levels
- Proposed levels
- Proposed Top Of Wall levels
- Boundary
- Fence
- Garden edging
- Timber retaining walls
- Masonry retaining walls
- Existing contours
- To be removed / demolished
- Existing tree to be retained
- Existing tree to be removed

PLANT SCHEDULE Prepared by ecodesign Pty Ltd

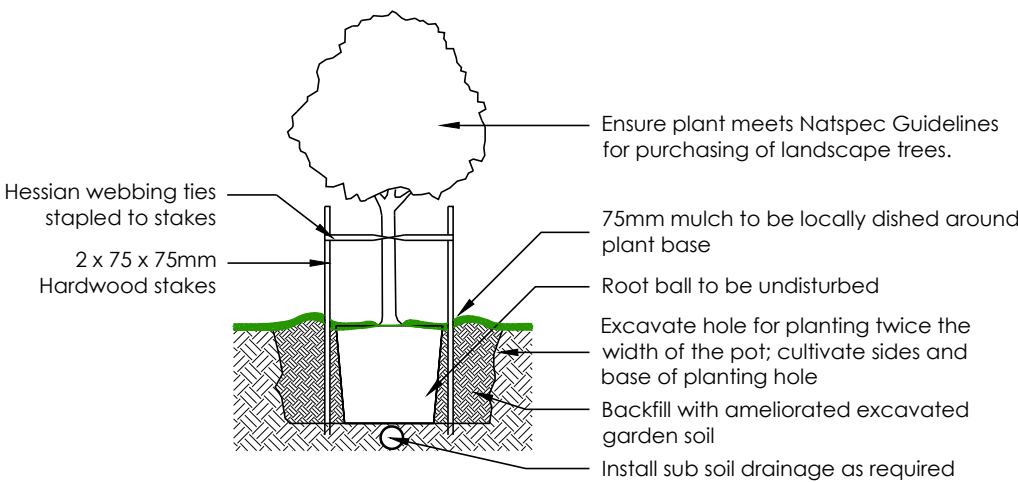
| SYMBOL | BOTANICAL NAME                         | COMMON NAME            | QUANTITY | POT SIZE | MATURE SIZE |
|--------|--|------------------------|----------|----------|-------------|
| Dcl    | Dianella caerulea 'Little Jess'        | Compact Blue Flax Lily | 18       | 150mm    | 0.3m        |
| Lt     | Lomandra 'Tanika'                      | Fine-leaved Mat Rush   | 6        | 150mm    | 0.5m        |
| Px     | Philodendron 'Xanadu'                  | Philodendron           | 4        | 200mm    | 0.5m        |
| Rop    | Raphiolepis 'Oriental Pearl'           | Indian Hawthorn        | 5        | 25L      | 7-12m       |
| Tjt    | Trachelospermum jasminoides 'Tricolor' | Star Jasmine           | 4        | 150mm    | 0.3m        |
| Wg     | Westringia 'Wynyabbie Gem'             | Dwarf Native Rosemary  | 6        | 200mm    | 1.5m        |
| Zf     | Zamia furfuracea                       | Cardboard Palm         | 2        | 200mm    | 1m          |

\* Native Australian Species

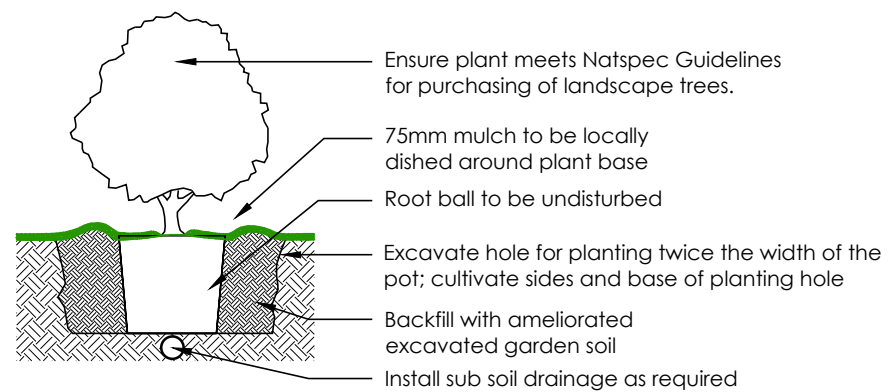
AREA CALCULATIONS

SITE AREA - 562.70 m<sup>2</sup>

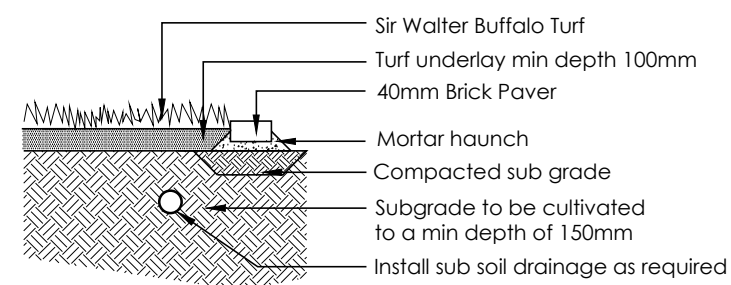
LANDSCAPED AREA (Min 2m dimension)  
MINIMUM REQUIRED - 40% (225.08 m<sup>2</sup>)  
PROPOSED - 41% (231.33 m<sup>2</sup>)



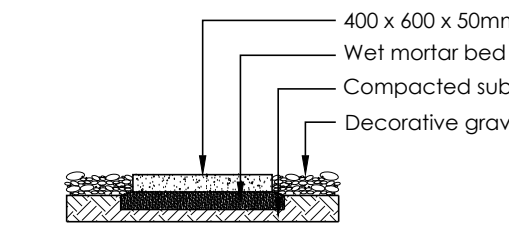
1 Tree Planting Detail  
25L - 75L Pot Size



2 Planting Detail  
Tube, 150mm, 200mm Pot Size



3 Turf Detail  
Brick Paver Edge



4 Stepping stones in gravel  
Low traffic zone

| REVISION | DESCRIPTION                     | DRAWN | CHECK | DATE     | PROJECT                          | CLIENT                             | DATE     | REVISION |
|----------|---------------------------------|-------|-------|----------|----------------------------------|------------------------------------|----------|----------|
| A        | SUBMITTED TO CLIENT FOR COMMENT | JD    | AS    | 05-08-24 | 27 ARNHAM ROAD, ALLAMBIE HEIGHTS | MR MARK GROSS & MRS K. JAYNE GROSS | 14-03-25 | 1        |
| B        | SUBMITTED TO CLIENT FOR COMMENT | JD    | AS    | 07-08-24 |                                  |                                    |          | 2        |
| C        | SUBMITTED TO CLIENT FOR COMMENT | JD    | AS    | 14-03-25 |                                  |                                    |          | 3        |

ecodesign  
outdoor living environments

PO Box 8136, Southport Hills, NSW 2155  
PH: 02 9488 7173 Fax: 02 9488 7185  
Email: info@ecodesign.com.au  
Web: www.ecodesign.com.au  
Member of the Australian Institute of Landscape Designers and Managers

1. Do not scale from drawings.  
2. Verify all measurements on site.  
3. Verify all dimensions of any inconsistencies.  
4. Copyright © ecodesign. All rights reserved.  
5. Drawing remains the property of ecodesign.

6. All work to comply with relevant Australian Standards or Building Code of Australia.  
7. All work to be performed by a suitably qualified tradesperson.  
8. For application purposes only - NOT FOR CONSTRUCTION.

|          |                                    |
|----------|------------------------------------|
| PROJECT  | NEW RESIDENCE                      |
| DATE     | 14-03-25                           |
| CLIENT   | MR MARK GROSS & MRS K. JAYNE GROSS |
| SCALE    | 1:100 @ A2                         |
| DATE     | 14-03-25                           |
| REVISION | D                                  |