

ADDISON ROAD

ADDISON ROAD

ADDISON ROAD

### PROPOSED SITE PLAN

NOT FOR CONSTRUCTION

**NOTES**  
 1. ALL DIMENSIONS ARE IN METERS UNLESS OTHERWISE SPECIFIED.  
 2. ALL DIMENSIONS ARE TO FACE UNLESS OTHERWISE SPECIFIED.  
 3. ALL DIMENSIONS TO CORNER UNLESS OTHERWISE SPECIFIED.  
 4. ALL DIMENSIONS TO CENTERLINE UNLESS OTHERWISE SPECIFIED.  
 5. ALL DIMENSIONS TO CENTERLINE UNLESS OTHERWISE SPECIFIED.

**COPYRIGHT**  
 THIS DRAWING IS THE PROPERTY OF DESIGN & BUILD GROUP. IT IS TO BE USED ONLY FOR THE PROJECT AND SITE SPECIFICALLY IDENTIFIED. IT IS NOT TO BE REPRODUCED, COPIED, OR TRANSMITTED IN ANY FORM OR BY ANY MEANS, WITHOUT THE WRITTEN PERMISSION OF DESIGN & BUILD GROUP.

**design**  
 design & build group  
 www.bs.com.au

**bdac**  
 ACCREDITED  
 BUILDING DESIGNER

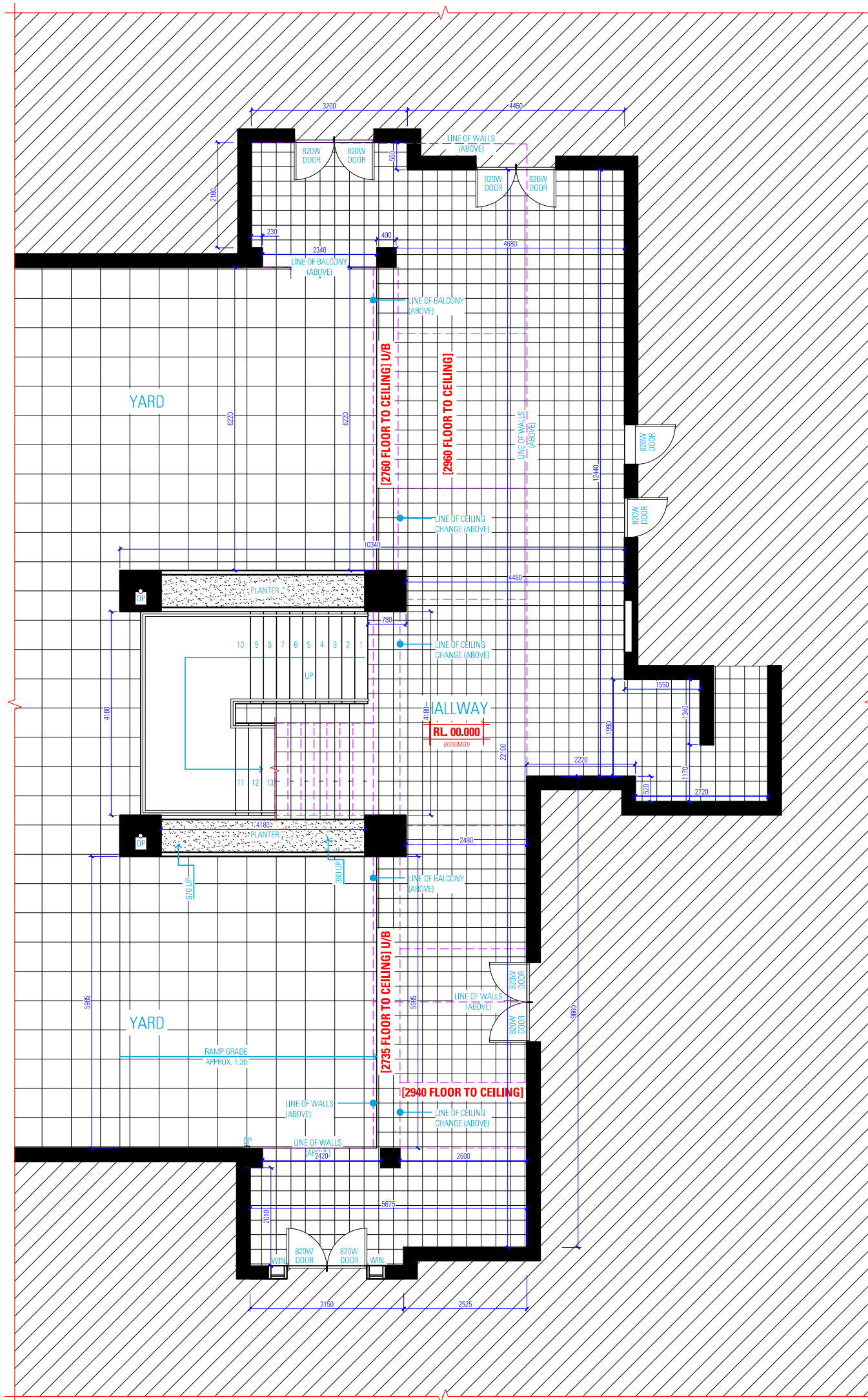
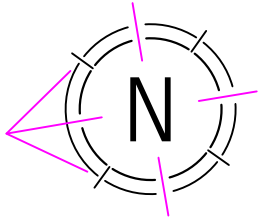
**ALTERATIONS AND ADDITIONS**  
 5 CHILTERN ROAD, INGLESIDE NSW 2101

**PROPOSED SITE PLAN**  
 SCALE: 1:200 (A3)  
 ISSUE: 4

DESIGNER: GUY BISHOP  
 DRAFTER: GUY BISHOP  
 DATE: 19/10/2011

19159-01





## EXISTING GROUND FLOOR PLAN

NOT FOR CONSTRUCTION

### NOTES

1. ALL DIMENSIONS ARE IN MILLIMETRES
2. VERIFY ALL DIMENSIONS ON SITE
3. DO NOT SCALE, USE FIGURED DIMENSIONS ONLY
4. VERIFY ALL DISCREPANCIES WITH THE DESIGNER
5. ALL WORKS TO COMPLY WITH THE NATIONAL CONSTRUCTION CODE (BCA) & AUSTRALIAN STANDARDS

### COPYRIGHT

THESE DRAWINGS HAVE BEEN PREPARED BY ES DESIGN, AND SHALL REMAIN THE PROPERTY OF THE SAME. NO PORTION OF THESE DRAWINGS, WHETHER IN PART OR WHOLE, SHALL BE USED IN ANY FORM, DUPLICATED OR OTHERWISE, WITHOUT PRIOR WRITTEN PERMISSION OF THE ARCHITECT/ DESIGNER. THESE DRAWINGS ARE SUBJECT TO COPYRIGHT LAWS.



www.es.com.au



### ALTERATIONS AND ADDITIONS

5 CHILTERN ROAD,  
INGLESIDE NSW 2101

DESIGN ELIE SLEIMAN  
DRAFTED ELIE SLEIMAN

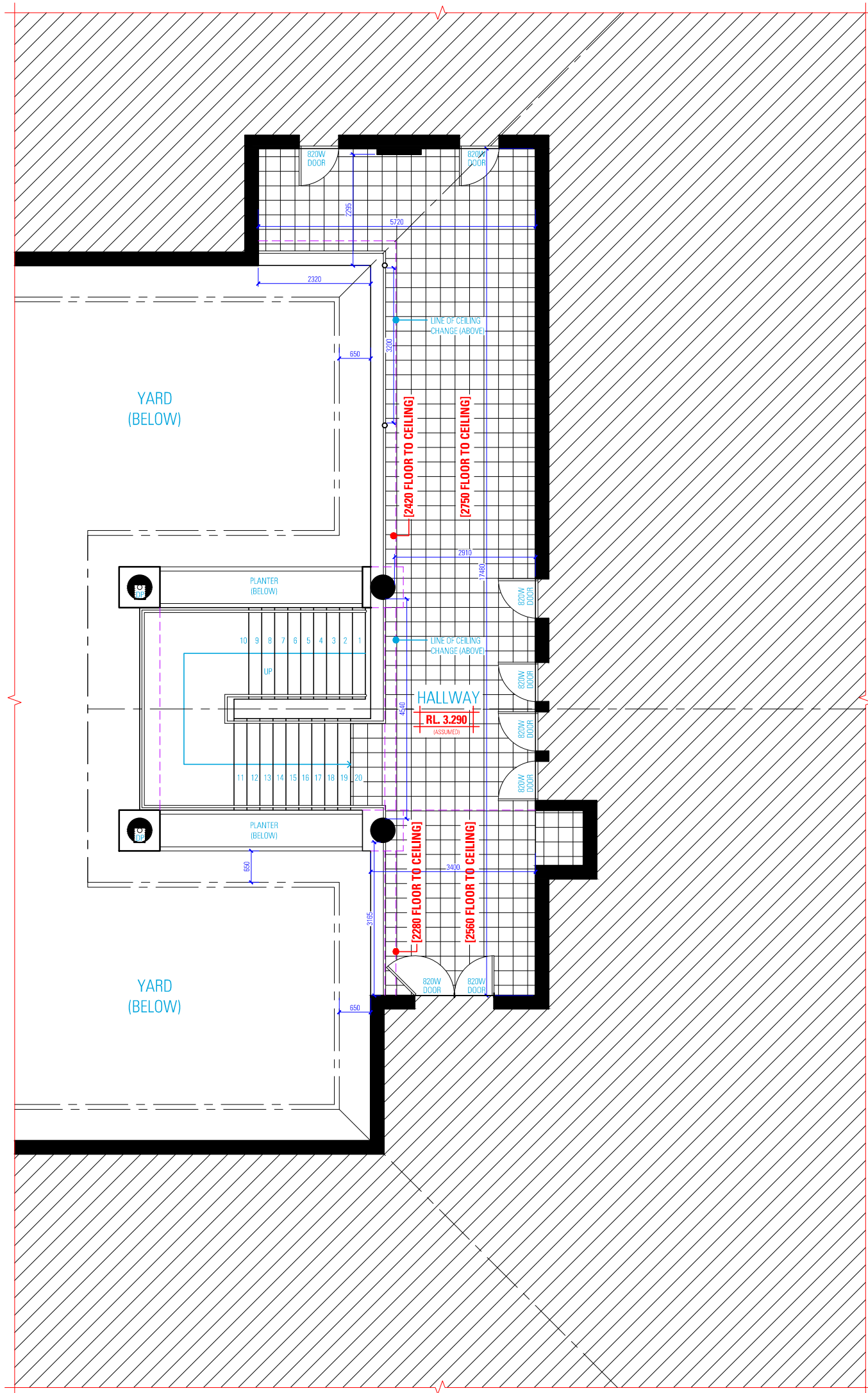
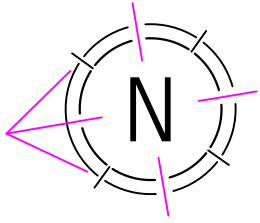
MR SAM BASMAJIAN

### DRAWING

EXISTING GROUND FLOOR PLAN

SCALE 1:100 / A3  
ISSUE A

DWG No. 19159-01



## EXISTING FIRST FLOOR PLAN

NOT FOR CONSTRUCTION

### NOTES

1. ALL DIMENSIONS ARE IN MILLIMETRES
2. VERIFY ALL DIMENSIONS ON SITE
3. DO NOT SCALE, USE FIGURED DIMENSIONS ONLY
4. VERIFY ALL DISCREPANCIES WITH THE DESIGNER
5. ALL WORKS TO COMPLY WITH THE NATIONAL CONSTRUCTION CODE (BCA) & AUSTRALIAN STANDARDS

### COPYRIGHT

THESE DRAWINGS HAVE BEEN PREPARED BY ES DESIGN, AND SHALL REMAIN THE PROPERTY OF THE SAME, NO PORTION OF THESE DRAWINGS, WHETHER IN PART OR WHOLE, SHALL BE USED IN ANY FORM, DUPLICATED OR OTHERWISE, WITHOUT PRIOR WRITTEN PERMISSION OF THE ARCHITECT/ DESIGNER. THESE DRAWINGS ARE SUBJECT TO COPYRIGHT LAWS.



www.es.com.au



DESIGN ELIE SLEIMAN  
DRAFTED ELIE SLEIMAN

### ALTERATIONS AND ADDITIONS

5 CHILTERN ROAD,  
INGLESIDE NSW 2101

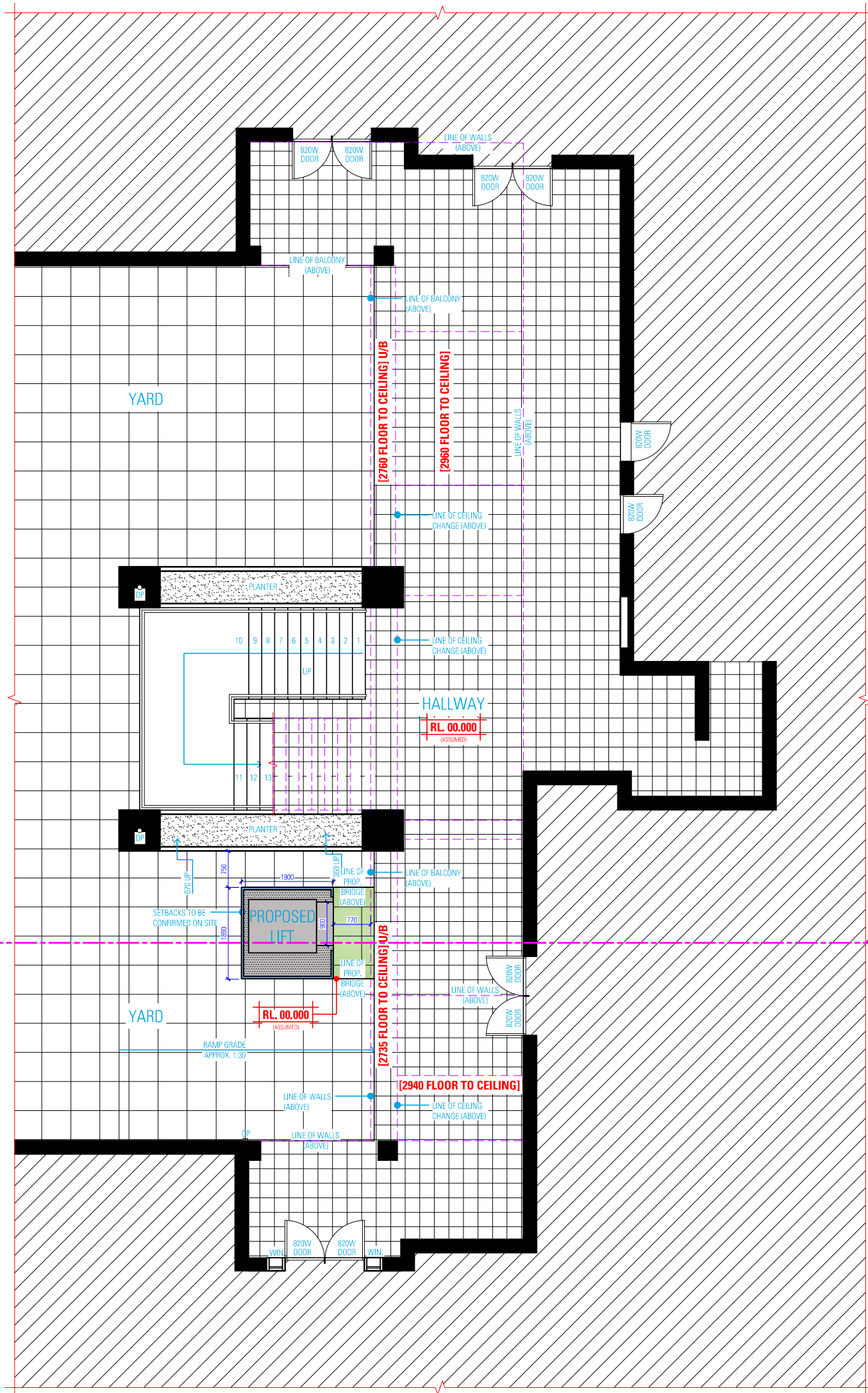
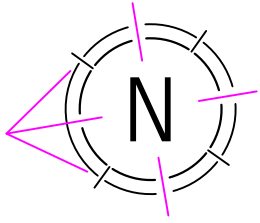
MR SAM BASMAJIAN

### DRAWING

EXISTING FIRST FLOOR PLAN

SCALE 1:100 / A3  
ISSUE A

DWG No. 19159-02



# PROPOSED GROUND FLOOR PLAN

NOT FOR CONSTRUCTION

**NOTES**

1. ALL DIMENSIONS ARE IN MILLIMETRES
2. VERIFY ALL DIMENSIONS ON SITE
3. DO NOT SCALE, USE FIGURED DIMENSIONS ONLY
4. VERIFY ALL DISCREPANCIES WITH THE DESIGNER
5. ALL WORKS TO COMPLY WITH THE NATIONAL CONSTRUCTION CODE (BCA) & AUSTRALIAN STANDARDS

**COPYRIGHT**

THESE DRAWINGS HAVE BEEN PREPARED BY ES DESIGN, AND SHALL REMAIN THE PROPERTY OF THE SAME. NO PORTION OF THESE DRAWINGS, WHETHER IN PART OR WHOLE, SHALL BE USED IN ANY FORM, DUPLICATED OR OTHERWISE, WITHOUT PRIOR WRITTEN PERMISSION OF THE ARCHITECT/ DESIGNER. THESE DRAWINGS ARE SUBJECT TO COPYRIGHT LAWS.



www.es.com.au



**ALTERATIONS AND ADDITIONS**

5 CHILTERN ROAD,  
INGLESIDE NSW 2101

DESIGN ELIE SLEIMAN  
DRAFTED ELIE SLEIMAN

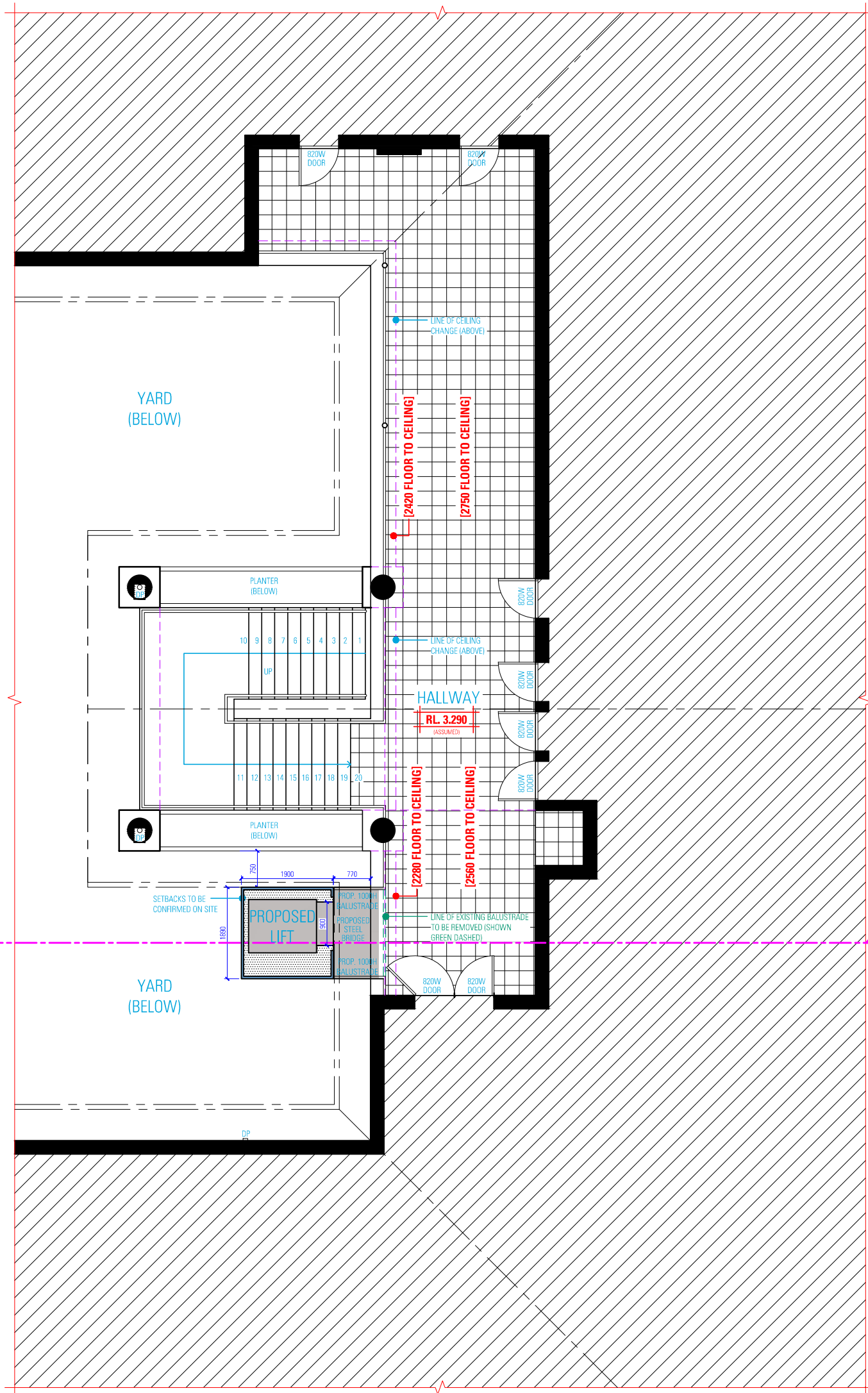
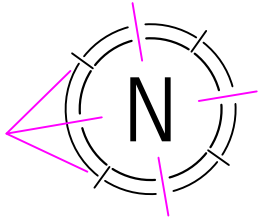
MR SAM BASMAJIAN

**DRAWING**

PROPOSED GROUND FLOOR PLAN

SCALE 1:100 / A3  
ISSUE A

DWG No. 19159-03



# PROPOSED FIRST FLOOR PLAN

NOT FOR CONSTRUCTION

**NOTES**

1. ALL DIMENSIONS ARE IN MILLIMETRES
2. VERIFY ALL DIMENSIONS ON SITE
3. DO NOT SCALE, USE FIGURED DIMENSIONS ONLY
4. VERIFY ALL DISCREPANCIES WITH THE DESIGNER
5. ALL WORKS TO COMPLY WITH THE NATIONAL CONSTRUCTION CODE (BCA) & AUSTRALIAN STANDARDS

**COPYRIGHT**

THESE DRAWINGS HAVE BEEN PREPARED BY ES DESIGN, AND SHALL REMAIN THE PROPERTY OF THE SAME. NO PORTION OF THESE DRAWINGS, WHETHER IN PART OR WHOLE, SHALL BE USED IN ANY FORM, DUPLICATED OR OTHERWISE, WITHOUT PRIOR WRITTEN PERMISSION OF THE ARCHITECT/ DESIGNER. THESE DRAWINGS ARE SUBJECT TO COPYRIGHT LAWS.



www.es.com.au



**ALTERATIONS AND ADDITIONS**

5 CHILTERN ROAD,  
INGLESIDE NSW 2101

DESIGN ELIE SLEIMAN  
DRAFTED ELIE SLEIMAN

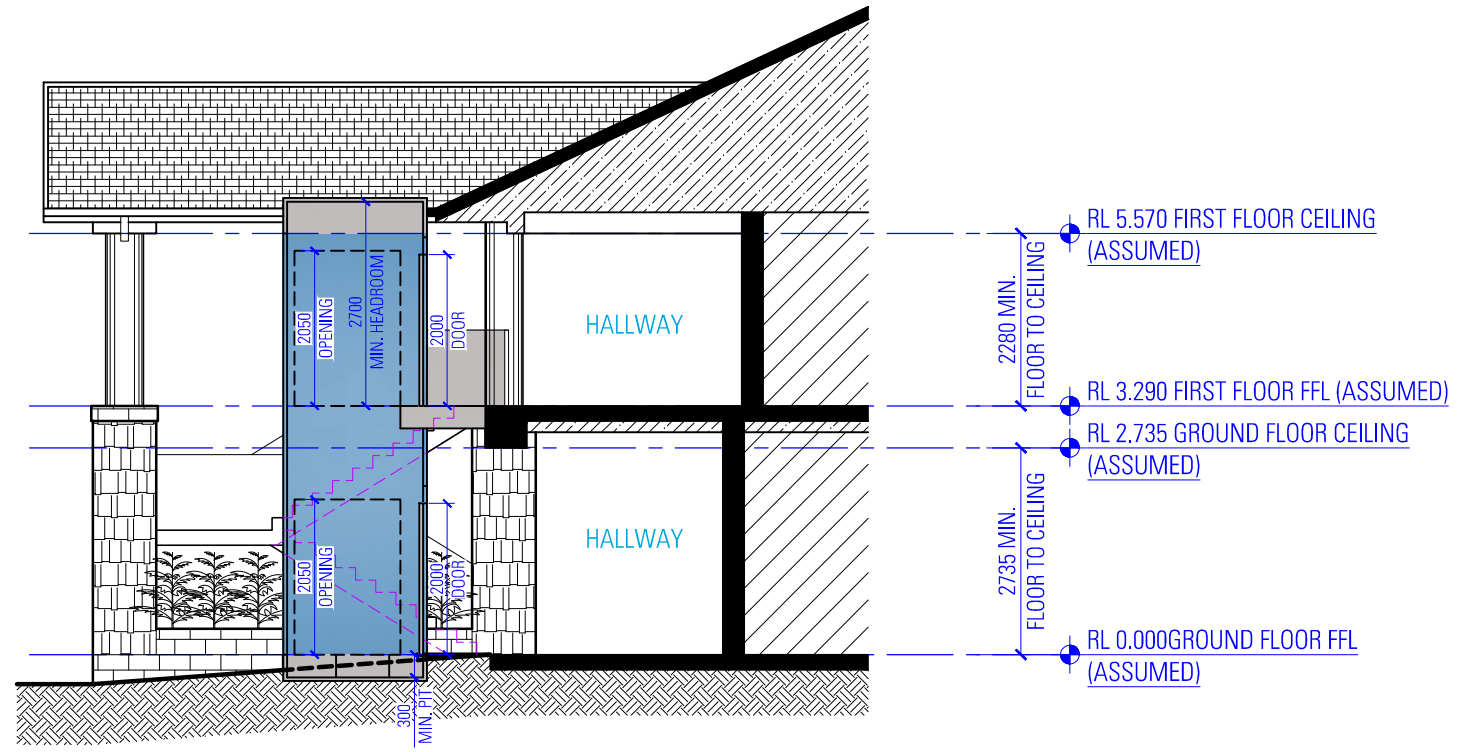
MR SAM BASMAJIAN

**DRAWING**

PROPOSED FIRST FLOOR PLAN

SCALE 1:100 / A3  
ISSUE A

DWG No. 19159-04



SECTION A  
03-04

SECTION

NOT FOR CONSTRUCTION

**NOTES**  
 1. ALL DIMENSIONS ARE IN MILLIMETRES  
 2. VERIFY ALL DIMENSIONS ON SITE  
 3. DO NOT SCALE, USE FIGURED DIMENSIONS ONLY  
 4. VERIFY ALL DISCREPANCIES WITH THE DESIGNER  
 5. ALL WORKS TO COMPLY WITH THE NATIONAL CONSTRUCTION CODE (BCA) & AUSTRALIAN STANDARDS

**COPYRIGHT**  
 THESE DRAWINGS HAVE BEEN PREPARED BY ES DESIGN, AND SHALL REMAIN THE PROPERTY OF THE SAME. NO PORTION OF THESE DRAWINGS, WHETHER IN PART OR WHOLE, SHALL BE USED IN ANY FORM, DUPLICATED OR OTHERWISE, WITHOUT PRIOR WRITTEN PERMISSION OF THE ARCHITECT/ DESIGNER. THESE DRAWINGS ARE SUBJECT TO COPYRIGHT LAWS.



**ALTERATIONS AND ADDITIONS**  
 5 CHILTERN ROAD,  
 INGLESIDE NSW 2101  
 DESIGN ELIE SLEIMAN  
 DRAFTED ELIE SLEIMAN  
 MR SAM BASMAJIAN

**DRAWING**  
 SECTION VIEW  
 SCALE 1:100 / A3  
 ISSUE A

DWG No. 19159-05