




APPENDIX 1 – TREE DATA SCHEDULE

No	Genus-species	Common Name	DAB metres (radius) Above Buttress	DBH metres (radius) Breast Ht	SRZ (radius) Metres	TPZ (radius) Metres	Height Metres	Age Young, Semi- Mature, Mature Over Mature	Canopy Spread (Metres) (radius)	SRZ incursion %	TPZ incursion %	Health Good Fair Fair/Poor Poor Failed	Condition Fair Fair/Poor Poor Failed	Useful Life Expectancy High Medium Low	Landscape significance High Medium Low	Retention value High Medium Low	Notes	Photo
1	Glochidion ferdinandii	Cheese Tree	0.99	0.85	3.30	10.20	12.00	Over Mature	6.00			Fair/Poor	Fair/Poor	Medium	Medium	Medium	Tree transitioning into old maturity, die back and a lack of vigour observed.	
2	Magnolia grandiflora "Exmouth"	Bull Bay Magnolia	0.49	0.40	2.45	4.80	8.00	Mature	3.00			Fair/Poor	Poor	Medium	Low	Low	Evidence of decay, very poor pruning and dieback. Tree given a low retention value.	
3	Camelia sasanqua	Camelia	0.26	0.19	1.88	2.28	8.00	Mature	3.00				Poor	Low	Low	Low	Tree in severe decline, given a low retention value.	

APPENDIX 1 – TREE DATA SCHEDULE

No	Genus-species	Common Name	DAB metres (radius) <small>Above Buttress</small>	DBH metres (radius) <small>Breast Ht</small>	SRZ (radius) Metres	TPZ (radius) Metres	Height Metres	Age <small>Young, Semi- Mature, Mature Over Mature</small>	Canopy Spread (Metres) (radius)	SRZ incursion %	TPZ incursion %	Health <small>Good Fair Fair/Poor Poor Failed</small>	Condition <small>Fair Fair/Poor Poor Failed</small>	Useful Life Expectancy <small>High Medium Low</small>	Landscape significance <small>High Medium Low</small>	Retention value <small>High Medium Low</small>	Notes	Photo
4	Jacaranda mimosifolia	Jacaranda	0.60	0.50	2.67	6.00	10.00	Mature	8.00			Fair	Fair/Poor	Medium	Medium	Medium	Tree in neighbouring property, TPZ estimated.	