



Rev	Description	Eng	Draft	Date
A	FOR DA SUBMISSION	MN	MN	3.7.23

Client				Mr Peter Quirk
Drawn	Designed	Checked	Scale	1:150
MN	MN	MN	Date	
Prj No.	Drw No.	Issue	27.6.23	
230330		C01		A

Title	STORMWATER LAYOUT
Project	Alterations & Additions At 29 Wandean Road, Claireville

DEVELOPMENT ENGINEERING SOLUTIONS

21 GRAND AVE, WESTMEAD 2145 P 8898 9830 M 0411506738

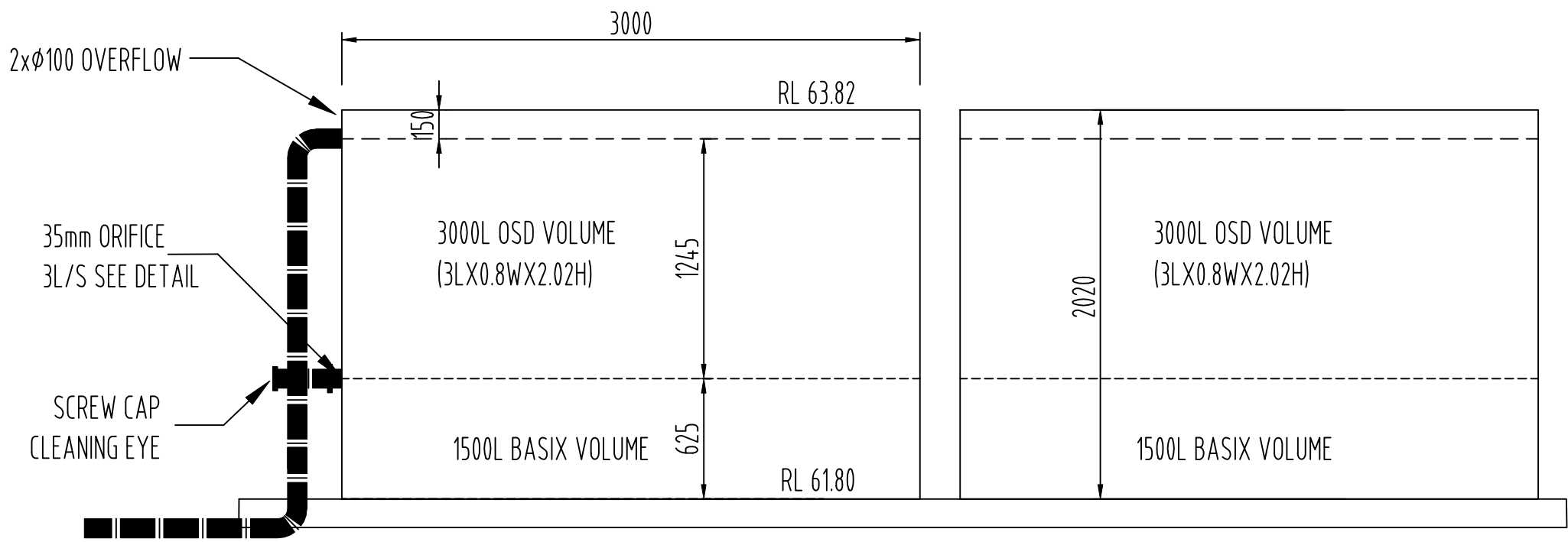


STORMWATER NOTES

1. ALL PIPES AND WORKMANSHIP ARE TO BE SOLVENT WELDED AND INSTALLED IN ACCORDANCE WITH RELEVANT PARTS OF AS/NZS 3500.
2. ALL PIPES ARE MIN 100mm DIA U.N.O LAID AT MIN. 1% GRADE
3. ALL DOWN PIPES SHALL BE 100mm DIA SOLVENT WELDED
4. EAVE GUTTERS SHALL HAVE MIN CROSS-SECT AREA 8500mm². BOX GUTTER 350WX200D OR EQUIVALENT
5. PLUMBER MUST INVESTIGATE ALL UNDERGROUND SERVICES LOCATIONS AND LEVELS BY CONTACTING "DIAL BEFORE YOU DIG" PRIOR TO WORKS COMMENCING. ANY CONFLICT OR DISCREPENCIES WITH DESIGN, THE ENGINEER SHALL BE CONSULTED FOR RESOLUTION.
6. THE LOCATION OF PIPELINE AND D.P SHOWN ARE NOT RESTRICTIVE. THEY CAN BE VARIED TO SUIT SITE CONDITIONS AS LONG AS THE TOTAL AREA DRAINING TO EACH PIPE/D.P REMAINS ESSENTIALLY THE SAME AND MINIMUM GRADIENT IS MAINTAINED.
7. THE DESIGN COVERS THE COLLECTION & DISPOSAL OF SURFACE WATER ONLY. CONSULT OTHER PROFESSIONALS FOR THE COLLECTION & DISPOSAL OF SEEPAGE & SUBSURFACE WATER FLOWS WHERE REQUIRED.
8. ALL GUTTERS AND ROOF FLASHING INSTALLATION SHALL BE IN A ACCORDANCE WITH RELEVANT SECTIONS OF AS3500.3 REGARDING OVERFLOW PROTECTION.
9. THE EXISTING STORMWATER SYSTEM AS ASSUMED SHALL BE LOCATED & TESTED TO ENSURE FUNCTIONAL. SHOULD IT DOES NOT EXISTS, CONSTRUCT A NEW MINIMUM Ø100 SYSTEM LAID AT MINIMUM 1% & 100 COVER & CONNECTED TO THE PUBLIC ROAD. CONSULT ENGINEER FOR RESOLUTION WHERE REQUIRED.

RAIN WATER TANKS

1. ONLY ROOF RUNOFF IS TO BE DIRECTED TO RAINWATER TANK
2. SYDNEY WATER SUPPLY TO TOP UP TANKS SHALL BE INSTALLED TO SYDNEY WATER REQUIREMENTS.
- 3 CONNECTION FOR INTERNAL REUSE SHALL BE AS PER D.A CONSENT OR BASIX REQUIREMENTS.
4. ALL RAINWATER TANKS AND ASSOCIATED PIPE WORKS ARE TO BE LABEL LED NON-POTABLE - NOT FOR DRINKING.
5. PROVIDE A PROPRIETOR CONTROLLER BOX TO REGULATE WATER SUPPLY FROM RAINWATER TANKS FOR INTERNAL REUSE.
6. PROVIDE LEAF GUARD TO ALL GUTTERS & MOSQUITOES NETTING TO R/W TANKS INLET, WITH APPROPRIATE AIR GAP.
7. RAINWATER TANK INSTALLATION & THEIR ASSOCIATED FITTINGS & FIXTURES SHALL COMPLY WITH RELEVANT SECTIONS OF AS/NZS 2179-1994 & AS 2180-1986.



A SECTION - ABOVE GROUND COMBINED OSD/RWT
C01 SCALE 1: 20

Rev	Description	Eng	Draft	Date	Client	Mr Peter Quirk			Title	STORMWATER SECTION		 DEVELOPMENT ENGINEERING SOLUTIONS 21 GRAND AVE, WESTMEAD 2145 P 8898 9830 M 0411506738	
					Drawn	MN	Designed	MN	Checked	MN	Scale		Project Alterations & Additions At 29 Wandeen Road, Claireville
					Pri No.	230330	Drw No.	C02	Issue	A	Date		
A	FOR DA SUBMISSION	MN	MN	3.7.23									