

# BASIX<sup>®</sup>Certificate

Building Sustainability Index [www.basix.nsw.gov.au](http://www.basix.nsw.gov.au)

## Single Dwelling

Certificate number: 1412073S\_04

This certificate confirms that the proposed development will meet the NSW government's requirements for sustainability, if it is built in accordance with the commitments set out below. Terms used in this certificate, or in the commitments, have the meaning given by the document entitled "BASIX Definitions" dated 10/09/2020 published by the Department. This document is available at [www.basix.nsw.gov.au](http://www.basix.nsw.gov.au)

This certificate is a revision of certificate number 1412073S lodged with the consent authority or certifier on 04 October 2023 with application DA2023/1438.

It is the responsibility of the applicant to verify with the consent authority that the original, or any revised certificate, complies with the requirements of Schedule 1 Clause 2A, 4A or 6A of the Environment Planning and Assessment Regulation 2000

Secretary

Date of issue: Wednesday, 11 December 2024

To be valid, this certificate must be lodged within 3 months of the date of issue.



### Project summary

Project name	1130 Pittwater Rd HEC1482_04
Street address	1130 PITTWATER ROAD COLLAROY 2097
Local Government Area	Northern Beaches Council
Plan type and plan number	Deposited Plan 121939
Lot no.	1
Section no.	-
Project type	separate dwelling house
No. of bedrooms	4

### Project score

Water	✓ 40	Target 40
Thermal Performance	✓ Pass	Target Pass
Energy	✓ 50	Target 50
Materials	✓ -1	Target n/a





### Certificate Prepared by

Name / Company Name: House Energy Certified

ABN (if applicable): 81601166561

# Description of project

Project address	
Project name	1130 Pittwater Rd HEC1482_04
Street address	1130 PITTWATER ROAD COLLAROY 2097
Local Government Area	Northern Beaches Council
Plan type and plan number	Deposited Plan 121939
Lot no.	1
Section no.	-
Project type	
Project type	separate dwelling house
No. of bedrooms	4
Site details	
Site area (m²)	386
Roof area (m²)	126
Conditioned floor area (m²)	287.0
Unconditioned floor area (m²)	23.0
Total area of garden and lawn (m²)	132
Roof area of the existing dwelling (m²)	0

Assessor details and thermal loads		
Assessor number	DMN/18/1851	
Certificate number	HR-A9EO3G-05	
Climate zone	56	
Area adjusted cooling load (MJ/ m².year)	24	
Area adjusted heating load (MJ/ m².year)	39	
Ceiling fan in at least one bedroom	No	
Ceiling fan in at least one living room or other conditioned area	Yes	
Project score		
Water	 40	Target 40
Thermal Performance	 Pass	Target Pass
Energy	 50	Target 50
Materials	 -1	Target n/a

## Schedule of BASIX commitments

The commitments set out below regulate how the proposed development is to be carried out. It is a condition of any development consent granted, or complying development certificate issued, for the proposed development, that BASIX commitments be complied with.





















Water Commitments	Show on DA plans	Show on CC/CDC plans & specs	Certifier check
<b>Fixtures</b>			
The applicant must install showerheads with a minimum rating of 4 star (> 6 but <= 7.5 L/min plus spray force and/or coverage tests) in all showers in the development.		✓	✓
The applicant must install a toilet flushing system with a minimum rating of 4 star in each toilet in the development.		✓	✓
The applicant must install taps with a minimum rating of 4 star in the kitchen in the development.		✓	
The applicant must install basin taps with a minimum rating of 4 star in each bathroom in the development.		✓	
<b>Alternative water</b>			
<b>Rainwater tank</b>			
The applicant must install a rainwater tank of at least 2000 litres on the site. This rainwater tank must meet, and be installed in accordance with, the requirements of all applicable regulatory authorities.	✓	✓	✓
The applicant must configure the rainwater tank to collect rain runoff from at least 100 square metres of the roof area of the development (excluding the area of the roof which drains to any stormwater tank or private dam).		✓	✓
The applicant must connect the rainwater tank to: <ul style="list-style-type: none"> <li>all toilets in the development</li> <li>at least one outdoor tap in the development (Note: NSW Health does not recommend that rainwater be used for human consumption in areas with potable water supply.)</li> </ul>		✓ ✓	✓ ✓

Thermal Comfort Commitments	Show on DA plans	Show on CC/CDC plans & specs	Certifier check
<b>Simulation Method</b>			
Assessor details and thermal loads			
The applicant must attach the certificate referred to under "Assessor Details" on the front page of this BASIX certificate (the "Assessor Certificate") to the development application and construction certificate application for the proposed development (or, if the applicant is applying for a complying development certificate for the proposed development, to that application). The applicant must also attach the Assessor Certificate to the application for an occupation certificate for the proposed development.			
The Assessor Certificate must have been issued by an Accredited Assessor in accordance with the Thermal Comfort Protocol.			
The details of the proposed development on the Assessor Certificate must be consistent with the details shown in this BASIX certificate, including the Cooling and Heating loads shown on the front page of this certificate.			
The applicant must show on the plans accompanying the development application for the proposed development, all matters which the Assessor Certificate requires to be shown on those plans. Those plans must bear a stamp of endorsement from the Accredited Assessor to certify that this is the case. The applicant must show on the plans accompanying the application for a construction certificate (or complying development certificate, if applicable), all thermal performance specifications set out in the Assessor Certificate, and all aspects of the proposed development which were used to calculate those specifications.	✓	✓	✓
The applicant must construct the development in accordance with all thermal performance specifications set out in the Assessor Certificate, and in accordance with those aspects of the development application or application for a complying development certificate which were used to calculate those specifications.		✓	✓
The applicant must show on the plans accompanying the development application for the proposed development, the locations of ceiling fans set out in the Assessor Certificate. The applicant must show on the plans accompanying the application for a construction certificate (or complying development certificate, if applicable), the locations of ceiling fans set out in the Assessor Certificate.	✓	✓	✓

Thermal Comfort Commitments	Show on DA plans	Show on CC/CDC plans & specs	Certifier check
Construction			
Where there is an in-slab heating or cooling system, the applicant must install insulation with an R-value of not less than 1.0 around the vertical edges of the perimeter of the slab, and underneath the slab if it is a suspended floor.	✓	✓	✓
The applicant must construct the floors and walls of the dwelling in accordance with the specifications listed in the table below.	✓	✓	✓


Floor and wall construction	Area
floor - concrete slab on ground	117.0 square metres
floor - suspended floor/enclosed subfloor	6.0 square metres


Energy Commitments	Show on DA plans	Show on CC/CDC plans & specs	Certifier check
<b>Hot water</b>			
The applicant must install the following hot water system in the development, or a system with a higher energy rating: gas instantaneous with a performance of 5 stars.	✓	✓	✓
<b>Cooling system</b>			
The applicant must install the following cooling system, or a system with a higher energy rating, in at least 1 living area: 1-phase airconditioning; Energy rating: 2.5 Star (old label)		✓	✓
The applicant must install the following cooling system, or a system with a higher energy rating, in at least 1 bedroom: 1-phase airconditioning; Energy rating: 2.5 Star (old label)		✓	✓
<b>Heating system</b>			
The applicant must install the following heating system, or a system with a higher energy rating, in at least 1 living area: electric floor heating; Energy rating: n/a		✓	✓
The applicant must install the following heating system, or a system with a higher energy rating, in at least 1 bedroom: 1-phase airconditioning; Energy rating: 2.5 Star (old label)		✓	✓
<b>Ventilation</b>			
The applicant must install the following exhaust systems in the development:			
At least 1 Bathroom: individual fan, ducted to façade or roof; Operation control: manual switch on/off		✓	✓
Kitchen: individual fan, ducted to façade or roof; Operation control: manual switch on/off		✓	✓
Laundry: individual fan, ducted to façade or roof; Operation control: manual switch on/off		✓	✓
<b>Artificial lighting</b>			
The applicant must ensure that the "primary type of artificial lighting" is fluorescent or light emitting diode (LED) lighting in each of the following rooms, and where the word "dedicated" appears, the fittings for those lights must only be capable of accepting fluorescent or light emitting diode (LED) lamps:			
<ul style="list-style-type: none"> <li>at least 4 of the bedrooms / study; dedicated</li> </ul>		✓	✓


Energy Commitments	Show on DA plans	Show on CC/CDC plans & specs	Certifier check
<ul style="list-style-type: none"> <li>• at least 1 of the living / dining rooms; dedicated</li> <li>• the kitchen; dedicated</li> <li>• all bathrooms/toilets; dedicated</li> <li>• the laundry; dedicated</li> <li>• all hallways; dedicated</li> </ul>		    	    
<b>Natural lighting</b>			
The applicant must install a window and/or skylight in the kitchen of the dwelling for natural lighting.			
The applicant must install a window and/or skylight in 3 bathroom(s)/toilet(s) in the development for natural lighting.			
<b>Alternative energy</b>			
The applicant must install a photovoltaic system with the capacity to generate at least 1.7 peak kilowatts of electricity as part of the development. The applicant must connect this system to the development's electrical system.			
<b>Other</b>			
The applicant must install a gas cooktop & gas oven in the kitchen of the dwelling.			

## Legend

In these commitments, "applicant" means the person carrying out the development.

Commitments identified with a  in the "Show on DA plans" column must be shown on the plans accompanying the development application for the proposed development (if a development application is to be lodged for the proposed development).

Commitments identified with a  in the "Show on CC/CDC plans and specs" column must be shown in the plans and specifications accompanying the application for a construction certificate / complying development certificate for the proposed development.

Commitments identified with a  in the "Certifier check" column must be certified by a certifying authority as having been fulfilled, before a final occupation certificate (either interim or final) for the development may be issued.