

BASIX[®]Certificate

Building Sustainability Index www.basix.nsw.gov.au

Alterations and Additions

Certificate number: A1779190

This certificate confirms that the proposed development will meet the NSW government's requirements for sustainability, if it is built in accordance with the commitments set out below. Terms used in this certificate, or in the commitments, have the meaning given by the document entitled "BASIX Definitions" dated 10/09/2020 published by the Department. This document is available at www.basix.nsw.gov.au

Secretary

Date of issue: Sunday, 29 December 2024

To be valid, this certificate must be lodged within 3 months of the date of issue.



Project address

Project name	Silva Residence
Street address	150 ALLAMBIE Road ALLAMBIE HEIGHTS 2100
Local Government Area	Northern Beaches Council
Plan type and number	Deposited Plan DP752038
Lot number	2264
Section number	-

Project type

Dwelling type	Dwelling house (detached)
Type of alteration and addition	The estimated development cost for my renovation work is \$50,000 or more, and does not include a pool (and/or spa).
N/A	N/A

Certificate Prepared by (please complete before submitting to Council or PCA)

Name / Company Name: Mrs Brianna Swan

ABN (if applicable):

Fixtures and systems	Show on DA Plans	Show on CC/CDC Plans & specs	Certifier Check
Hot water			
The applicant must install the following hot water system in the development: solar (electric-boosted) system that is eligible to create Renewable Energy Certificates under the (Commonwealth) Renewable Energy (Electricity) Regulations 2001 (incorporating Amendment Regulations 2005 (No. 2)).	✓	✓	✓
Lighting			
The applicant must ensure a minimum of 40% of new or altered light fixtures are fitted with fluorescent, compact fluorescent, or light-emitting-diode (LED) lamps.		✓	✓
Fixtures			
The applicant must ensure new or altered showerheads have a flow rate no greater than 9 litres per minute or a 3 star water rating.		✓	✓
The applicant must ensure new or altered toilets have a flow rate no greater than 4 litres per average flush or a minimum 3 star water rating.		✓	✓
The applicant must ensure new or altered taps have a flow rate no greater than 9 litres per minute or minimum 3 star water rating.		✓	

Construction			Show on DA Plans	Show on CC/CDC Plans & specs	Certifier Check
Insulation requirements					
The applicant must construct the new or altered construction (floor(s), walls, and ceilings/roofs) in accordance with the specifications listed in the table below, except that a) additional insulation is not required where the area of new construction is less than 2m2, b) insulation specified is not required for parts of altered construction where insulation already exists.			✓	✓	✓
Construction	Additional insulation required (R-value)	Other specifications			
concrete slab on ground floor.	nil	N/A			
suspended floor above garage: framed (R0.7).	nil	N/A			
floor above existing dwelling or building.	nil	N/A			
external wall: brick veneer	R1.16 (or R1.70 including construction)				
external wall: framed (weatherboard, fibro, metal clad)	R1.30 (or R1.70 including construction)				
internal wall shared with garage: single skin masonry (R0.18)	nil				
flat ceiling, flat roof: framed	ceiling: R1.08 (up), roof: foil backed blanket (75 mm)	medium (solar absorptance 0.475 - 0.70)			

Glazing requirements	Show on DA Plans	Show on CC/CDC Plans & specs	Certifier Check
Windows and glazed doors			
The applicant must install the windows, glazed doors and shading devices, in accordance with the specifications listed in the table below. Relevant overshadowing specifications must be satisfied for each window and glazed door.	✓	✓	✓
The following requirements must also be satisfied in relation to each window and glazed door:		✓	✓
Each window or glazed door with standard aluminium or timber frames and single clear or toned glass may either match the description, or, have a U-value and a Solar Heat Gain Coefficient (SHGC) no greater than that listed in the table below. Total system U-values and SHGCs must be calculated in accordance with National Fenestration Rating Council (NFRC) conditions.		✓	✓
Each window or glazed door with improved frames, or pyrolytic low-e glass, or clear/air gap/clear glazing, or toned/air gap/clear glazing must have a U-value and a Solar Heat Gain Coefficient (SHGC) no greater than that listed in the table below. Total system U-values and SHGCs must be calculated in accordance with National Fenestration Rating Council (NFRC) conditions. The description is provided for information only. Alternative systems with complying U-value and SHGC may be substituted.		✓	✓
For projections described in millimetres, the leading edge of each eave, pergola, verandah, balcony or awning must be no more than 500 mm above the head of the window or glazed door and no more than 2400 mm above the sill.	✓	✓	✓
Pergolas with polycarbonate roof or similar translucent material must have a shading coefficient of less than 0.35.		✓	✓
External louvres and blinds must fully shade the window or glazed door beside which they are situated when fully drawn or closed.		✓	✓
Pergolas with fixed battens must have battens parallel to the window or glazed door above which they are situated, unless the pergola also shades a perpendicular window. The spacing between battens must not be more than 50 mm.		✓	✓

Glazing requirements							Show on DA Plans	Show on CC/CDC Plans & specs	Certifier Check
Windows and glazed doors glazing requirements									
Window/door number	Orientation	Area of glass including frame (m2)	Overshadowing height (m)	Overshadowing distance (m)	Shading device	Frame and glass type			
D100	SW	3.96	0	0	eave/ verandah/ pergola/balcony >=900 mm	standard aluminium, single clear, (or U-value: 7.63, SHGC: 0.75)			
D101	NW	1.55	0	0	eave/ verandah/ pergola/balcony >=600 mm	standard aluminium, single pyrolytic low-e, (U- value: 5.7, SHGC: 0.47)			
W100	NW	3.08	0	0	eave/ verandah/ pergola/balcony >=600 mm	standard aluminium, single pyrolytic low-e, (U- value: 5.7, SHGC: 0.47)			
D102	NE	18.34	0	0	eave/ verandah/ pergola/balcony >=900 mm	standard aluminium, single clear, (or U-value: 7.63, SHGC: 0.75)			
W101	NE	5.72	0	0	eave/ verandah/ pergola/balcony >=900 mm	standard aluminium, single clear, (or U-value: 7.63, SHGC: 0.75)			

Glazing requirements							Show on DA Plans	Show on CC/CDC Plans & specs	Certifier Check
Window/door number	Orientation	Area of glass including frame (m2)	Overshadowing height (m)	Overshadowing distance (m)	Shading device	Frame and glass type			
D103	NE	7.05	0	0	eave/ verandah/ pergola/balcony >=900 mm	standard aluminium, single clear, (or U-value: 7.63, SHGC: 0.75)			
W200	SW	6.8	0	0	eave/ verandah/ pergola/balcony >=900 mm	standard aluminium, single clear, (or U-value: 7.63, SHGC: 0.75)			
W201	NW	1.2	0	0	eave/ verandah/ pergola/balcony >=600 mm	standard aluminium, single pyrolytic low-e, (U- value: 5.7, SHGC: 0.47)			
W202	NW	0.58	0	0	eave/ verandah/ pergola/balcony >=450 mm	standard aluminium, single clear, (or U-value: 7.63, SHGC: 0.75)			
W203	NW	0.75	0	0	eave/ verandah/ pergola/balcony >=600 mm	standard aluminium, single pyrolytic low-e, (U- value: 5.7, SHGC: 0.47)			


Glazing requirements							Show on DA Plans	Show on CC/CDC Plans & specs	Certifier Check
Windows and glazed doors glazing requirements									
Window/door number	Orientation	Area of glass including frame (m2)	Overshadowing height (m)	Overshadowing distance (m)	Shading device	Frame and glass type			
W204	NW	0.75	0	0	eave/ verandah/ pergola/balcony >=600 mm	standard aluminium, single pyrolytic low-e, (U- value: 5.7, SHGC: 0.47)			
D200	NE	7.39	0	0	eave/ verandah/ pergola/balcony >=900 mm	standard aluminium, single clear, (or U-value: 7.63, SHGC: 0.75)			
W205	NE	8	0	0	eave/ verandah/ pergola/balcony >=900 mm	standard aluminium, single clear, (or U-value: 7.63, SHGC: 0.75)			
W206	NE	5.98	0	0	eave/ verandah/ pergola/balcony >=900 mm	standard aluminium, single clear, (or U-value: 7.63, SHGC: 0.75)			
W207	NE	0.89	0	0	external louvre/blind (adjustable)	standard aluminium, single clear, (or U-value: 7.63, SHGC: 0.75)			


Glazing requirements							Show on DA Plans	Show on CC/CDC Plans & specs	Certifier Check
Window/door number	Orientation	Area of glass including frame (m2)	Overshadowing height (m)	Overshadowing distance (m)	Shading device	Frame and glass type			
W208	SE	0.89	0	0	none	standard aluminium, single clear, (or U-value: 7.63, SHGC: 0.75)			
W209	SE	1.2	0	0	none	standard aluminium, single clear, (or U-value: 7.63, SHGC: 0.75)			
W210	SW	2.18	0	0	external louvre/blind (adjustable)	standard aluminium, single clear, (or U-value: 7.63, SHGC: 0.75)			
W211	NW	2.18	0	0	external louvre/blind (adjustable)	standard aluminium, single clear, (or U-value: 7.63, SHGC: 0.75)			
W212	NW	2.18	0	0	external louvre/blind (adjustable)	standard aluminium, single clear, (or U-value: 7.63, SHGC: 0.75)			


Glazing requirements				Show on DA Plans	Show on CC/CDC Plans & specs	Certifier Check
Skylights						
The applicant must install the skylights in accordance with the specifications listed in the table below.				✓	✓	✓
The following requirements must also be satisfied in relation to each skylight:					✓	✓
Each skylight may either match the description, or, have a U-value and a Solar Heat Gain Coefficient (SHGC) no greater than that listed in the table below.					✓	✓
Skylights glazing requirements						
Skylight number	Area of glazing inc. frame (m2)	Shading device	Frame and glass type			
S01	0.6	no shading	timber, low-E internal/argon fill/clear external, (or U-value: 2.9, SHGC: 0.456)			
S02	0.84	no shading	timber, low-E internal/argon fill/clear external, (or U-value: 2.9, SHGC: 0.456)			

Legend

In these commitments, "applicant" means the person carrying out the development.

Commitments identified with a  in the "Show on DA plans" column must be shown on the plans accompanying the development application for the proposed development (if a development application is to be lodged for the proposed development).

Commitments identified with a  in the "Show on CC/CDC plans & specs" column must be shown in the plans and specifications accompanying the application for a construction certificate / complying development certificate for the proposed development.

Commitments identified with a  in the "Certifier check" column must be certified by a certifying authority as having been fulfilled, before a final occupation certificate for the development may be issued.