

BASIX[®]Certificate

Building Sustainability Index www.basix.nsw.gov.au

Alterations and Additions

Certificate number: A454487_02

This certificate confirms that the proposed development will meet the NSW government's requirements for sustainability, if it is built in accordance with the commitments set out below. Terms used in this certificate, or in the commitments, have the meaning given by the document entitled "BASIX Definitions" dated 10/09/2020 published by the Department. This document is available at www.basix.nsw.gov.au

Secretary

Date of issue: Thursday, 22 February 2024

To be valid, this certificate must be lodged within 3 months of the date of issue.



Project address	
Project name	Hall Residence_02
Street address	23 BENNETT STREET - CURL CURL 2096
Local Government Area	Northern Beaches Council
Plan type and number	Deposited Plan 226412
Lot number	3
Section number	-
Project type	
Dwelling type	Separate dwelling house
Type of alteration and addition	My renovation work is valued at \$50,000 or more, and does not include a pool (and/or spa).
N/A	N/A
Certificate Prepared by (please complete before submitting to Council or PCA)	
Name / Company Name: Sheralee Hogan	
ABN (if applicable):	

Fixtures and systems	Show on DA Plans	Show on CC/CDC Plans & specs	Certifier Check
Lighting			
The applicant must ensure a minimum of 40% of new or altered light fixtures are fitted with fluorescent, compact fluorescent, or light-emitting-diode (LED) lamps.		✓	✓
Fixtures			
The applicant must ensure new or altered showerheads have a flow rate no greater than 9 litres per minute or a 3 star water rating.		✓	✓
The applicant must ensure new or altered toilets have a flow rate no greater than 4 litres per average flush or a minimum 3 star water rating.		✓	✓
The applicant must ensure new or altered taps have a flow rate no greater than 9 litres per minute or minimum 3 star water rating.		✓	

Construction			Show on DA Plans	Show on CC/CDC Plans & specs	Certifier Check																					
Insulation requirements																										
The applicant must construct the new or altered construction (floor(s), walls, and ceilings/roofs) in accordance with the specifications listed in the table below, except that a) additional insulation is not required where the area of new construction is less than 2m ² , b) insulation specified is not required for parts of altered construction where insulation already exists.			✔	✔	✔																					
<table border="1" style="width: 100%; border-collapse: collapse;"> <thead> <tr> <th style="background-color: #808080; color: white;">Construction</th> <th style="background-color: #808080; color: white;">Additional insulation required (R-value)</th> <th style="background-color: #808080; color: white;">Other specifications</th> </tr> </thead> <tbody> <tr> <td>suspended floor with open subfloor: framed (R0.7).</td> <td>R0.8 (down) (or R1.50 including construction)</td> <td>N/A</td> </tr> <tr> <td>floor above existing dwelling or building.</td> <td>nil</td> <td>N/A</td> </tr> <tr> <td>external wall: brick veneer</td> <td>R1.16 (or R1.70 including construction)</td> <td></td> </tr> <tr> <td>external wall: framed (weatherboard, fibro, metal clad)</td> <td>R1.30 (or R1.70 including construction)</td> <td></td> </tr> <tr> <td>raked ceiling, pitched/skillion roof: framed</td> <td>ceiling: R2.24 (up), roof: foil backed blanket (55 mm)</td> <td>medium (solar absorptance 0.475 - 0.70)</td> </tr> <tr> <td>flat ceiling, flat roof: framed</td> <td>ceiling: R2.08 (up), roof: foil backed blanket (55 mm)</td> <td>medium (solar absorptance 0.475 - 0.70)</td> </tr> </tbody> </table>			Construction	Additional insulation required (R-value)	Other specifications	suspended floor with open subfloor: framed (R0.7).	R0.8 (down) (or R1.50 including construction)	N/A	floor above existing dwelling or building.	nil	N/A	external wall: brick veneer	R1.16 (or R1.70 including construction)		external wall: framed (weatherboard, fibro, metal clad)	R1.30 (or R1.70 including construction)		raked ceiling, pitched/skillion roof: framed	ceiling: R2.24 (up), roof: foil backed blanket (55 mm)	medium (solar absorptance 0.475 - 0.70)	flat ceiling, flat roof: framed	ceiling: R2.08 (up), roof: foil backed blanket (55 mm)	medium (solar absorptance 0.475 - 0.70)			
Construction	Additional insulation required (R-value)	Other specifications																								
suspended floor with open subfloor: framed (R0.7).	R0.8 (down) (or R1.50 including construction)	N/A																								
floor above existing dwelling or building.	nil	N/A																								
external wall: brick veneer	R1.16 (or R1.70 including construction)																									
external wall: framed (weatherboard, fibro, metal clad)	R1.30 (or R1.70 including construction)																									
raked ceiling, pitched/skillion roof: framed	ceiling: R2.24 (up), roof: foil backed blanket (55 mm)	medium (solar absorptance 0.475 - 0.70)																								
flat ceiling, flat roof: framed	ceiling: R2.08 (up), roof: foil backed blanket (55 mm)	medium (solar absorptance 0.475 - 0.70)																								

Glazing requirements	Show on DA Plans	Show on CC/CDC Plans & specs	Certifier Check
Windows and glazed doors			
The applicant must install the windows, glazed doors and shading devices, in accordance with the specifications listed in the table below. Relevant overshadowing specifications must be satisfied for each window and glazed door.	✓	✓	✓
The following requirements must also be satisfied in relation to each window and glazed door:		✓	✓
Each window or glazed door with standard aluminium or timber frames and single clear or toned glass may either match the description, or, have a U-value and a Solar Heat Gain Coefficient (SHGC) no greater than that listed in the table below. Total system U-values and SHGCs must be calculated in accordance with National Fenestration Rating Council (NFRC) conditions.		✓	✓
Each window or glazed door with improved frames, or pyrolytic low-e glass, or clear/air gap/clear glazing, or toned/air gap/clear glazing must have a U-value and a Solar Heat Gain Coefficient (SHGC) no greater than that listed in the table below. Total system U-values and SHGCs must be calculated in accordance with National Fenestration Rating Council (NFRC) conditions. The description is provided for information only. Alternative systems with complying U-value and SHGC may be substituted.		✓	✓
For projections described in millimetres, the leading edge of each eave, pergola, verandah, balcony or awning must be no more than 500 mm above the head of the window or glazed door and no more than 2400 mm above the sill.	✓	✓	✓
Pergolas with polycarbonate roof or similar translucent material must have a shading coefficient of less than 0.35.		✓	✓
Pergolas with fixed battens must have battens parallel to the window or glazed door above which they are situated, unless the pergola also shades a perpendicular window. The spacing between battens must not be more than 50 mm.		✓	✓
Overshadowing buildings or vegetation must be of the height and distance from the centre and the base of the window and glazed door, as specified in the 'overshadowing' column in the table below.	✓	✓	✓

Glazing requirements							Show on DA Plans	Show on CC/CDC Plans & specs	Certifier Check
Windows and glazed doors glazing requirements									
Window/door number	Orientation	Area of glass including frame (m2)	Overshadowing height (m)	Overshadowing distance (m)	Shading device	Frame and glass type			
W1	W	1.95	0.2	7.7	eave/ verandah/ pergola/balcony >=900 mm	standard aluminium, single pyrolytic low-e, (U-value: 5.7, SHGC: 0.47)			
W2	S	2.28	3.1	5.4	eave/ verandah/ pergola/balcony >=900 mm	standard aluminium, single pyrolytic low-e, (U-value: 5.7, SHGC: 0.47)			
W3	S	1.81	5.8	5.4	eave/ verandah/ pergola/balcony >=900 mm	standard aluminium, single pyrolytic low-e, (U-value: 5.7, SHGC: 0.47)			
W4	S	4.8	0	0	eave/ verandah/ pergola/balcony >=900 mm	standard aluminium, single pyrolytic low-e, (U-value: 5.7, SHGC: 0.47)			
W5	E	1.2	3.8	2.5	eave/ verandah/ pergola/balcony >=450 mm	standard aluminium, single toned, (or U-value: 7.57, SHGC: 0.57)			

Glazing requirements							Show on DA Plans	Show on CC/CDC Plans & specs	Certifier Check
Window/door number	Orientation	Area of glass including frame (m2)	Overshadowing height (m)	Overshadowing distance (m)	Shading device	Frame and glass type			
W6	E	0.53	3.5	2.5	eave/ verandah/ pergola/balcony >=450 mm	standard aluminium, single toned, (or U-value: 7.57, SHGC: 0.57)			
W7	N	1.37	0	0	eave/ verandah/ pergola/balcony >=900 mm	standard aluminium, single pyrolytic low-e, (U-value: 5.7, SHGC: 0.47)			
W8	N	3.08	0	0	eave/ verandah/ pergola/balcony >=900 mm	standard aluminium, single pyrolytic low-e, (U-value: 5.7, SHGC: 0.47)			
W9	N	7.87	0	0	eave/ verandah/ pergola/balcony >=900 mm	standard aluminium, single clear, (or U-value: 7.63, SHGC: 0.75)			
W10	E	13.46	0	0	eave/ verandah/ pergola/balcony >=900 mm	standard aluminium, single clear, (or U-value: 7.63, SHGC: 0.75)			

Glazing requirements							Show on DA Plans	Show on CC/CDC Plans & specs	Certifier Check
Windows and glazed doors glazing requirements									
Window/door number	Orientation	Area of glass including frame (m2)	Overshadowing height (m)	Overshadowing distance (m)	Shading device	Frame and glass type			
W11	N	3.21	10	6.5	eave/ verandah/ pergola/balcony >=750 mm	standard aluminium, single clear, (or U-value: 7.63, SHGC: 0.75)			
W12	W	1.79	2.5	2.7	eave/ verandah/ pergola/balcony >=450 mm	standard aluminium, single toned, (or U-value: 7.57, SHGC: 0.57)			
W13	W	1.78	2.5	2.7	eave/ verandah/ pergola/balcony >=450 mm	standard aluminium, single toned, (or U-value: 7.57, SHGC: 0.57)			
W14	S	1.35	0	0	eave/ verandah/ pergola/balcony >=900 mm	standard aluminium, single toned, (or U-value: 7.57, SHGC: 0.57)			
W15	S	1.89	0	0	eave/ verandah/ pergola/balcony >=900 mm	standard aluminium, single clear, (or U-value: 7.63, SHGC: 0.75)			

Glazing requirements							Show on DA Plans	Show on CC/CDC Plans & specs	Certifier Check
Window/door number	Orientation	Area of glass including frame (m2)	Overshadowing height (m)	Overshadowing distance (m)	Shading device	Frame and glass type			
W16	S	0.94	1.9	9.4	eave/ verandah/ pergola/balcony >=900 mm	standard aluminium, single clear, (or U-value: 7.63, SHGC: 0.75)			
W17	S	1.89	0	0	eave/ verandah/ pergola/balcony >=900 mm	standard aluminium, single pyrolytic low-e, (U- value: 5.7, SHGC: 0.47)			
W18	E	0.78	0.2	2.7	eave/ verandah/ pergola/balcony >=600 mm	standard aluminium, single pyrolytic low-e, (U- value: 5.7, SHGC: 0.47)			
W19	N	1.58	0	0	eave/ verandah/ pergola/balcony >=900 mm	standard aluminium, single toned, (or U-value: 7.57, SHGC: 0.57)			
W20	N	0.94	0	0	eave/ verandah/ pergola/balcony >=900 mm	standard aluminium, single toned, (or U-value: 7.57, SHGC: 0.57)			


Glazing requirements							Show on DA Plans	Show on CC/CDC Plans & specs	Certifier Check
Windows and glazed doors glazing requirements									
Window/door number	Orientation	Area of glass including frame (m2)	Overshadowing height (m)	Overshadowing distance (m)	Shading device	Frame and glass type			
W21	N	1.73	0	0	eave/ verandah/ pergola/balcony >=900 mm	standard aluminium, single pyrolytic low-e, (U-value: 5.7, SHGC: 0.47)			
W22	N	2.52	0	0	eave/ verandah/ pergola/balcony >=900 mm	standard aluminium, single pyrolytic low-e, (U-value: 5.7, SHGC: 0.47)			
W23	W	0.66	0	0	eave/ verandah/ pergola/balcony >=600 mm	improved aluminium, single pyrolytic low-e, (U-value: 4.48, SHGC: 0.46)			
W24	W	0.52	0	0	eave/ verandah/ pergola/balcony >=600 mm	improved aluminium, single pyrolytic low-e, (U-value: 4.48, SHGC: 0.46)			
W25	W	0.52	0	0	eave/ verandah/ pergola/balcony >=600 mm	improved aluminium, single pyrolytic low-e, (U-value: 4.48, SHGC: 0.46)			


Glazing requirements							Show on DA Plans	Show on CC/CDC Plans & specs	Certifier Check
Window/door number	Orientation	Area of glass including frame (m2)	Overshadowing height (m)	Overshadowing distance (m)	Shading device	Frame and glass type			
W26	E	0.47	0.4	2.7	eave/ verandah/ pergola/balcony >=600 mm	improved aluminium, single toned, (U-value: 6.39, SHGC: 0.56)			
W27	E	1.9	1.8	5	eave/ verandah/ pergola/balcony >=600 mm	standard aluminium, single pyrolytic low-e, (U- value: 5.7, SHGC: 0.47)			


Glazing requirements				Show on DA Plans	Show on CC/CDC Plans & specs	Certifier Check
Skylights						
The applicant must install the skylights in accordance with the specifications listed in the table below.				✔	✔	✔
The following requirements must also be satisfied in relation to each skylight:					✔	✔
Each skylight may either match the description, or, have a U-value and a Solar Heat Gain Coefficient (SHGC) no greater than that listed in the table below.					✔	✔
Skylights glazing requirements						
Skylight number	Area of glazing inc. frame (m2)	Shading device	Frame and glass type			
S1	0.88	no shading	timber, low-E internal/argon fill/clear external, (or U-value: 2.5, SHGC: 0.456)			

Legend

In these commitments, "applicant" means the person carrying out the development.

Commitments identified with a  in the "Show on DA plans" column must be shown on the plans accompanying the development application for the proposed development (if a development application is to be lodged for the proposed development).

Commitments identified with a  in the "Show on CC/CDC plans & specs" column must be shown in the plans and specifications accompanying the application for a construction certificate / complying development certificate for the proposed development.

Commitments identified with a  in the "Certifier check" column must be certified by a certifying authority as having been fulfilled, before a final occupation certificate for the development may be issued.