

**FREMONT<sup>®</sup>**

Pittwater RSL Club - Pylon & External Signage

# Site Plan





# Site Plan

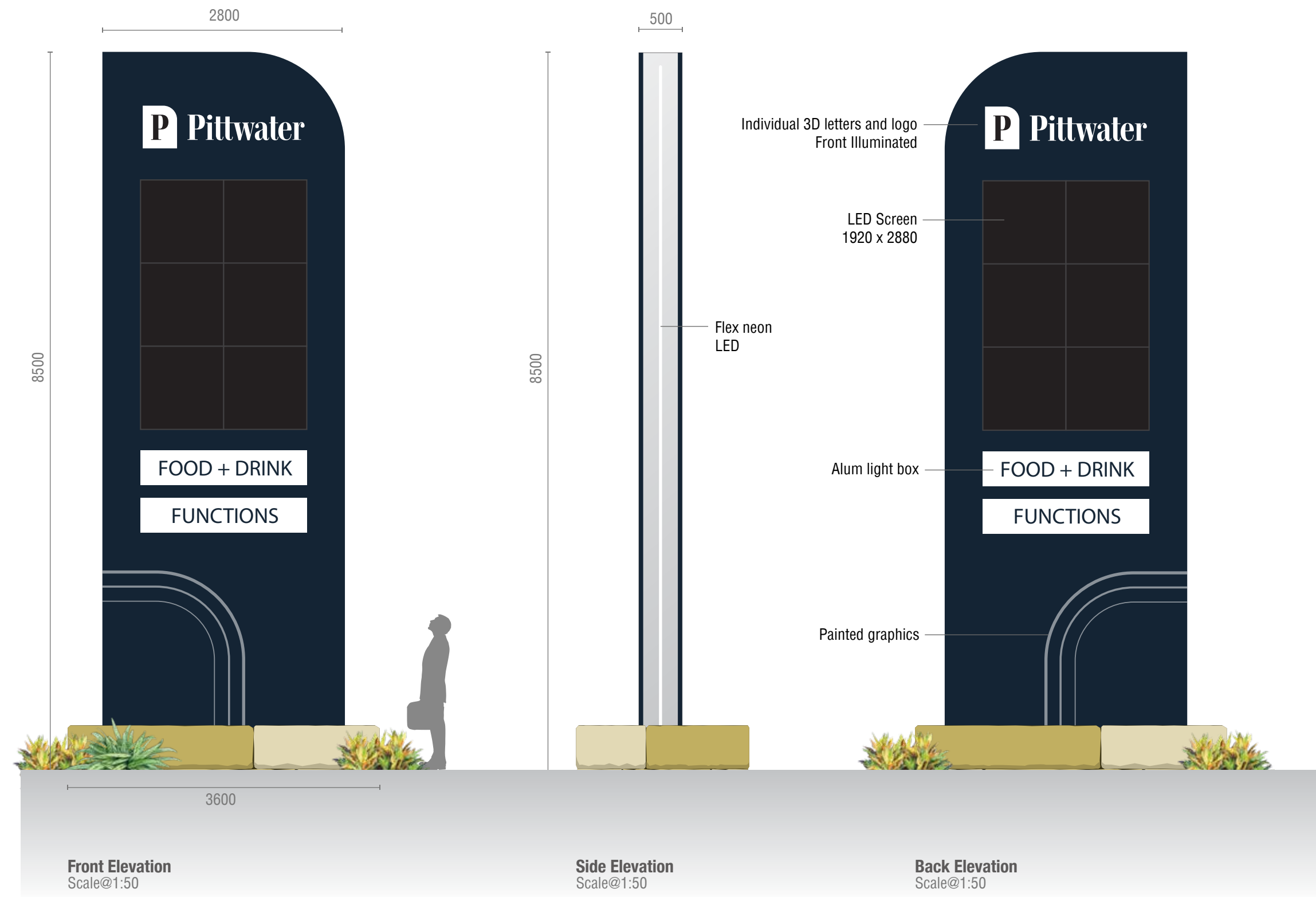
SG-01



# SG-01\_Pylon Sign

## Details

- Pylon sign with illuminated letters
- LED screen to both sides





# SG-01\_Pylon Sign

## Details

- Pylon sign with illuminated letters
- LED screen to both sides




# SG-01\_Pylon Sign (Screen Details)

## Details

- Steel fabricated sign frame
- Aluminium cladding
- LED screen by others
- Total 11.04sqm

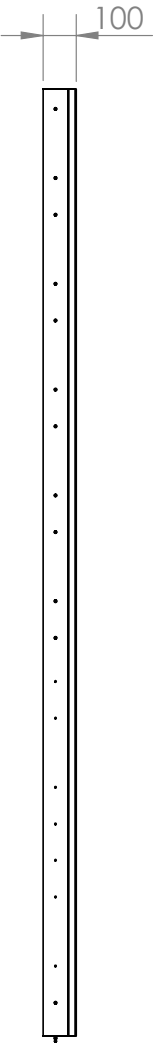

## Light Details

	POWER OUTPUT 12W/m (12V)
	LUMENS 350lm/m



P3 Outdoor LED Display

Ethernet or strong Wifi for Data  
If not available a 4g dongle will be required.




Power & Data Requirements	
GPO Qty	1
GPO Location	Rear
Ethernet QTY	1
Ethernet Location	Female termination in Machine bases / Male termination at server rack
Voltage (volts)	240
Amps (Max/Typical)	10/2.07
Watts (Max/Typical)	2410/496
HEAT BTUs	8212



# SG-02\_Entry Plinth

## Details

- Non-illuminated plinth sign





# SG-03\_Exit Plinth

## Details

- Non-illuminated plinth sign







*Thank you.*