

NOMINATED ARCHITECT: TONYLEUNG NSW 7133

1955 PITTWATER ROAD, BAYVIEW

S4.55 AMENDED PLANS

DRAWING LIST

Sheet No.	Revision	Sheet Name
DA.000		Cover Page
DA.100	C	Drawing List
DA.101	C	Site Plan
DA.201	C	Entry Floor Plan
DA.202	C	Carpark Floor Plan
DA.203	C	Lower Ground Floor Plan
DA.204	C	Ground Floor Plan
DA.205	C	First Floor Plan
DA.301	C	Section AA
DA.302	C	Section BB
DA.401	C	North Elevation
DA.402	C	West Elevation
DA.403	C	South Elevation
DA.404	C	East Elevation
DA.501	C	Shadow Diagram 1
DA.502	C	Shadow Diagram 2
DA.701	C	GFA Diagram
DA.801	A	Schedule of Materials & Finishes
DA.802	A	Schedule of Materials & Finishes
DA.803	C	Schedule of Materials & Finishes
DA.901	A	Site Development Comparison Plan
DA.902	A	Carpark Floor Comparison Plan
DA.903	A	Lower Ground Comparison Plan
DA.904	A	Ground Floor Comparison Plan
DA.905	A	First Floor Comparison Plan
DA.906	A	Comparison Elevation
DA.907	A	Comparison Elevation
DA.908	A	Tree Retention Plan
DA.909	A	New/ Replacement Tree Plan
DA.1001	A	Carpark Floor Plan with As-built Overlay
DA.1002	A	Lower Ground Floor Plan with As-built Overlay
DA.1003	A	Ground Floor with As-built Overlay

Rev	Description	Date
A	S4.55 Submission	8/8/22
B	S4.55 Response	20/10/22
C	S4.55 Amended Plans	28/01/23

Project Name

1955 Pittwater Rd., Bayview

Drawing Title

Drawing List

Project No.

A22039

Drawing no:

DA.100

ISSUE


C

SUMMARY OF CHANGES:

1. **Entry Pedestrian Ramp** - Increased pedestrian ramp width to 1600mm for accessibility
2. **Building Entry** - New awning and vertical louvre screen to increase sense of entry.
3. **Balcony Articulation** - New curved balconies for improved aesthetics. Increase in outdoor private open space area and solar access for improved amenity
4. **Fencing** - New fencing to provide safety and security
5. **Roof** - New rooftop plant enclosure to comply with services requirements
6. **First Floor Roof Deck/ Landscaping** - Change in configuration of First Floor roof deck to integrate with overall building aesthetics. New landscape buffer around perimeter of First Floor roof deck for improved privacy and softening of built form
7. **Roof & Floor RL** - Adjustment in floor-to-floor heights to reflect structural and building services requirements.
8. **Vehicular Access** - Design development to comply with accessibility & Australian Standards.
9. **FRNSW Requirement** - to provide hardstand & fire hydrant booster assembly , requiring removal of tree T3 (Refer to Arborist Report).
10. **Carpark Floor Plan** – Parking re-configuration within approved footprint.
11. **Lower Ground Floor Plan** – Increase in Unit 4 storage area to accentuate recess and alignment between the two modulated built forms. Louvred door and panels for maintenance and ventilation. New landscaped terrace to integrate with cascading balconies above and overall building aesthetics.
12. **Unit layouts** - Internal reconfiguration and increase in unit size for improved amenity.
13. **Elevations** - Removal of wall break in east elevation of Units 3 and 4. Revised façade and window treatments associated with plan amendments
14. **Boundary Fence** - 1.8m high painted fencing capped and lapped in Dulux 'Winter Fog'
15. **Vertical Screening** - Continuation of vertical screening over lift shaft to accentuate recess between the two modulated built forms
16. **Proposed Terrace Extension**

LEGEND


- S4.55 MODIFICATIONS
- APPROVED MOD 2021/0343



Rev	Description	Date
A	S4.55 Submission	8/8/22
B	S4.55 Response	20/10/22
C	S4.55 Amended Plans	28/01/23

Project Name

1955 Pittwater Rd., Bayview



Drawing Title

Entry Floor Plan

SCALE 1 : 200 @ A3 Drawing no: DA.201

Project No.

A22039

ISSUE

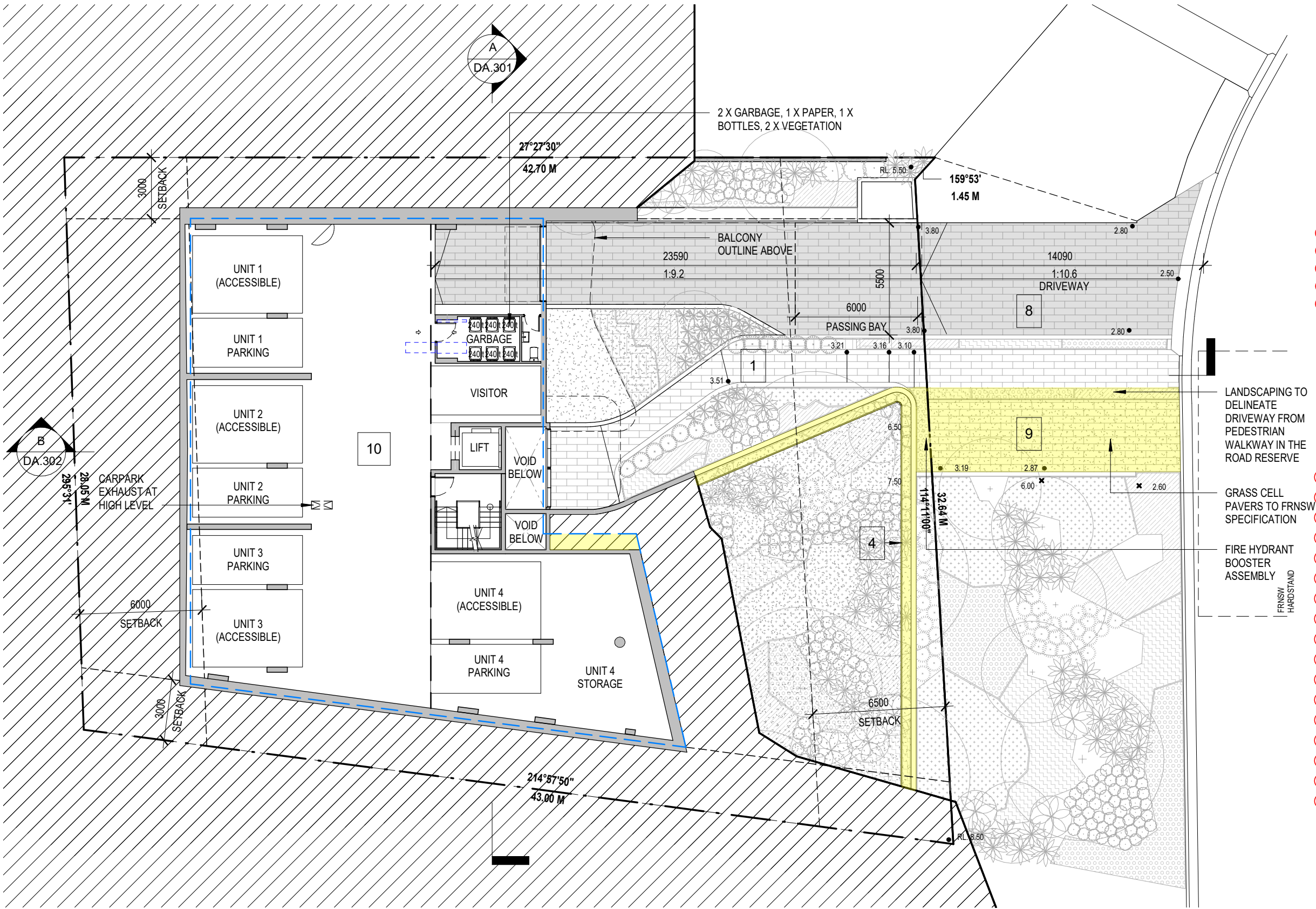

C

SUMMARY OF CHANGES:

1. **Entry Pedestrian Ramp** - Increased pedestrian ramp width to 1600mm for accessibility
2. **Building Entry** - New awning and vertical louvre screen to increase sense of entry.
3. **Balcony Articulation** - New curved balconies for improved aesthetics. Increase in outdoor private open space area and solar access for improved amenity
4. **Fencing** - New fencing to provide safety and security
5. **Roof** - New rooftop plant enclosure to comply with services requirements
6. **First Floor Roof Deck/ Landscaping** - Change in configuration of First Floor roof deck to integrate with overall building aesthetics. New landscape buffer around perimeter of First Floor roof deck for improved privacy and softening of built form
7. **Roof & Floor RL** - Adjustment in floor-to-floor heights to reflect structural and building services requirements.
8. **Vehicular Access** - Design development to comply with accessibility & Australian Standards.
9. **FRNSW Requirement** - to provide hardstand & fire hydrant booster assembly , requiring removal of tree T3 (Refer to Arborist Report).
10. **Carpark Floor Plan** – Parking re-configuration within approved footprint.
11. **Lower Ground Floor Plan** – Increase in Unit 4 storage area to accentuate recess and alignment between the two modulated built forms. Louvred door and panels for maintenance and ventilation. New landscaped terrace to integrate with cascading balconies above and overall building aesthetics.
12. **Unit layouts** - Internal reconfiguration and increase in unit size for improved amenity.
13. **Elevations** - Removal of wall break in east elevation of Units 3 and 4. Revised façade and window treatments associated with plan amendments
14. **Boundary Fence** - 1.8m high painted fencing capped and lapped in Dulux 'Winter Fog'
15. **Vertical Screening** - Continuation of vertical screening over lift shaft to accentuate recess between the two modulated built forms
16. **Proposed Terrace Extension**

LEGEND


- S4.55 MODIFICATIONS
- APPROVED MOD 2021/0343



Rev	Description	Date
A	S4.55 Submission	8/8/22
B	S4.55 Response	20/10/22
C	S4.55 Amended Plans	28/01/23

Project Name

1955 Pittwater Rd., Bayview



Drawing Title

Carpark Floor Plan

SCALE 1 : 200 @ A3 Drawing no: DA.202

Project No. A22039

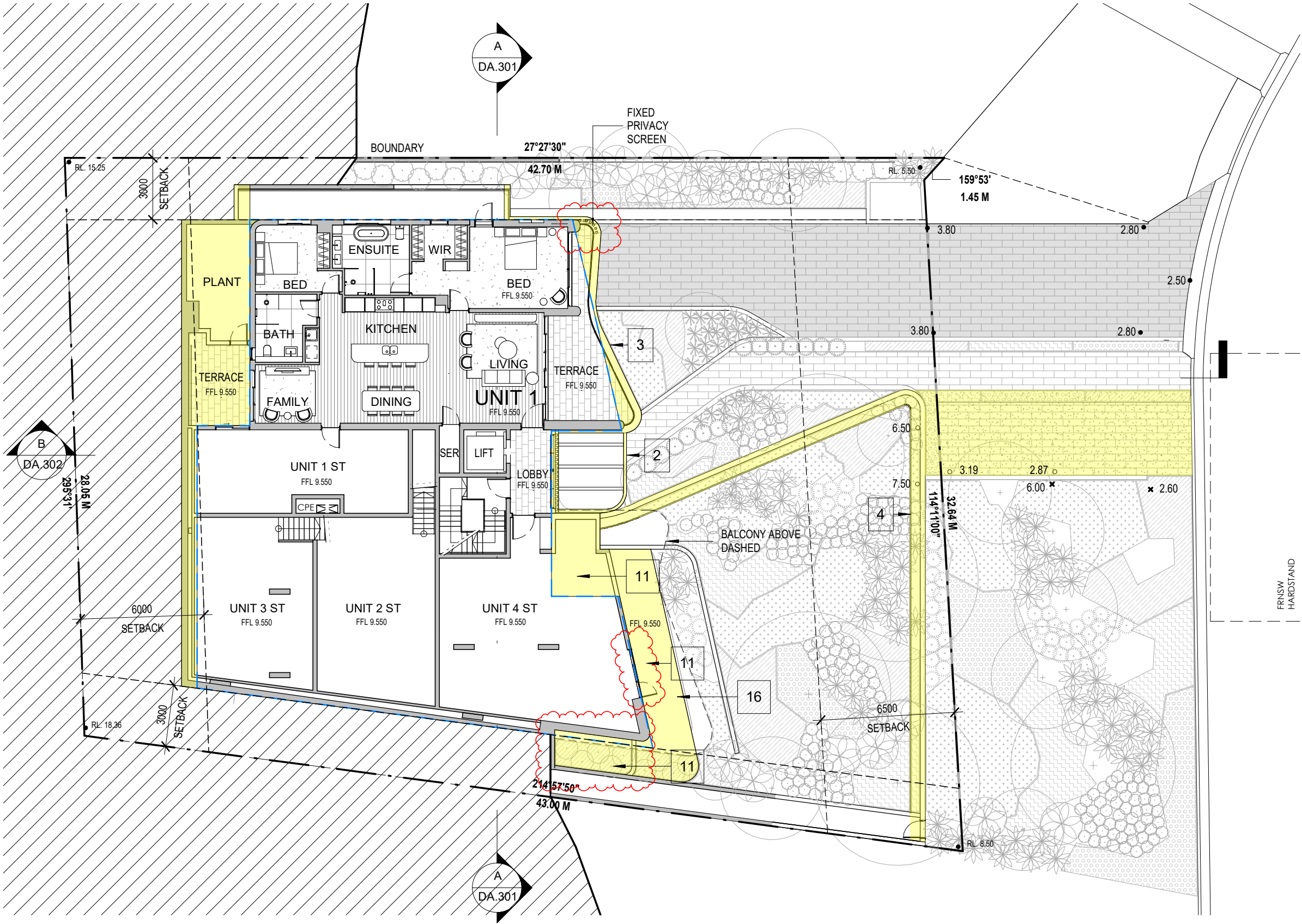

ISSUE C

SUMMARY OF CHANGES:

- 1. **Entry Pedestrian Ramp** - Increased pedestrian ramp width to 1600mm for accessibility
- 2. **Building Entry** - New awning and vertical louvre screen to increase sense of entry.
- 3. **Balcony Articulation** - New curved balconies for improved aesthetics. Increase in outdoor private open space area and solar access for improved amenity
- 4. **Fencing** - New fencing to provide safety and security
- 5. **Roof** - New rooftop plant enclosure to comply with services requirements
- 6. **First Floor Roof Deck/ Landscaping** - Change in configuration of First Floor roof deck to integrate with overall building aesthetics. New landscape buffer around perimeter of First Floor roof deck for improved privacy and softening of built form
- 7. **Roof & Floor RL** - Adjustment in floor-to-floor heights to reflect structural and building services requirements.
- 8. **Vehicular Access** - Design development to comply with accessibility & Australian Standards.
- 9. **FRNSW Requirement** - to provide hardstand & fire hydrant booster assembly , requiring removal of tree T3 (Refer to Arborist Report).
- 10. **Carpark Floor Plan** – Parking re-configuration within approved footprint.
- 11. **Lower Ground Floor Plan** – Increase in Unit 4 storage area to accentuate recess and alignment between the two modulated built forms. Louvred door and panels for maintenance and ventilation. New landscaped terrace to integrate with cascading balconies above and overall building aesthetics.
- 12. **Unit layouts** - Internal reconfiguration and increase in unit size for improved amenity.
- 13. **Elevations** - Removal of wall break in east elevation of Units 3 and 4. Revised façade and window treatments associated with plan amendments
- 14. **Boundary Fence** - 1.8m high painted fencing capped and lapped in Dulux 'Winter Fog'
- 15. **Vertical Screening** - Continuation of vertical screening over lift shaft to accentuate recess between the two modulated built forms
- 16. **Proposed Terrace Extension**


LEGEND

- S4.55 MODIFICATIONS
- APPROVED MOD 2021/0343



Rev	Description	Date
A	S4.55 Submission	8/8/22
B	S4.55 Response	20/10/22
C	S4.55 Amended Plans	28/01/23

Project Name
1955 Pittwater Rd., Bayview



Drawing Title
Lower Ground Floor Plan

SCALE 1 : 200 @ A3 Drawing no: DA.203

Project No.
A22039

ISSUE
C

SUMMARY OF CHANGES:

1. Entry Pedestrian Ramp - Increased pedestrian ramp width to 1600mm for accessibility
2. Building Entry - New awning and vertical louvre screen to increase sense of entry.
3. Balcony Articulation - New curved balconies for improved aesthetics. Increase in outdoor private open space area and solar access for improved amenity
4. Fencing - New fencing to provide safety and security
5. Roof - New rooftop plant enclosure to comply with services requirements
6. First Floor Roof Deck/ Landscaping - Change in configuration of First Floor roof deck to integrate with overall building aesthetics. New landscape buffer around perimeter of First Floor roof deck for improved privacy and softening of built form
7. Roof & Floor RL - Adjustment in floor-to-floor heights to reflect structural and building services requirements.
8. Vehicular Access - Design development to comply with accessibility & Australian Standards.
9. FRNSW Requirement - to provide hardstand & fire hydrant booster assembly , requiring removal of tree T3 (Refer to Arborist Report).

10. Carpark Floor Plan – Parking re-configuration within approved footprint.
11. Lower Ground Floor Plan – Increase in Unit 4 storage area to accentuate recess and alignment between the two modulated built forms. Louvred door and panels for maintenance and ventilation. New landscaped terrace to integrate with cascading balconies above and overall building aesthetics.
12. Unit layouts - Internal reconfiguration and increase in unit size for improved amenity.
13. Elevations - Removal of wall break in east elevation of Units 3 and 4. Revised façade and window treatments associated with plan amendments
14. Boundary Fence - 1.8m high painted fencing capped and lapped in Dulux 'Winter Fog'
15. Vertical Screening - Continuation of vertical screening over lift shaft to accentuate recess between the two modulated built forms
16. Proposed Terrace Extension

LEGEND

S4.55 MODIFICATIONS

APPROVED MOD 2021/0343

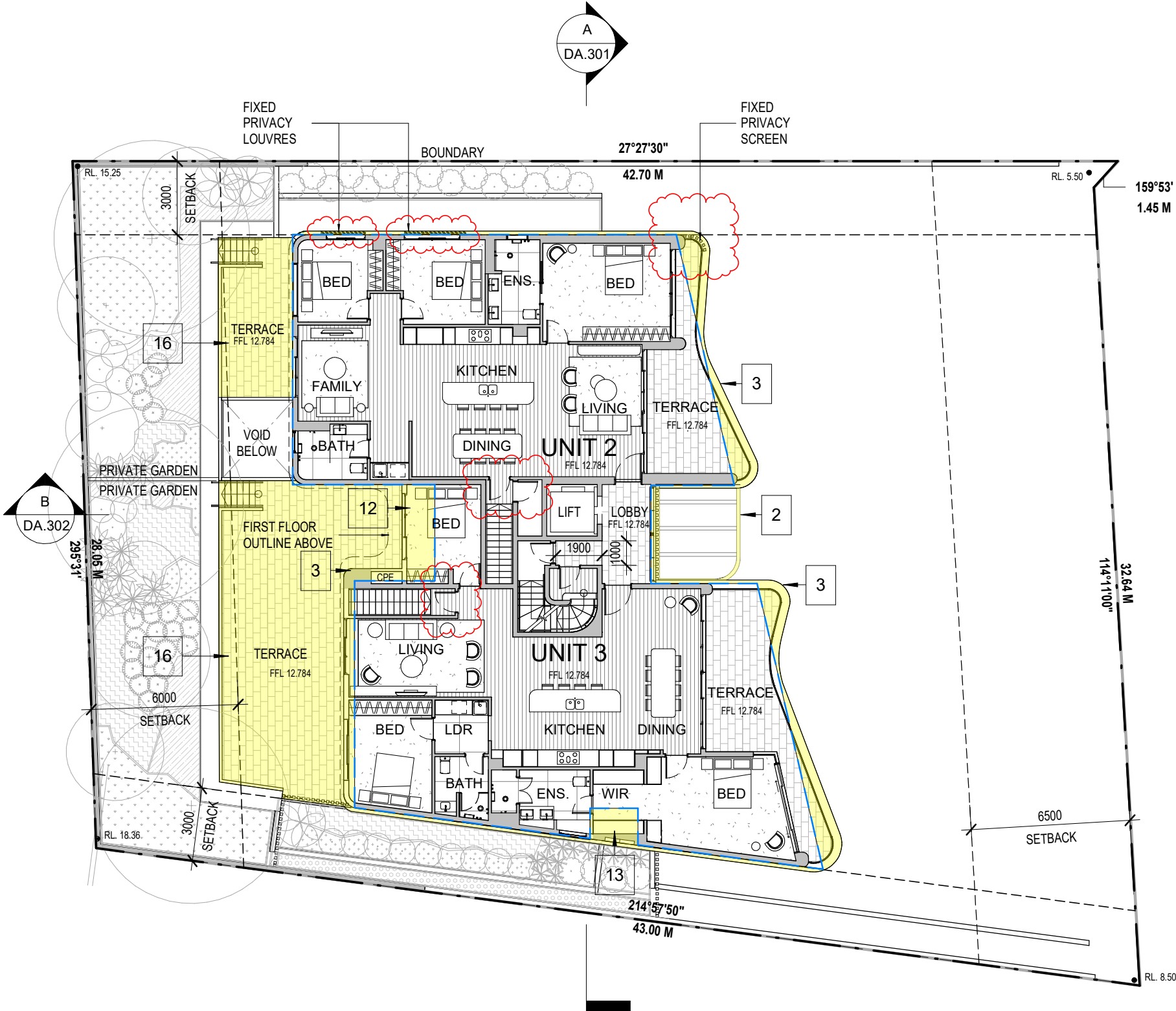
0

2m

4m

10m


BASIX and Thermal Comfort Inclusions – 1955 Pittwater Road, Bayview	
Floors	Concrete with a minimum R1.2 insulation (insulation only value) required to units with Garage below Concrete slab on ground, no insulation required Concrete between levels, no insulation required
Walls	External walls: Cavity brick wall with insulation for a total system value of R11.79 External colour: Default colour modelled Internal walls: Cavity brick to walls adjacent to neighbours, foyers and hallways, no insulation required. Minimum 150mm concrete with furring channel and plasterboard lining to all walls adjacent to lift shafts and fire stairs. No insulation required. Internal walls (within units): Single skin brick wall – no insulation
Windows	Glazed doors/windows: Group A – awning + bifold + casement windows + hinged glazed doors U-value: 4.80 (equal to or lower than) SHGC: 0.51 (±10%) Group B – sliding doors/windows + fixed glazing + louvered windows U-value: 4.80 (equal to or lower than) SHGC: 0.59 (±10%) Given values are AFRC total window system values (glass and frame) Note: Openability modelled as per BASIX Thermal Protocol – 4.14.2 and NATHERS Technical Note 1.2 – 10.11 with regards to restricted openings
Roof & ceilings	Concrete roof, no insulation Metal roof with foil backed blanket (Ru1.3 and Rd1.3) Plasterboard ceiling, R3.0 insulation (insulation only value) where roof above Plasterboard ceiling, no insulation where neighbouring units are above External colour: Medium (0.475<SA > 0.7)
Ceiling penetrations	Sealed LED downlights at a maximum of one every 2.5m2. Once lighting plan has been developed
Floor coverings	NATHERS certificate can be updated to improve specification Carpet to bedrooms, tiles to wet areas and, timber elsewhere
Hot water system	Individual 6 star gas instantaneous hot water systems to each unit
Alternative water supply	5500L central rainwater tank Collecting from 200m2 of roof area. To be connected to irrigation of private/common landscaping
Fixtures	Showerheads: 4.0 star Mid flow (>6L but <=7.5L/min) Toilets: 4.0 star Kitchen taps: 4.0 star Bathroom vanity taps: 4.0 star
Cooling systems	Single phase air conditioning + ceiling fans to living areas and bedrooms; minimum 3.0 stars
Heating systems	Single phase air conditioning to living areas and bedrooms; minimum 3.0 stars
Appliances	Clothes dryer: 3.0 star energy rating Clothes washer: 2.5 star water rating and 3.0 star energy rating Dish washer: 3.0 star water rating and 3.0 star energy rating
Ventilation in units	Kitchen-Individual fan, externally ducted to façade, manual on/off switch Bathrooms - Individual fan, externally ducted to façade, manual on/off switch Laundry- Individual fan, externally ducted to façade, manual on/off switch
Other	Gas cooktop & electric oven Well ventilated fridge space Outdoor clothes drying line to units 1 and 4 Air conditioning day-night zoned between bedrooms and living areas



Rev	Description	Date
A	S4.55 Submission	8/8/22
B	S4.55 Response	20/10/22
C	S4.55 Amended Plans	28/01/23

Project Name

1955 Pittwater Rd., Bayview



Drawing Title		Project No.	
Ground Floor Plan		A22039	
SCALE	1 : 200	@ A3	ISSUE
			C

SUMMARY OF CHANGES:

1. **Entry Pedestrian Ramp** - Increased pedestrian ramp width to 1600mm for accessibility
2. **Building Entry** - New awning and vertical louvre screen to increase sense of entry.
3. **Balcony Articulation** - New curved balconies for improved aesthetics. Increase in outdoor private open space area and solar access for improved amenity
4. **Fencing** - New fencing to provide safety and security
5. **Roof** - New rooftop plant enclosure to comply with services requirements
6. **First Floor Roof Deck/ Landscaping** - Change in configuration of First Floor roof deck to integrate with overall building aesthetics. New landscape buffer around perimeter of First Floor roof deck for improved privacy and softening of built form
7. **Roof & Floor RL** - Adjustment in floor-to-floor heights to reflect structural and building services requirements.
8. **Vehicular Access** - Design development to comply with accessibility & Australian Standards.
9. **FRNSW Requirement** - to provide hardstand & fire hydrant booster assembly , requiring removal of tree T3 (Refer to Arborist Report).
10. **Carpark Floor Plan** – Parking re-configuration within approved footprint.
11. **Lower Ground Floor Plan** – Increase in Unit 4 storage area to accentuate recess and alignment between the two modulated built forms. Louvred door and panels for maintenance and ventilation. New landscaped terrace to integrate with cascading balconies above and overall building aesthetics.
12. **Unit layouts** - Internal reconfiguration and increase in unit size for improved amenity.
13. **Elevations** - Removal of wall break in east elevation of Units 3 and 4. Revised façade and window treatments associated with plan amendments
14. **Boundary Fence** - 1.8m high painted fencing capped and lapped in Dulux 'Winter Fog'
15. **Vertical Screening** - Continuation of vertical screening over lift shaft to accentuate recess between the two modulated built forms
16. **Proposed Terrace Extension**

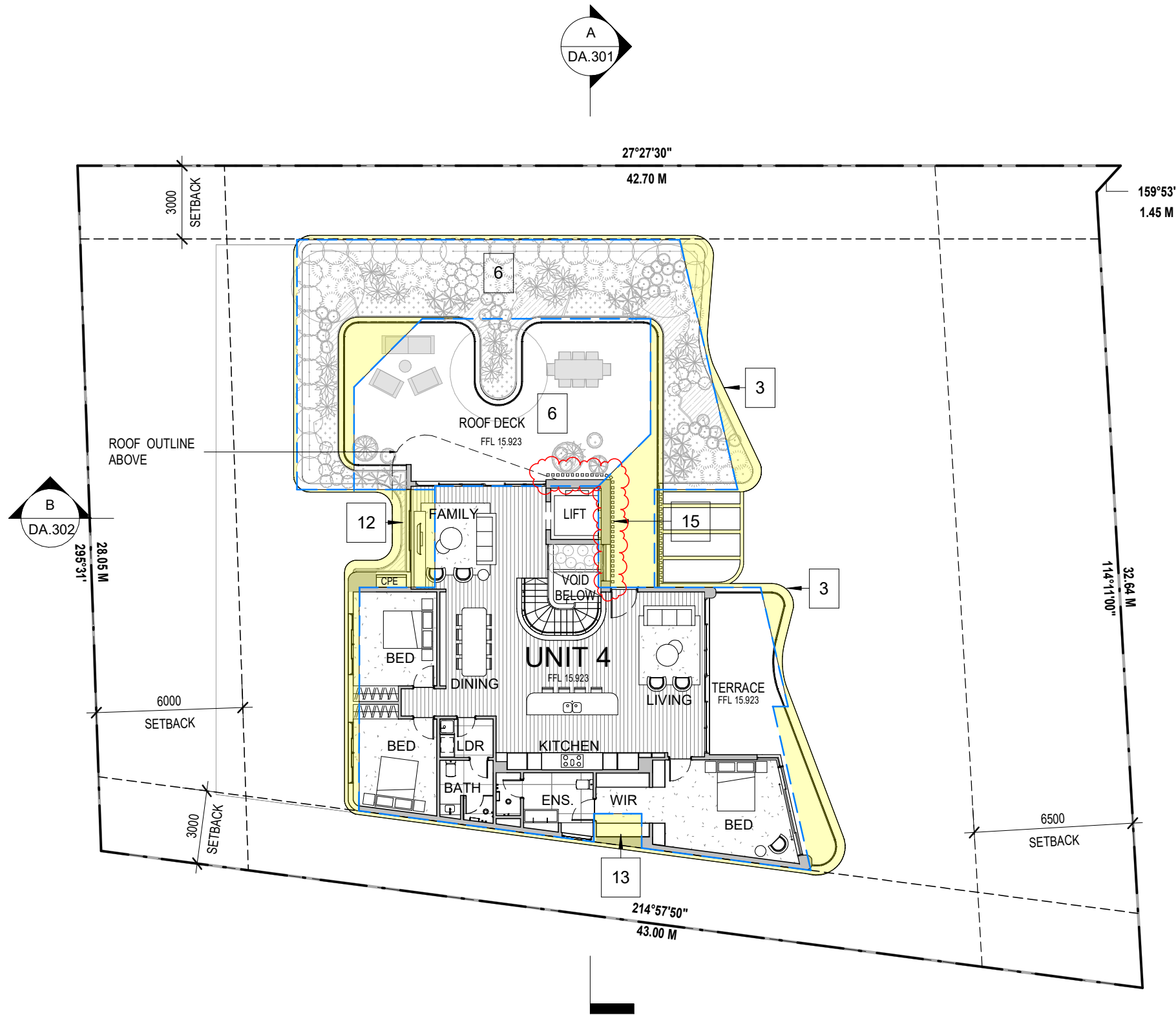
LEGEND

S4.55 MODIFICATIONS

APPROVED MOD 2021/0343


02410

m



Rev	Description	Date
A	S4.55 Submission	8/8/22
B	S4.55 Response	20/10/22
C	S4.55 Amended Plans	28/01/23

Project Name
1955 Pittwater Rd., Bayview

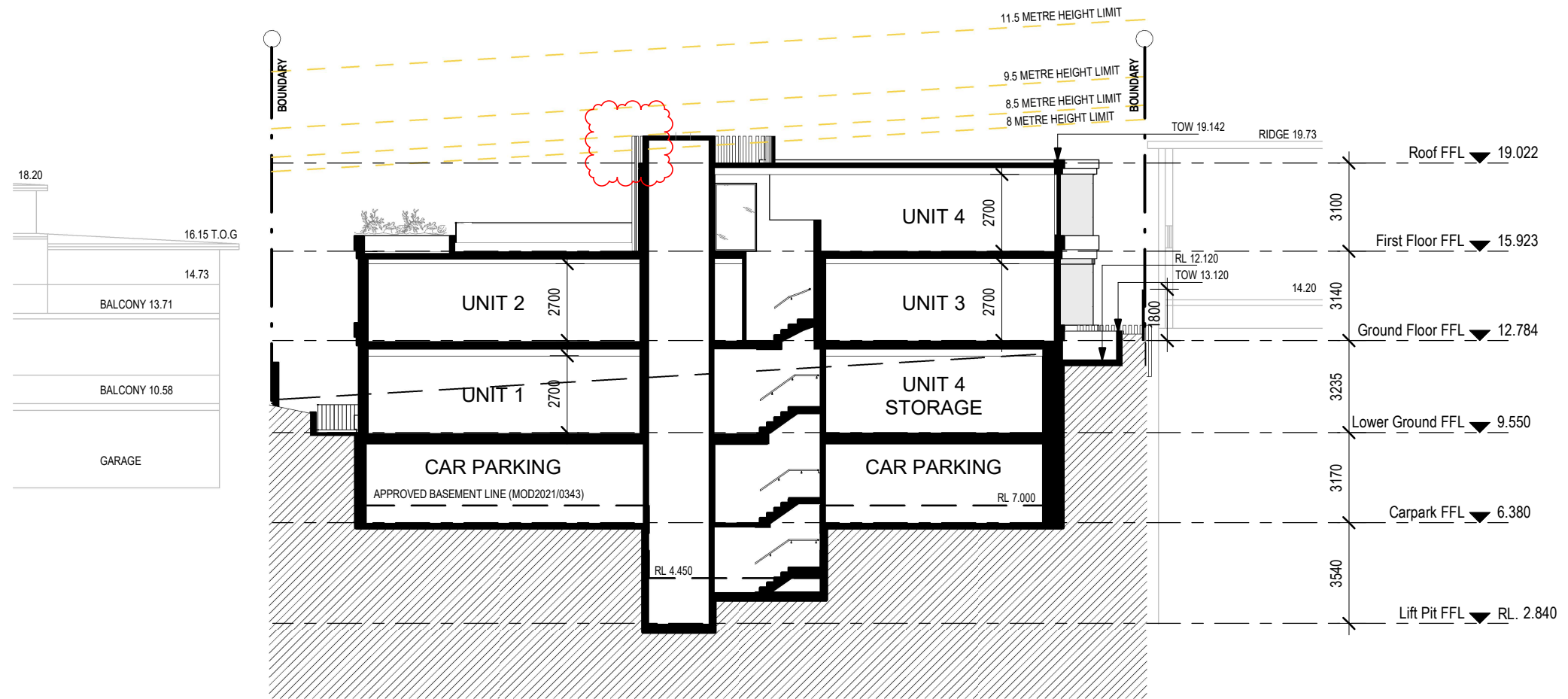


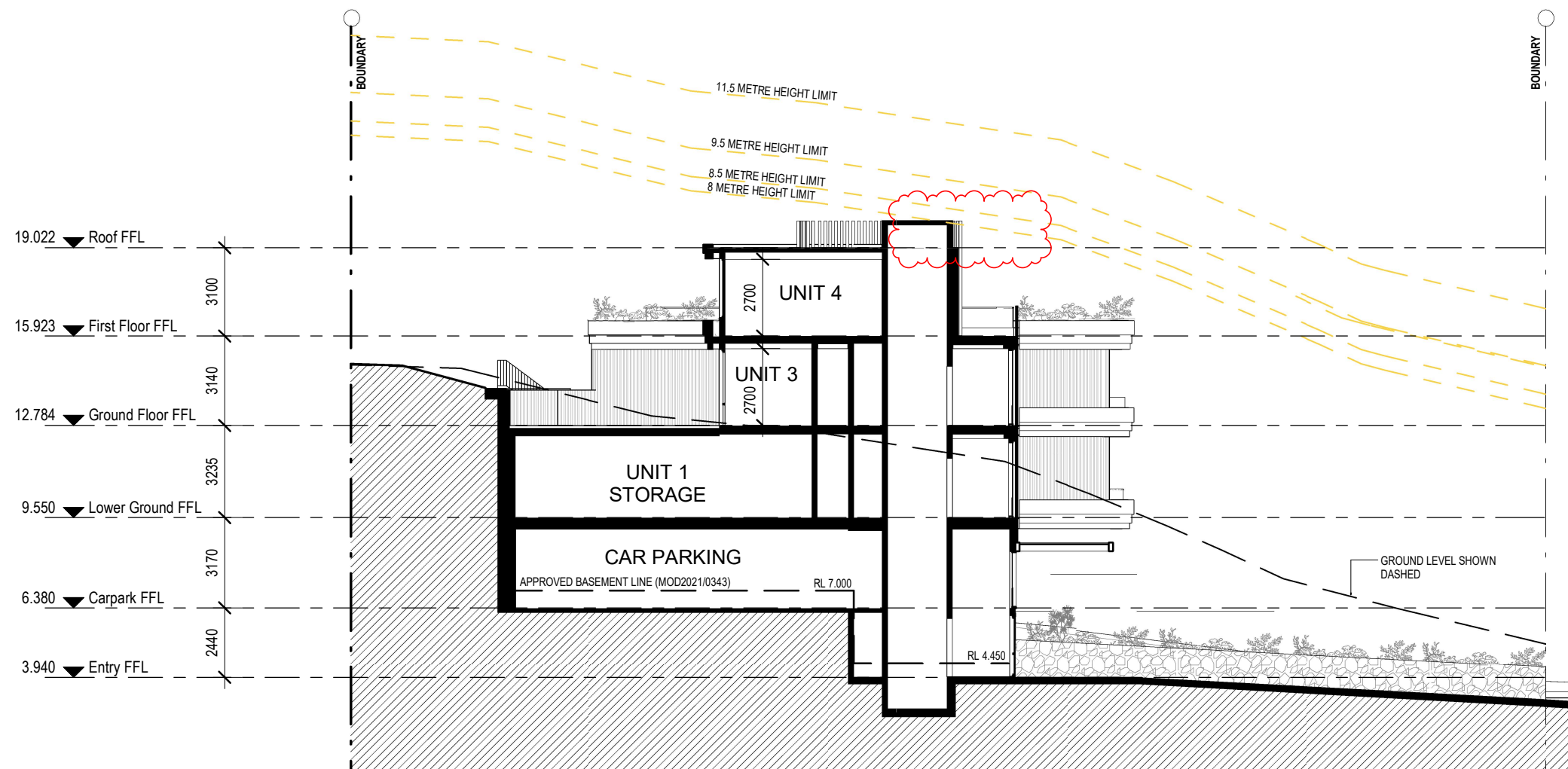
Drawing Title
First Floor Plan

SCALE 1 : 200 @ A3 Drawing no: DA.205

Project No.
A22039

ISSUE
C






Rev	Description	Date
A	S4.55 Submission	8/8/22
B	S4.55 Response	20/10/22
C	S4.55 Amended Plans	28/01/23

Project Name
 1955 Pittwater Rd., Bayview

Drawing Title
 Section BB

SCALE 1 : 200 @ A3 Drawing no: DA.302

Project No.
 A22039
 ISSUE
 C



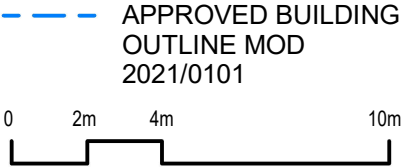
SUMMARY OF CHANGES:

- 1. Entry Pedestrian Ramp** - Increased pedestrian ramp width to 1600mm for accessibility
- 2. Building Entry** - New awning and vertical louvre screen to increase sense of entry.
- 3. Balcony Articulation** - New curved balconies for improved aesthetics. Increase in outdoor private open space area and solar access for improved amenity
- 4. Fencing** - New fencing to provide safety and security
- 5. Roof** - New rooftop plant enclosure to comply with services requirements
- 6. First Floor Roof Deck/ Landscaping** - Change in configuration of First Floor roof deck to integrate with overall building aesthetics. New landscape buffer around perimeter of First Floor roof deck for improved privacy and softening of built form
- 7. Roof & Floor RL** - Adjustment in floor-to-floor heights to reflect structural and building services requirements.
- 8. Vehicular Access** - Design development to comply with accessibility & Australian Standards.
- 9. FRNSW Requirement** - to provide hardstand & fire hydrant booster assembly , requiring removal of tree T3 (Refer to Arborist Report).

- 10. Carpark Floor Plan** – Parking re-configuration within approved footprint.
- 11. Lower Ground Floor Plan** – Increase in Unit 4 storage area to accentuate recess and alignment between the two modulated built forms. Louvred door and panels for maintenance and ventilation. New landscaped terrace to integrate with cascading balconies above and overall building aesthetics.
- 12. Unit layouts** - Internal reconfiguration and increase in unit size for improved amenity.
- 13. Elevations** - Removal of wall break in east elevation of Units 3 and 4. Revised façade and window treatments associated with plan amendments
- 14. Boundary Fence** - 1.8m high painted capped and lapped fencing in Dulux 'Winter Fog'
- 15. Vertical Screening** - Continuation of vertical screening over lift shaft to accentuate recess between the two modulated built forms

Fire Hydrant Booster Assembly
(to future supplier details)

Booster assemblies are manufactured to conform to the requirement of AS2419 & to relevant local authorities. All components comply to the requirements of AS2419. Any fabricated components are Hot Dipped Galvanised as required in AS2419. Backflow prevention devices can be supplied and designed into assemblies. Backflow devices comply to AS2845.1. All components will withstand pressure testing up to 2100kpa. (Note: Fire Brigade test pressure is 1700kpa.) All booster units can be supplied as individual components or fully part assembled.



Rev	Description	Date
A	S4.55 Submission	8/8/22
B	S4.55 Response	20/10/22
C	S4.55 Amended Plans	28/01/23

Project Name
1955 Pittwater Rd., Bayview

Drawing Title
North Elevation

Project No.
A22039

SCALE	1 : 200	@ A3	Drawing no: DA.401	ISSUE C
-------	---------	------	-----------------------	------------



SUMMARY OF CHANGES:

- 1. Entry Pedestrian Ramp** - Increased pedestrian ramp width to 1600mm for accessibility
- 2. Building Entry** - New awning and vertical louvre screen to increase sense of entry.
- 3. Balcony Articulation** - New curved balconies for improved aesthetics. Increase in outdoor private open space area and solar access for improved amenity
- 4. Fencing** - New fencing to provide safety and security
- 5. Roof** - New rooftop plant enclosure to comply with services requirements
- 6. First Floor Roof Deck/ Landscaping** - Change in configuration of First Floor roof deck to integrate with overall building aesthetics. New landscape buffer around perimeter of First Floor roof deck for improved privacy and softening of built form
- 7. Roof & Floor RL** - Adjustment in floor-to-floor heights to reflect structural and building services requirements.
- 8. Vehicular Access** - Design development to comply with accessibility & Australian Standards.
- 9. FRNSW Requirement** - to provide hardstand & fire hydrant booster assembly, requiring removal of tree T3 (Refer to Arborist Report).
- 10. Carpark Floor Plan** - Parking re-configuration within approved footprint.
- 11. Lower Ground Floor Plan** - Increase in Unit 4 storage area to accentuate recess and alignment between the two modulated built forms. Louvred door and panels for maintenance and ventilation. New landscaped terrace to integrate with cascading balconies above and overall building aesthetics.
- 12. Unit layouts** - Internal reconfiguration and increase in unit size for improved amenity.
- 13. Elevations** - Removal of wall break in east elevation of Units 3 and 4. Revised façade and window treatments associated with plan amendments
- 14. Boundary Fence** - 1.8m high painted capped and lapped fencing in Dulux 'Winter Fog'
- 15. Vertical Screening** - Continuation of vertical screening over lift shaft to accentuate recess between the two modulated built forms


— — — APPROVED BUILDING
OUTLINE MOD
2021/0101

0 2m 4m 10m


SUMMARY OF CHANGES:

1. **Entry Pedestrian Ramp** - Increased pedestrian ramp width to 1600mm for accessibility
2. **Building Entry** - New awning and vertical louvre screen to increase sense of entry.
3. **Balcony Articulation** - New curved balconies for improved aesthetics. Increase in outdoor private open space area and solar access for improved amenity
4. **Fencing** - New fencing to provide safety and security
5. **Roof** - New rooftop plant enclosure to comply with services requirements
6. **First Floor Roof Deck/ Landscaping** - Change in configuration of First Floor roof deck to integrate with overall building aesthetics. New landscape buffer around perimeter of First Floor roof deck for improved privacy and softening of built form
7. **Roof & Floor RL** - Adjustment in floor-to-floor heights to reflect structural and building services requirements.
8. **Vehicular Access** - Design development to comply with accessibility & Australian Standards.
9. **FRNSW Requirement** - to provide hardstand & fire hydrant booster assembly , requiring removal of tree T3 (Refer to Arborist Report).

10. **Carpark Floor Plan** – Parking re-configuration within approved footprint.
11. **Lower Ground Floor Plan** – Increase in Unit 4 storage area to accentuate recess and alignment between the two modulated built forms. Louvred door and panels for maintenance and ventilation. New landscaped terrace to integrate with cascading balconies above and overall building aesthetics.
12. **Unit layouts** - Internal reconfiguration and increase in unit size for improved amenity.
13. **Elevations** - Removal of wall break in east elevation of Units 3 and 4. Revised façade and window treatments associated with plan amendments
14. **Boundary Fence** - 1.8m high painted capped and lapped fencing in Dulux 'Winter Fog'
15. **Vertical Screening** - Continuation of vertical screening over lift shaft to accentuate recess between the two modulated built forms



— — — — — APPROVED BUILDING
OUTLINE MOD
2021/0101



Rev	Description	Date
A	S4.55 Submission	8/8/22
B	S4.55 Response	20/10/22
C	S4.55 Amended Plans	28/01/23

Project Name
1955 Pittwater Rd., Bayview

Drawing Title
South Elevation


Project No.
A22039

SCALE	1 : 200	@ A3	Drawing no: DA.403	ISSUE C
-------	---------	------	-----------------------	------------

SUMMARY OF CHANGES:

1. **Entry Pedestrian Ramp** - Increased pedestrian ramp width to 1600mm for accessibility
2. **Building Entry** - New awning and vertical louvre screen to increase sense of entry.
3. **Balcony Articulation** - New curved balconies for improved aesthetics. Increase in outdoor private open space area and solar access for improved amenity
4. **Fencing** - New fencing to provide safety and security
5. **Roof** - New rooftop plant enclosure to comply with services requirements
6. **First Floor Roof Deck/ Landscaping** - Change in configuration of First Floor roof deck to integrate with overall building aesthetics. New landscape buffer around perimeter of First Floor roof deck for improved privacy and softening of built form
7. **Roof & Floor RL** - Adjustment in floor-to-floor heights to reflect structural and building services requirements.
8. **Vehicular Access** - Design development to comply with accessibility & Australian Standards.
9. **FRNSW Requirement** - to provide hardstand & fire hydrant booster assembly , requiring removal of tree T3 (Refer to Arborist Report).

10. **Carpark Floor Plan** – Parking re-configuration within approved footprint.
11. **Lower Ground Floor Plan** – Increase in Unit 4 storage area to accentuate recess and alignment between the two modulated built forms. Louvred door and panels for maintenance and ventilation. New landscaped terrace to integrate with cascading balconies above and overall building aesthetics.
12. **Unit layouts** - Internal reconfiguration and increase in unit size for improved amenity.
13. **Elevations** - Removal of wall break in east elevation of Units 3 and 4. Revised façade and window treatments associated with plan amendments
14. **Boundary Fence** - 1.8m high painted capped and lapped fencing in Dulux 'Winter Fog'
15. **Vertical Screening** - Continuation of vertical screening over lift shaft to accentuate recess between the two modulated built forms



Rev	Description	Date
A	S4.55 Submission	8/8/22
B	S4.55 Response	20/10/22
C	S4.55 Amended Plans	28/01/23

Project Name
1955 Pittwater Rd., Bayview

Drawing Title
East Elevation

Project No.
A22039

SCALE

1 : 200

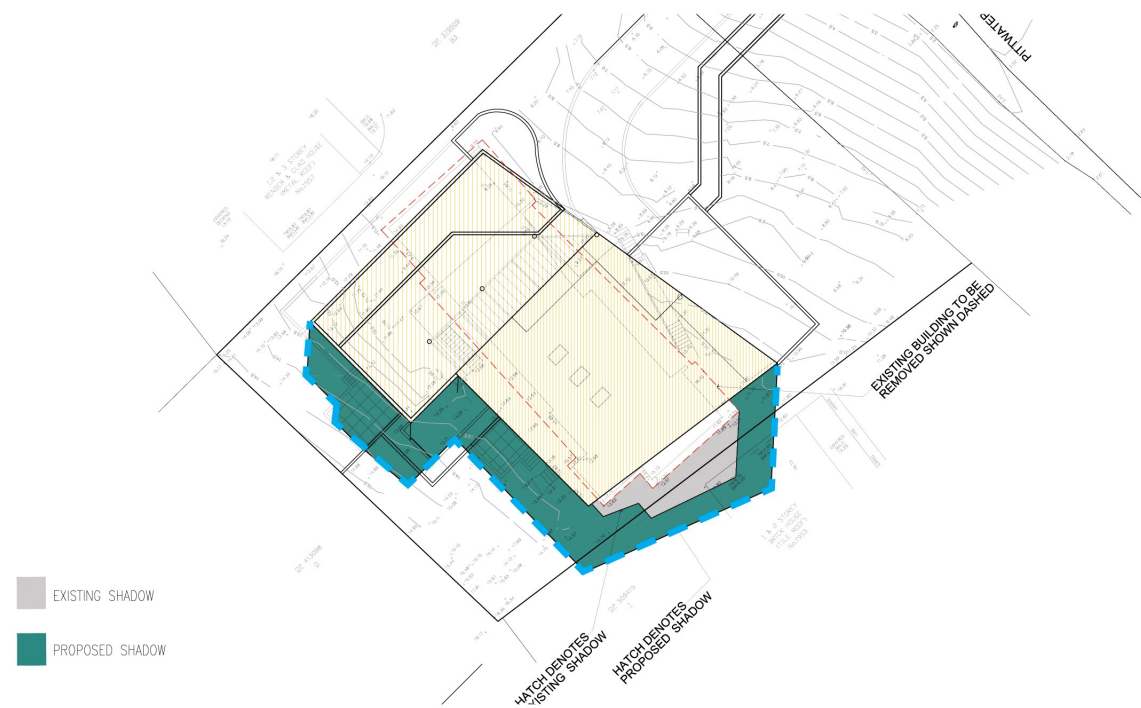
@ A3

Drawing no:
DA.404

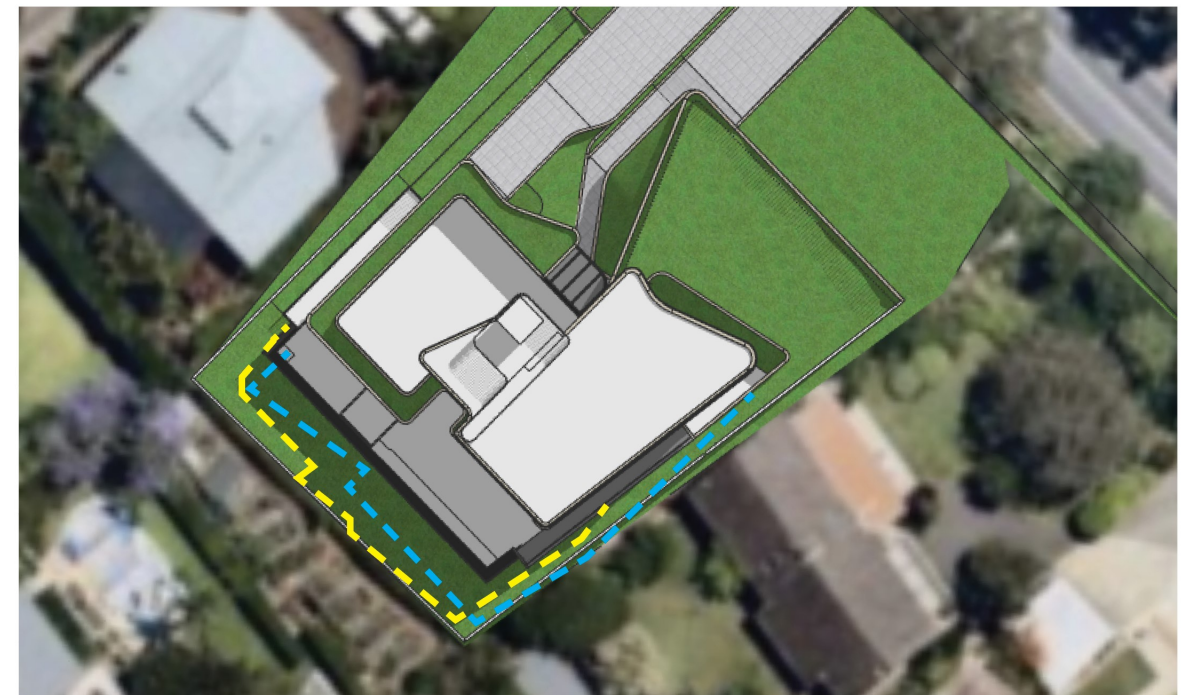
ISSUE
C



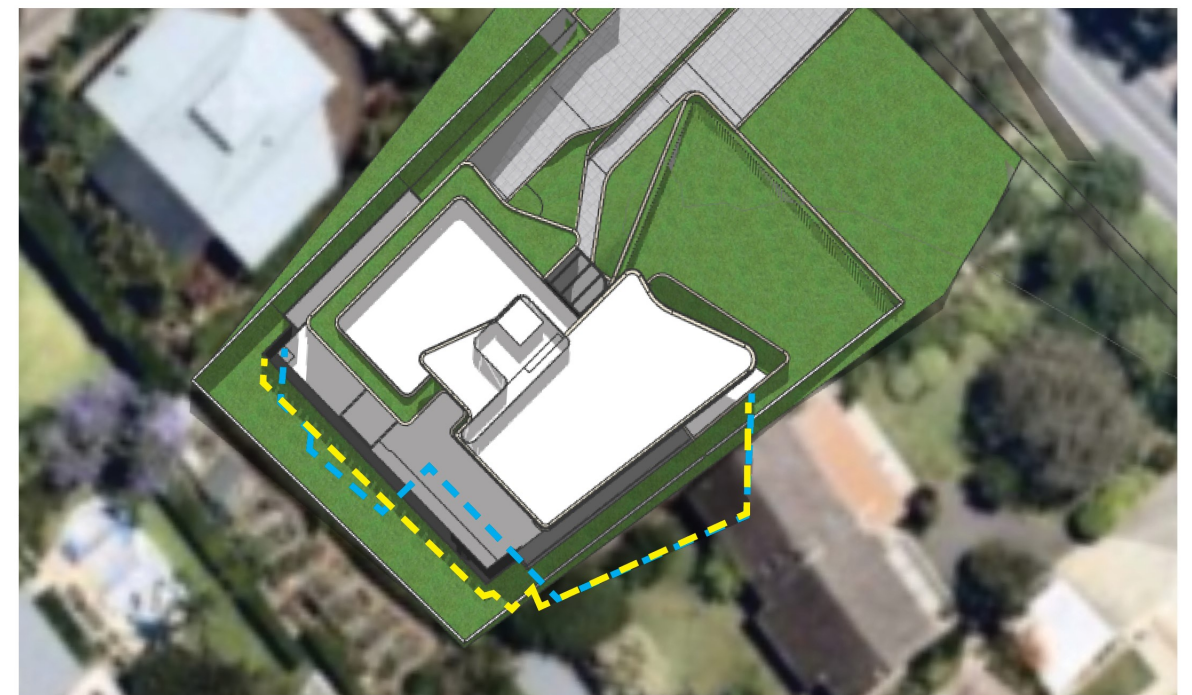
JUNE 21 ST - LEC APPROVED - 9 AM



JUNE 21 ST - LEC APPROVED - 12 PM



JUNE 21 ST - PROPOSED BUILDING - 9 AM



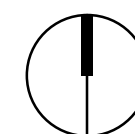
JUNE 21 ST - PROPOSED BUILDING - 12 PM

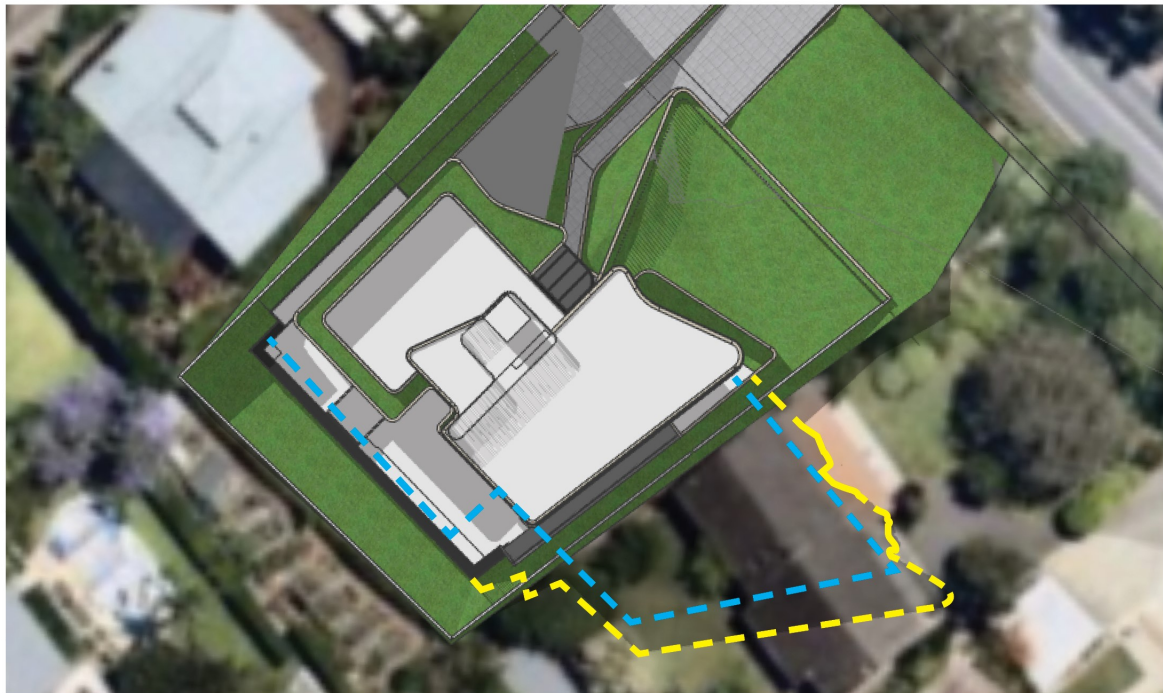
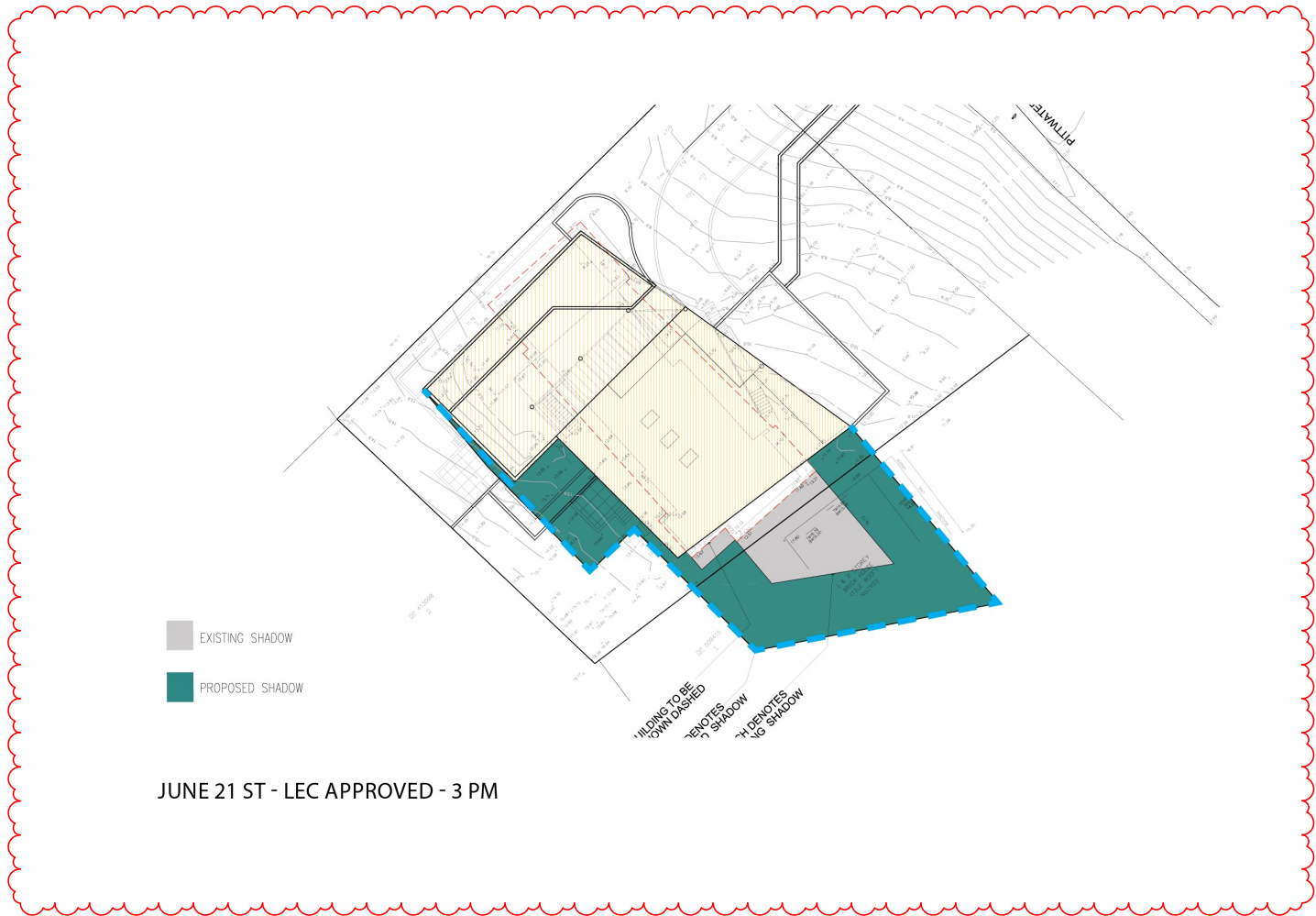
LEGEND:

SHADOW CAST BY LEC APPROVAL
DA2019/0154



SHADOW CAST BY PROPOSAL





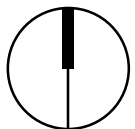
JUNE 21 ST - PROPOSED BUILDING - 3 PM

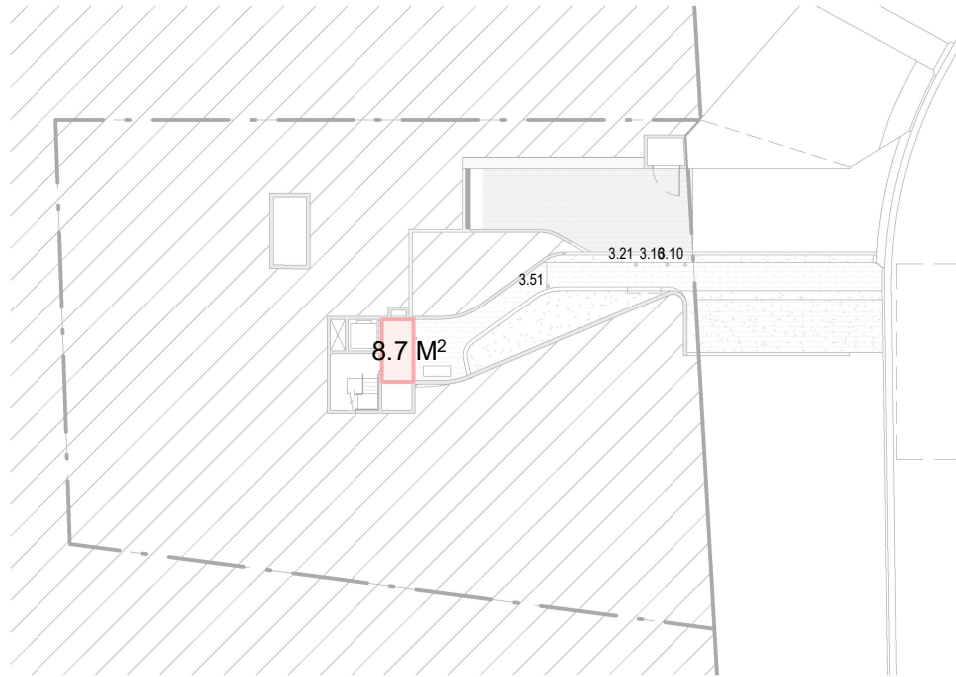
LEGEND:

SHADOW CAST BY LEC APPROVAL
DA2019/0154



SHADOW CAST BY PROPOSAL

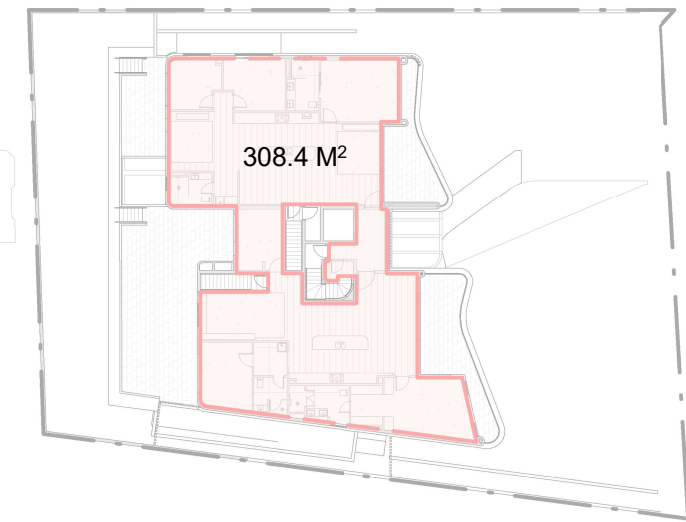




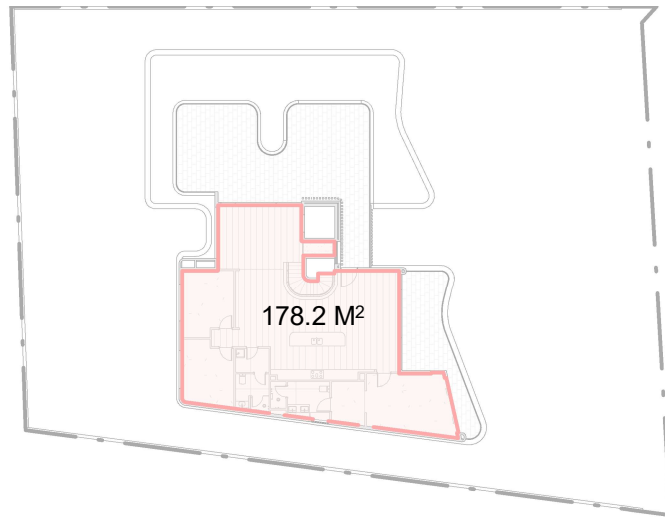
Entry Floor Plan



Lower Ground Plan



Ground Floor Plan





First Floor Plan

SCHEDULE OF GFA

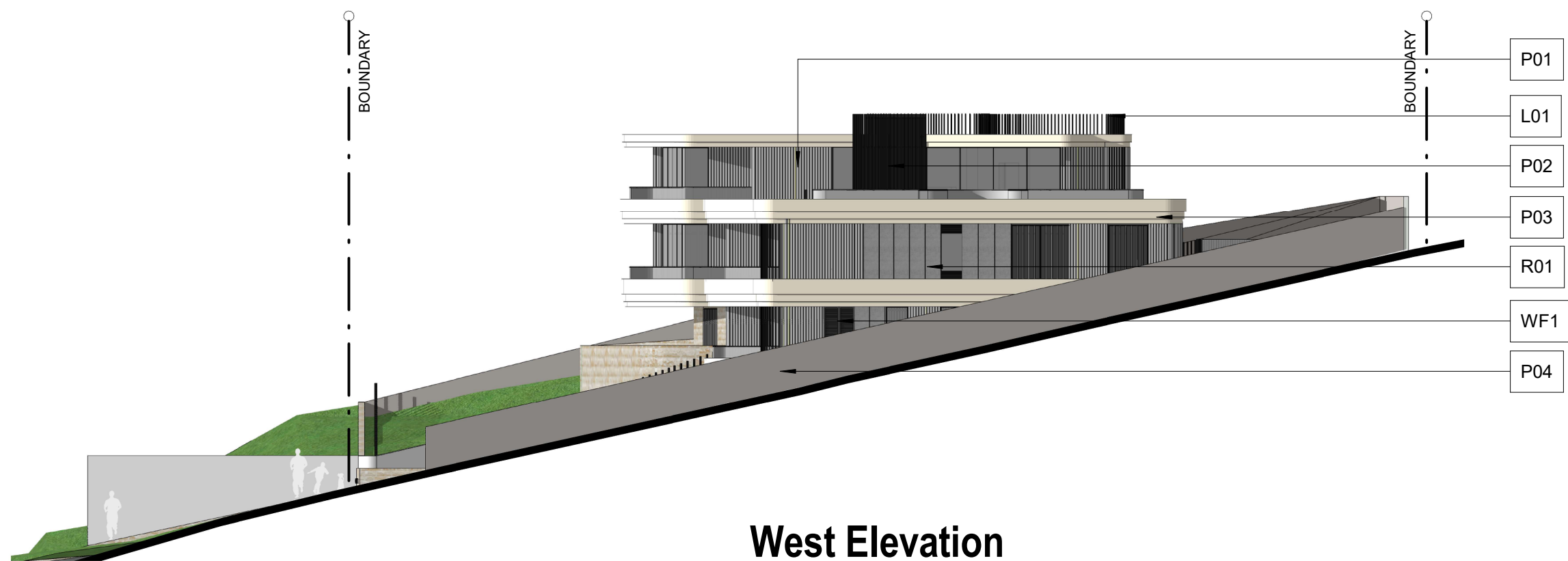
SITE AREA	1,296.50 M ²
PROPOSED GFA (M ²)	AREA (M ²)
ENTRY FLOOR LEVEL	8.7 M ²
LOWER GROUND LEVEL	146.5 M ²
STORAGE NOT INCLUDED IN GROSS FLOOR AREA CALCULATION AS PER APPROVED MOD2021/0343	
GROUND LEVEL	308.4 M ²
FIRST FLOOR	178.2 M ²
PROPOSED GFA	641.8 M ²
PROPOSED FSR	0.495:1

APPROVED DA	
APPROVED GFA	608.4 M ²
APPROVED FSR	0.469:1

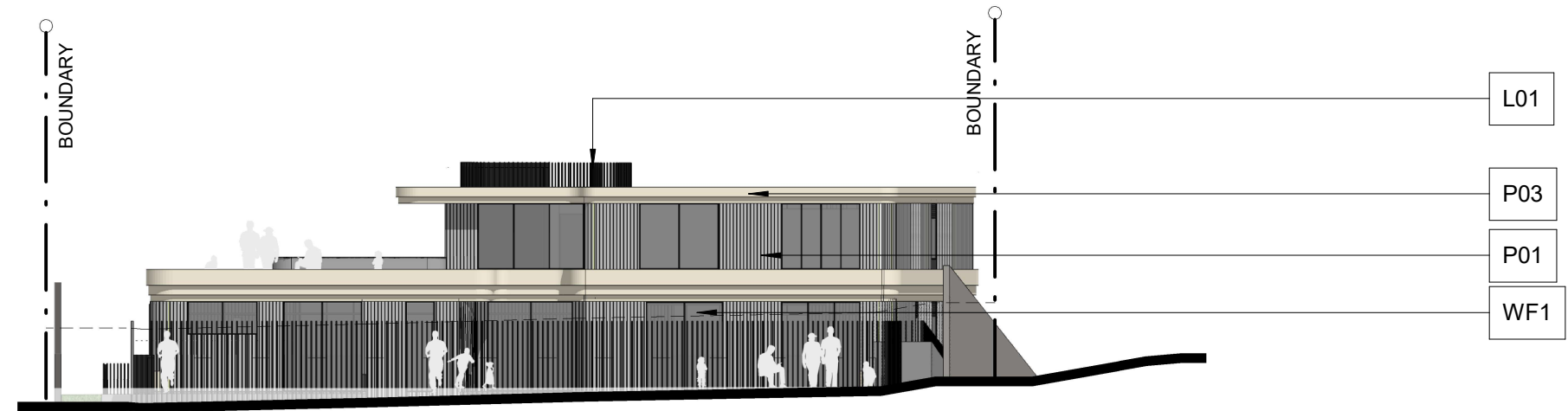





North Elevation



West Elevation




South Elevation



East Elevation


S01



SOFFIT

FINISH:
DULUX WHISPER WHITE

M01



ENTRY CANOPY

METALWORK FINISH

FINISH:
DULUX MONUMENT
POWDERCOAT FINISH

WF1



WINDOW FRAME

ALUMINIUM WINDOW FRAMING

FINISH:
DULUX MONUMENT
POWDERCOAT FINISH

ESD:
Material and finish aims to address:
- Reduction of thermal transmission to outside.

L01




VERTICAL LOUVRES

PREFABRICATED ALUMINIUM
ELEMENTS

FINISH:
DULUX MONUMENT
POWDERCOAT FINISH

ESD:
Material and finish aims to address:
- Reduction of glare, solar heat gain.


ST



SANDSTONE CLADDING

FINISH:
BROWN SANDSTONE, ROCKFACED

R01



ROUGHCAST RENDER

FINISH:GENERAL WALL
DULUX TIMELESS GREY


P01



RENDERED & PAINTED

FINISH: GENERAL WALL
DULUX TIMELESS GREY

P02




RENDERED & PAINTED

MASONRY WALL BEHIND L01

FINISH:
DULUX RAKU

P03



RENDERED & PAINTED

FINISH: SPANDREL WALL
DULUX ECRU HALF

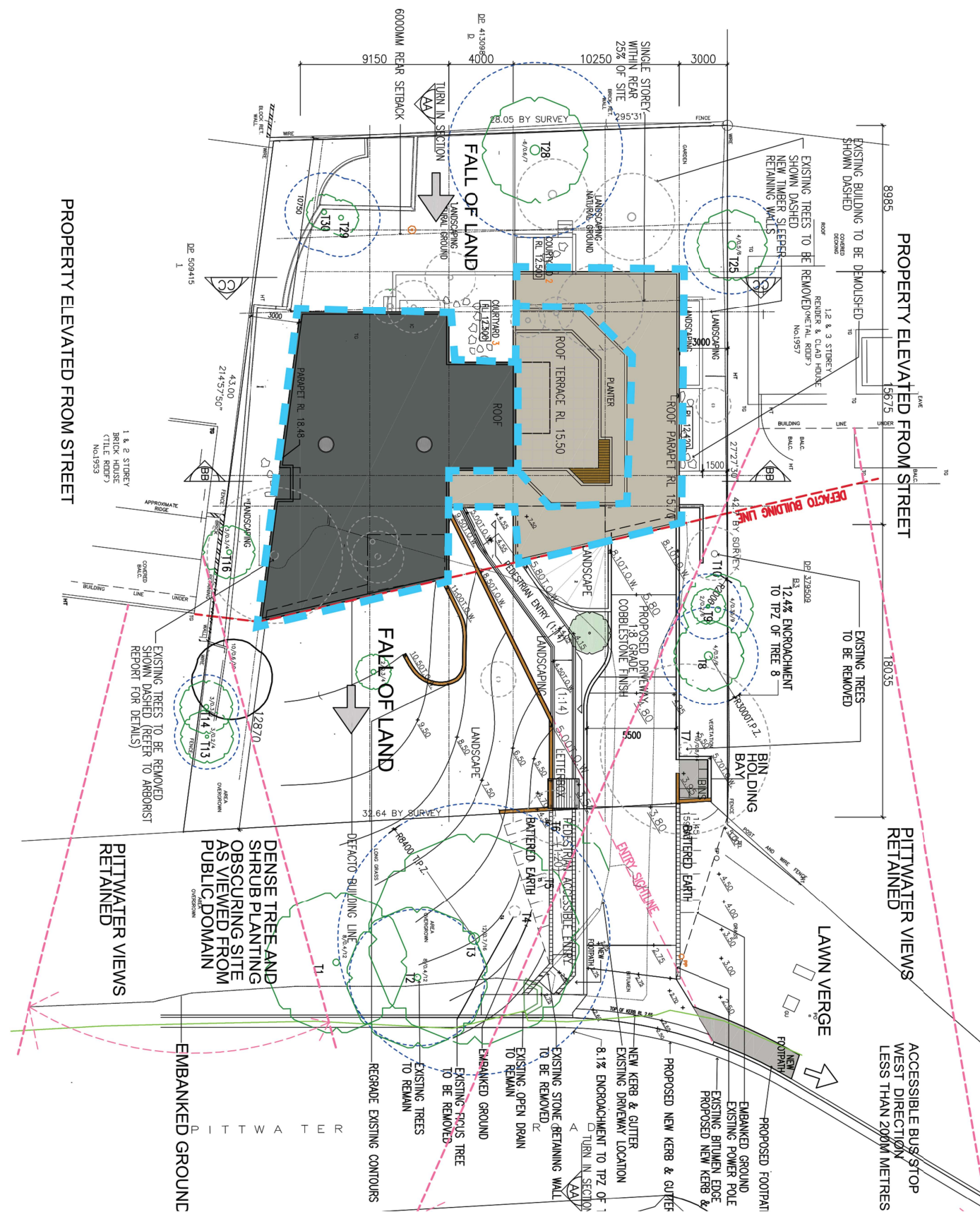
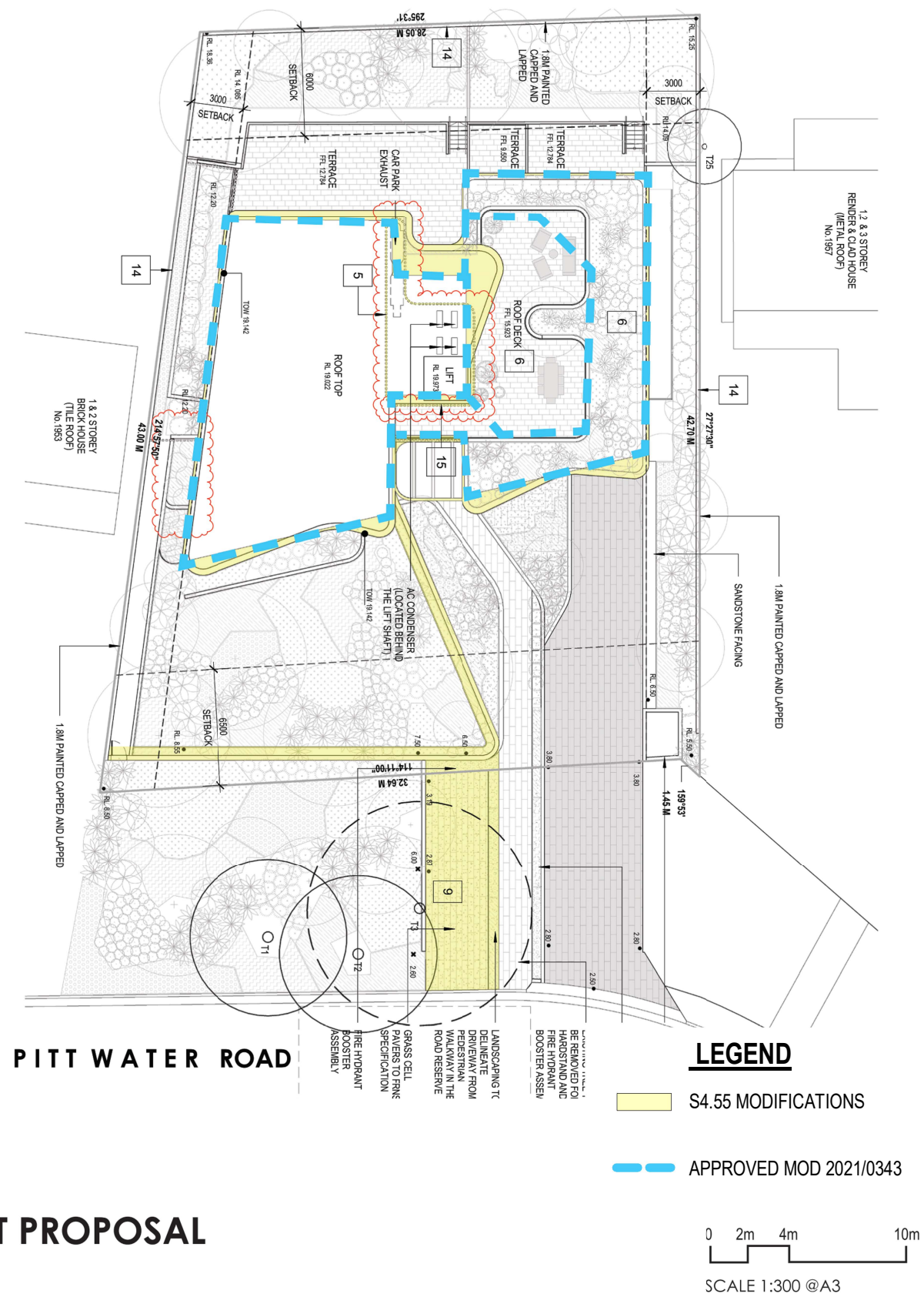
P04

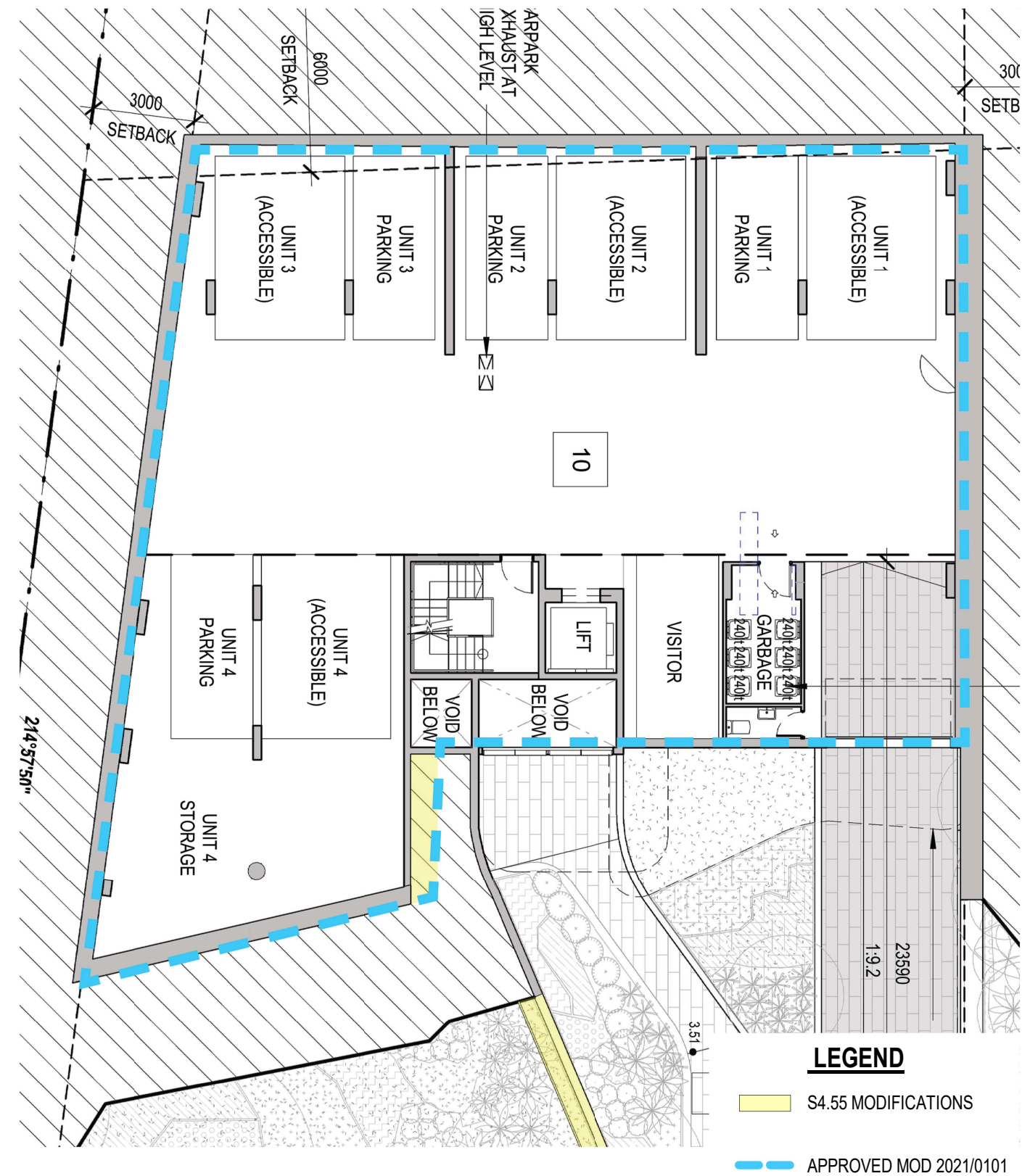
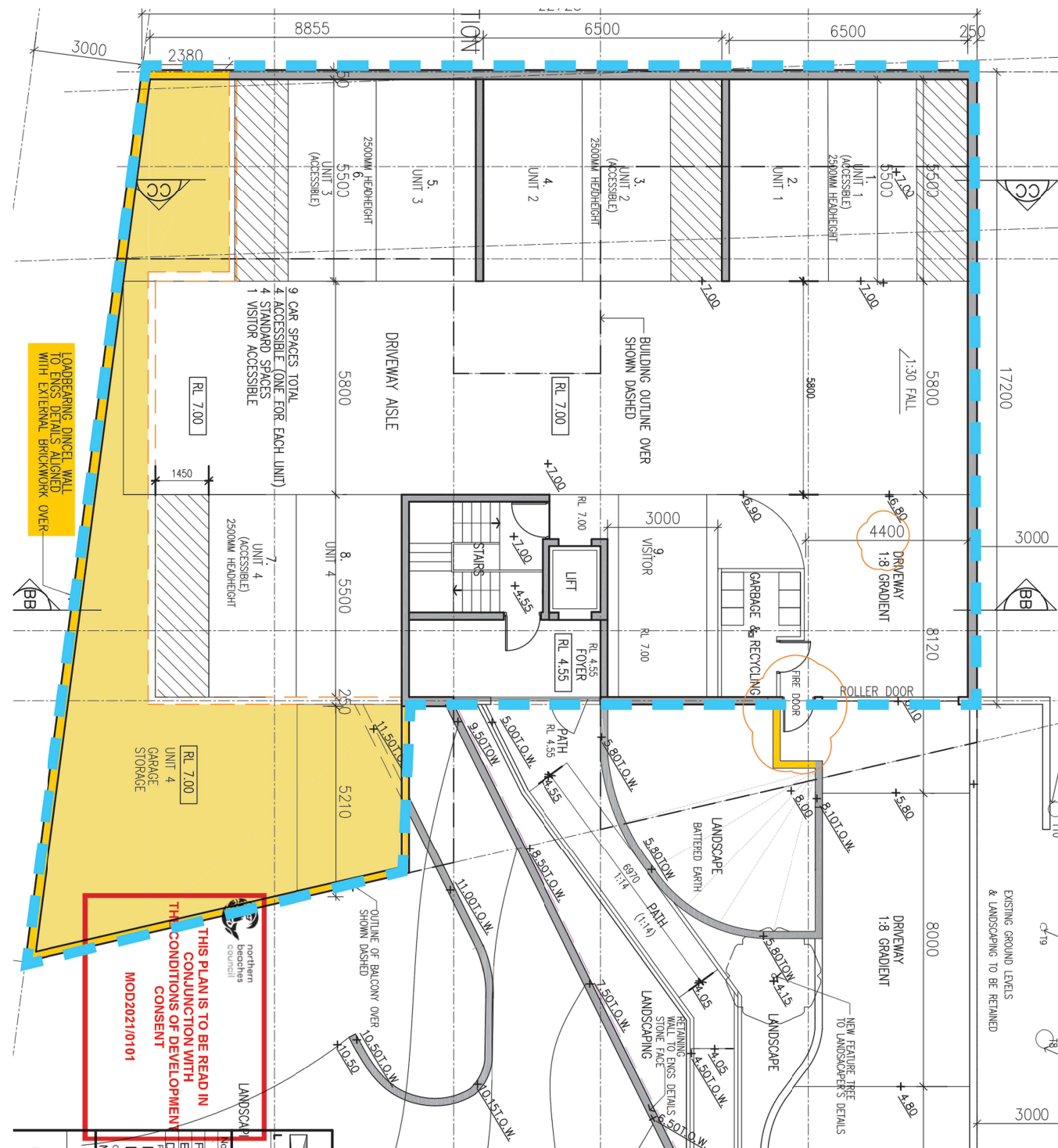


RENDERED & PAINTED

FINISH: BOUNDARY WALL
DULUX WINTER FOG

COMPARISON PLANS





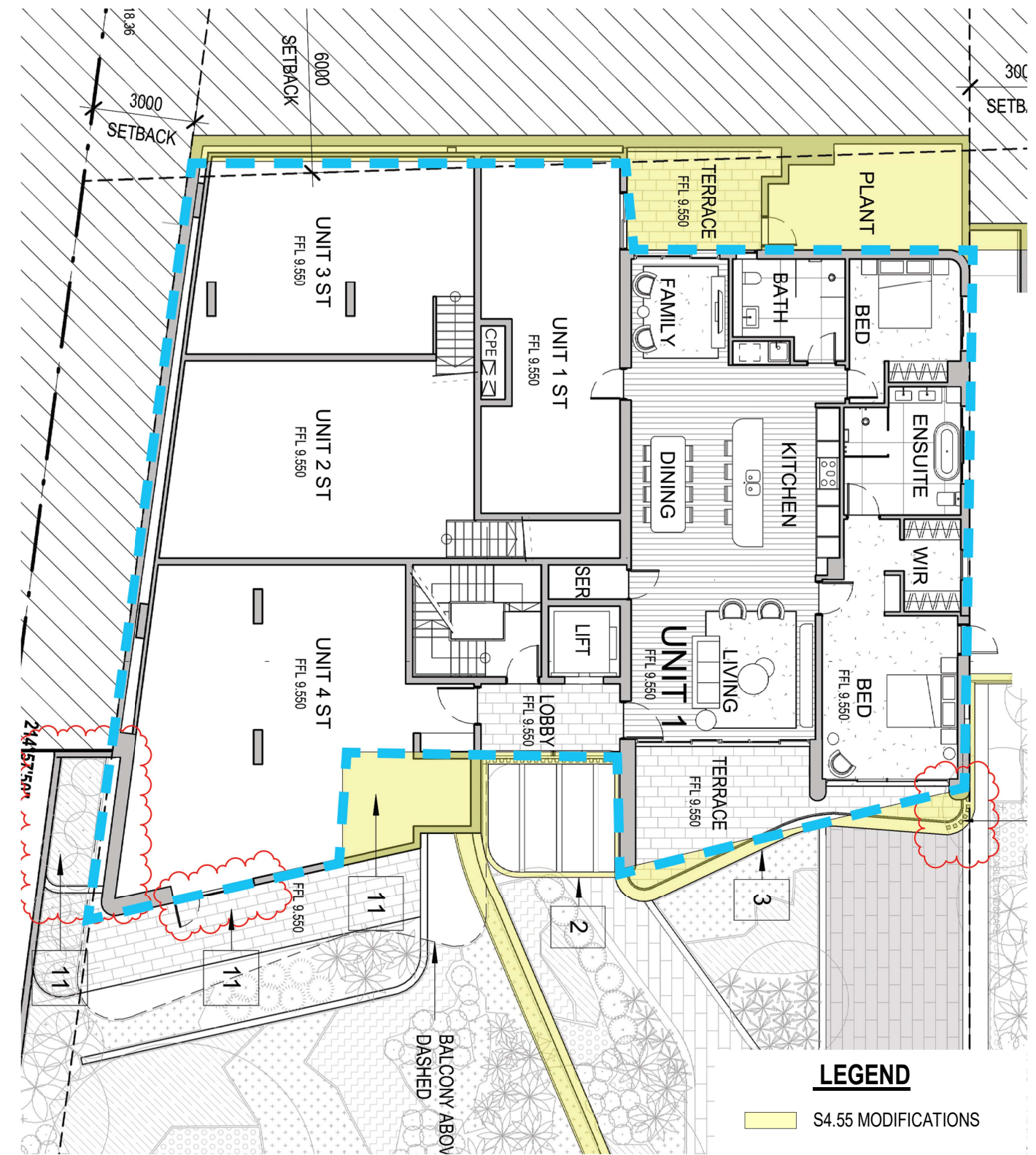
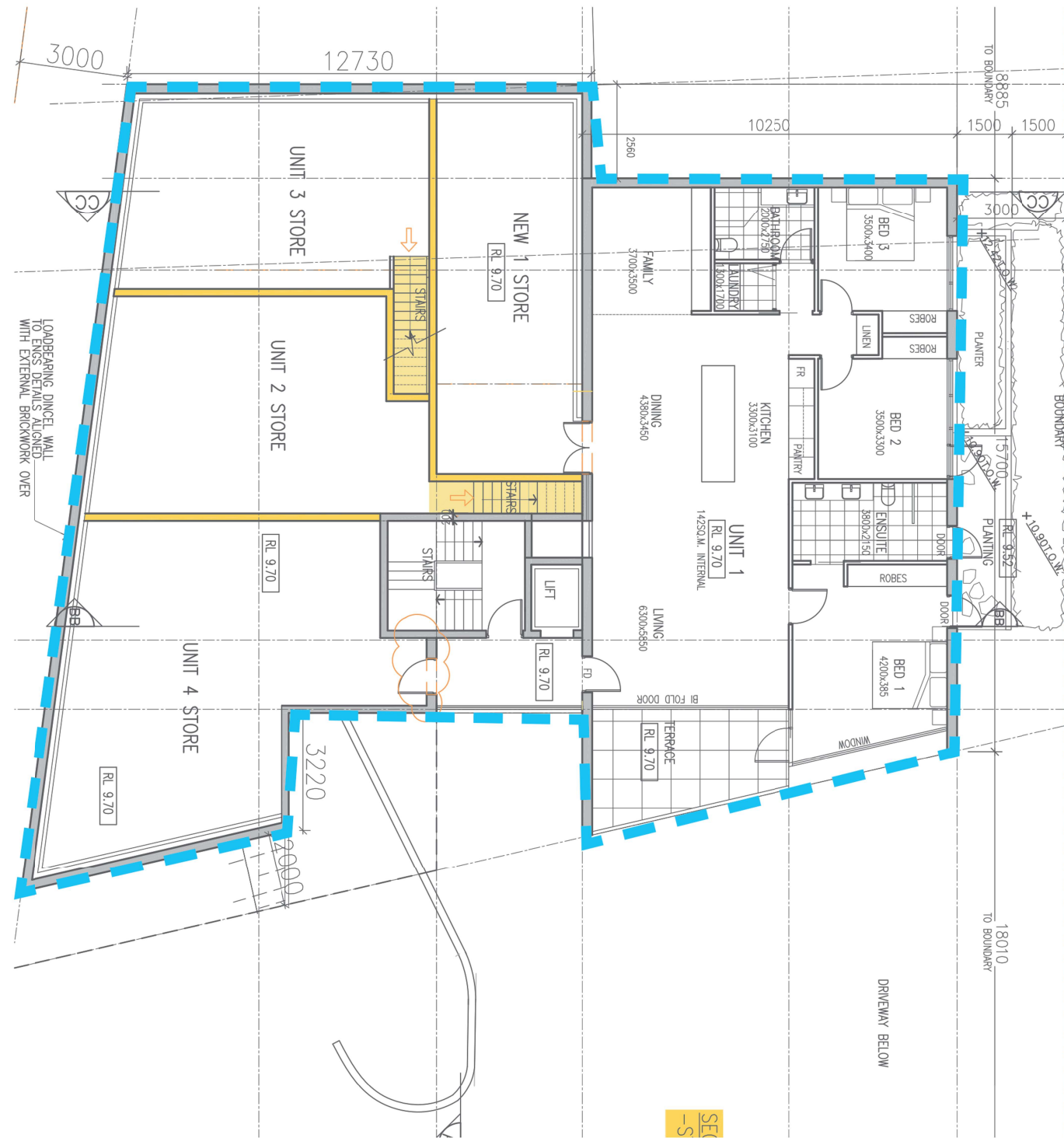
LEGEND

S4.55 MODIFICATIONS

APPROVED MOD 2021/0101

A horizontal number line is shown with tick marks at 0, 2m, 4m, and 10m. The segment between 2m and 4m is shaded with a light gray background.

SCALE 1:300 @A3




LEGEND

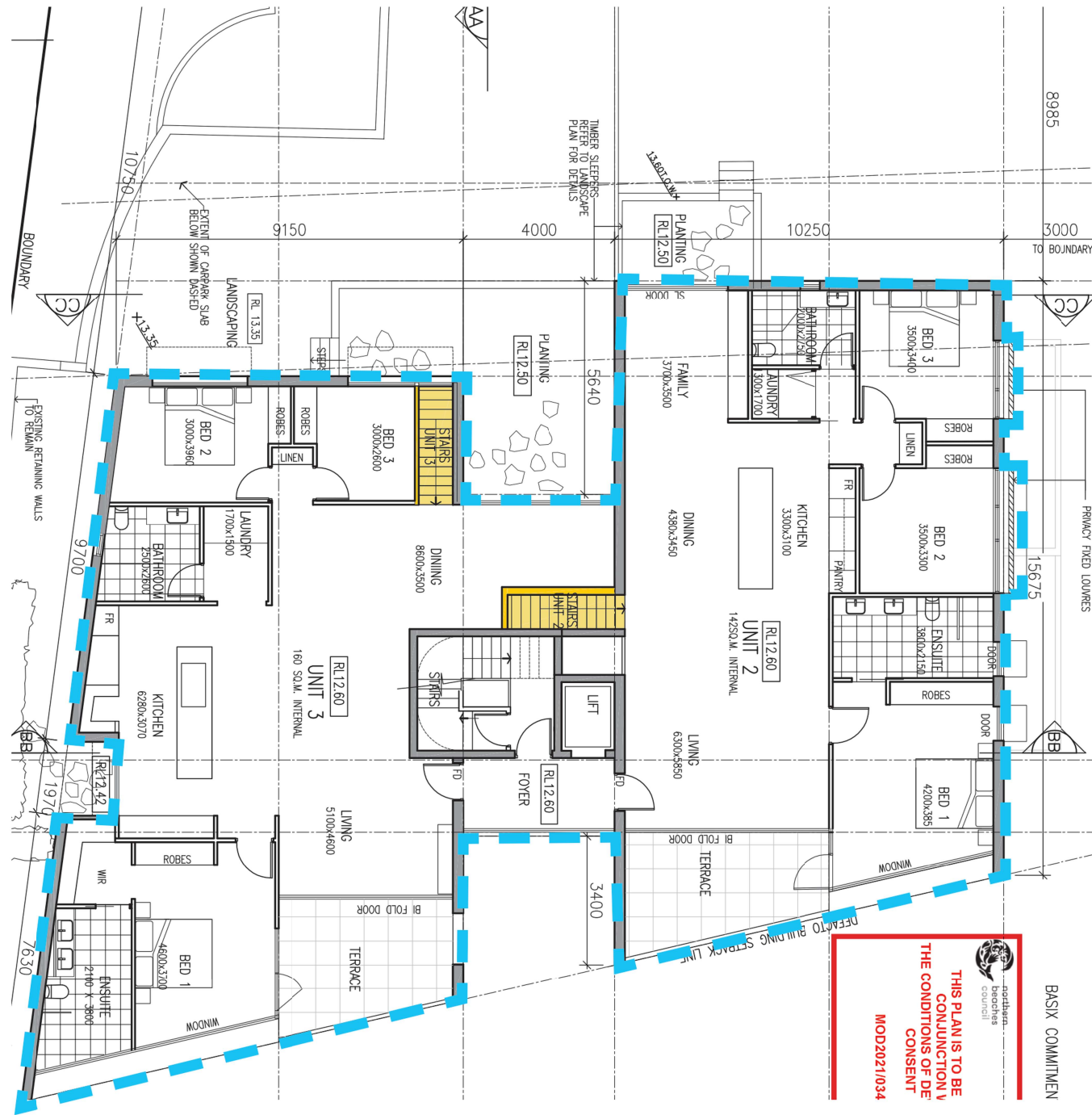
S4.55 MODIFICATIONS

APPROVED MOD 2021/0343

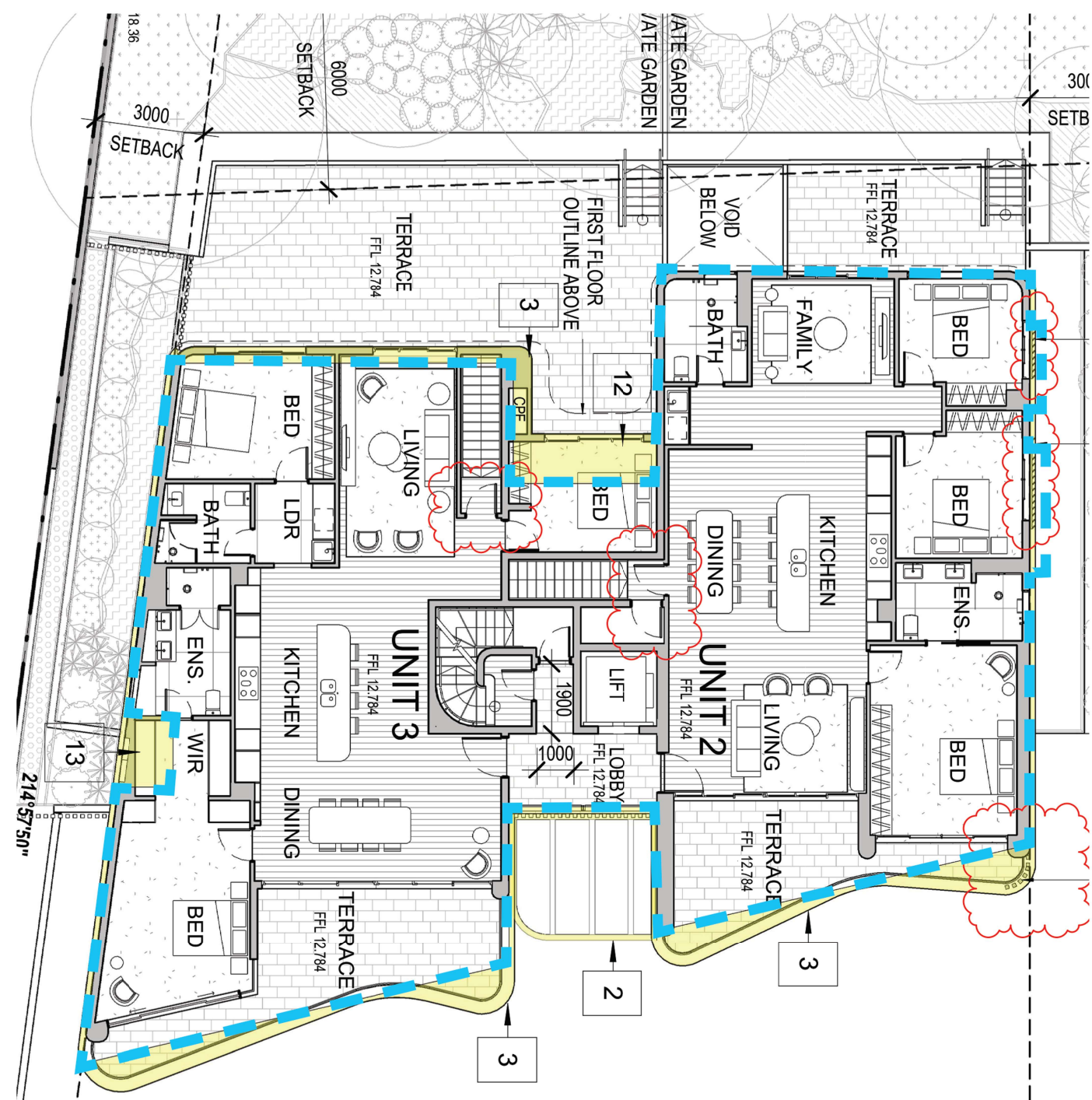
0 2m 4m 10m

SCALE 1:300 @A3




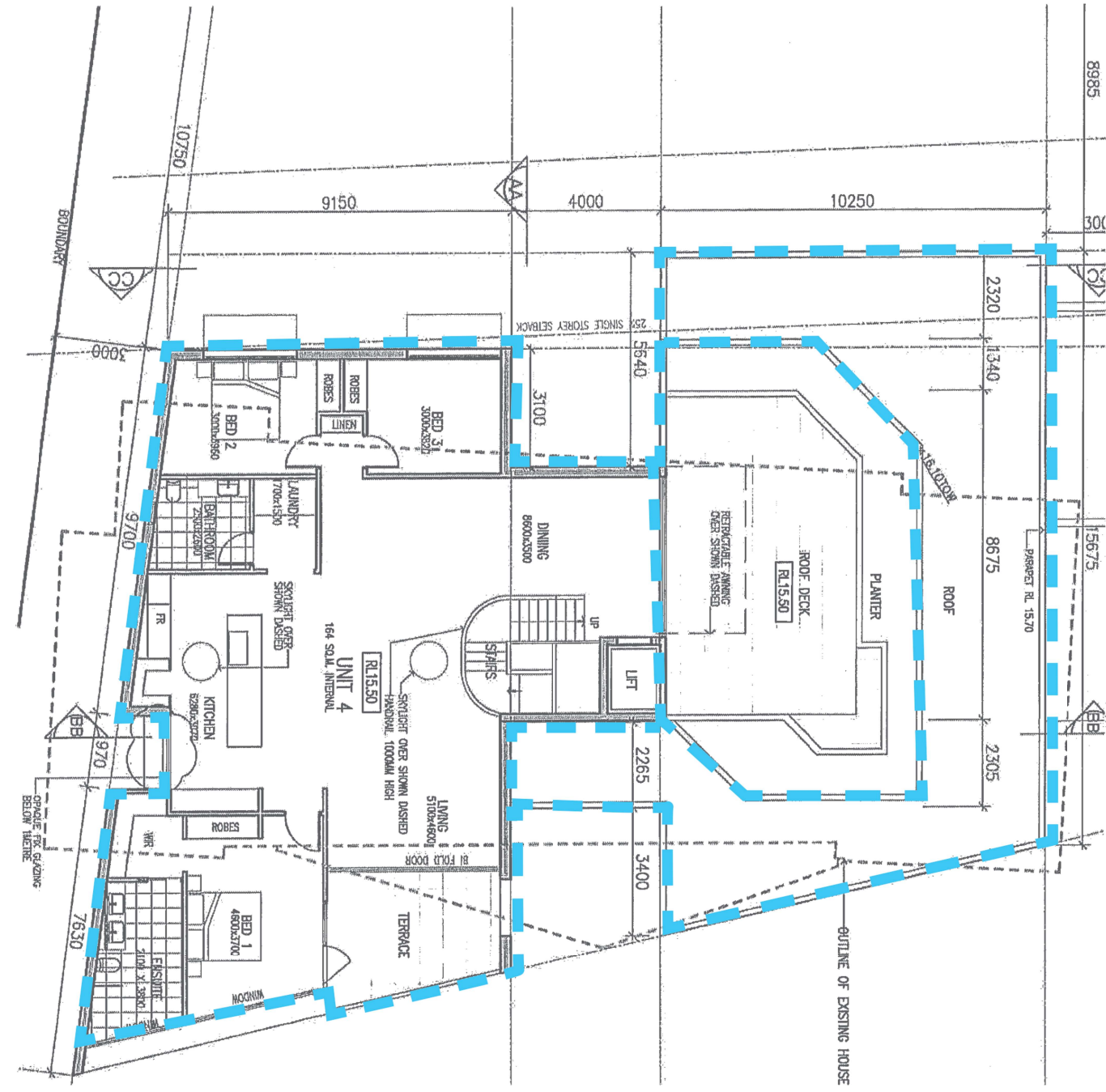


APPROVED

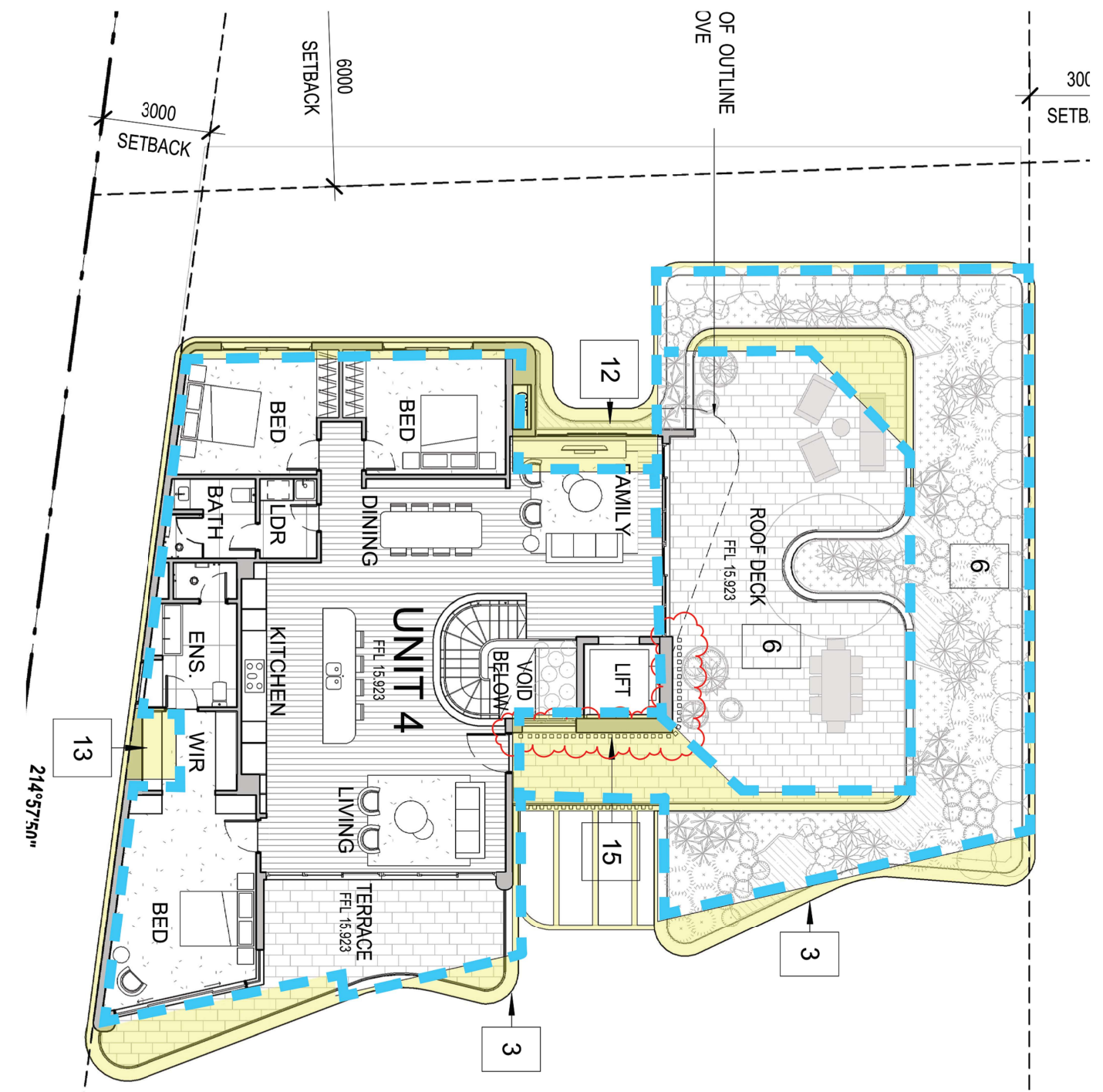


CURRENT PROPOSAL





APPROVED



CURRENT PROPOSAL

LEGEND

S4.55 MODIFICATIONS

APPROVED DA 2019/0159


0 2m 4m 10m

SCALE 1:300 @A3

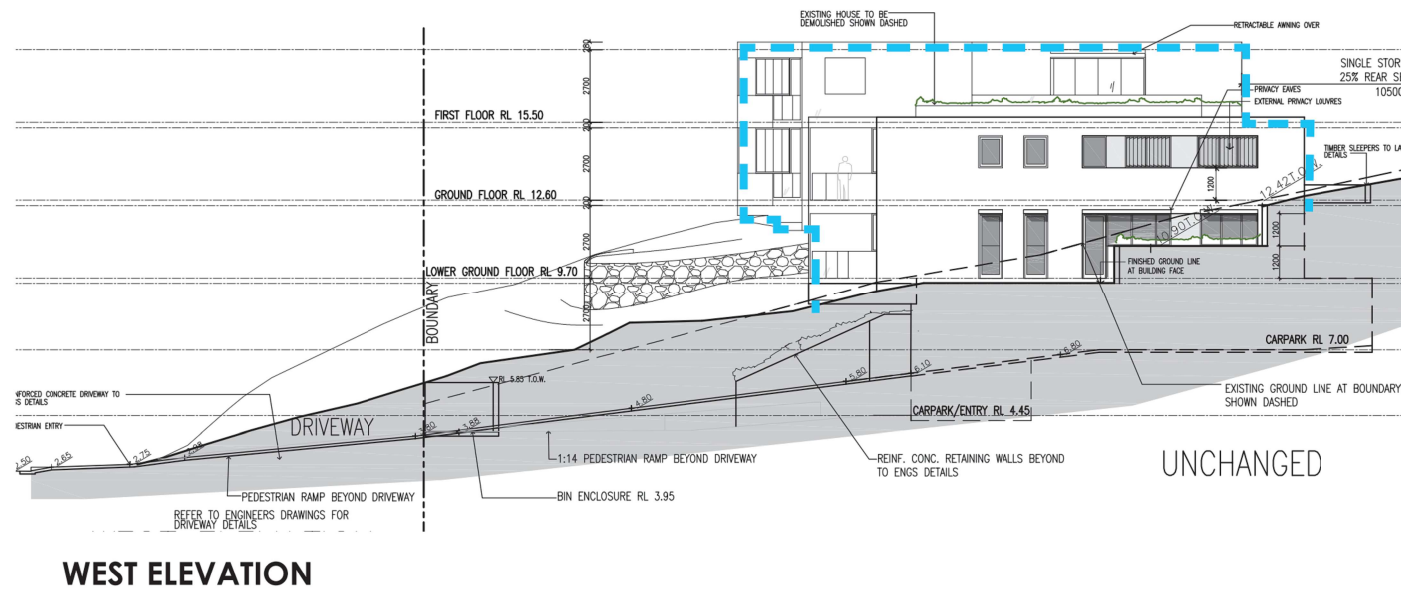
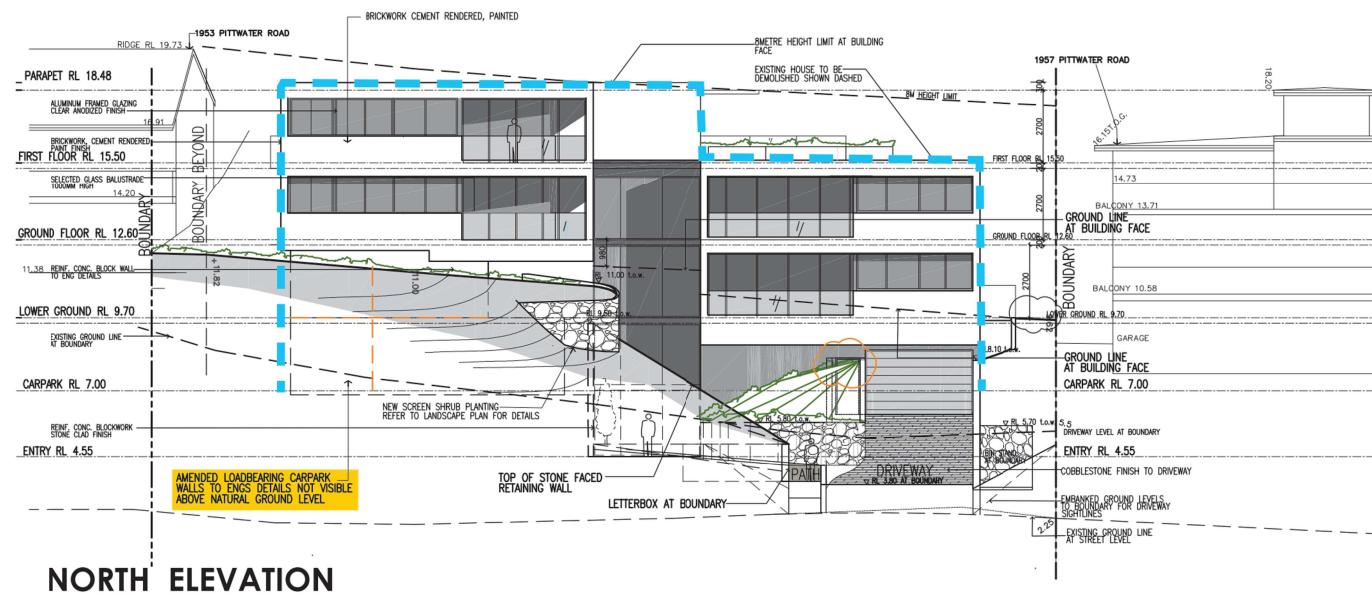
Rev	Description	Date
A	S4.55 Amended Plans	28/01/23

Project Name

1955 Pittwater Rd., Bayview



Drawing Title		Project No.
First Floor Comparison Plan		A22039
SCALE	As indicated	ISSUE
@ A3	Drawing no: DA.905	A



APPROVED

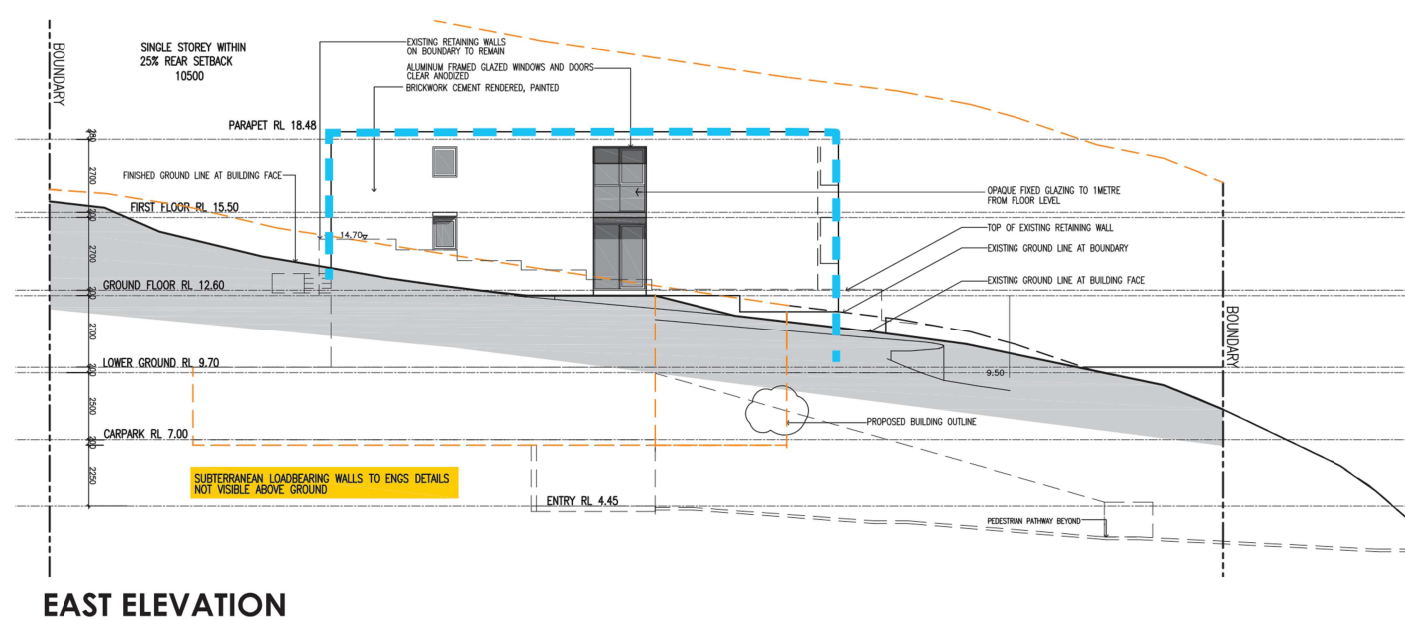
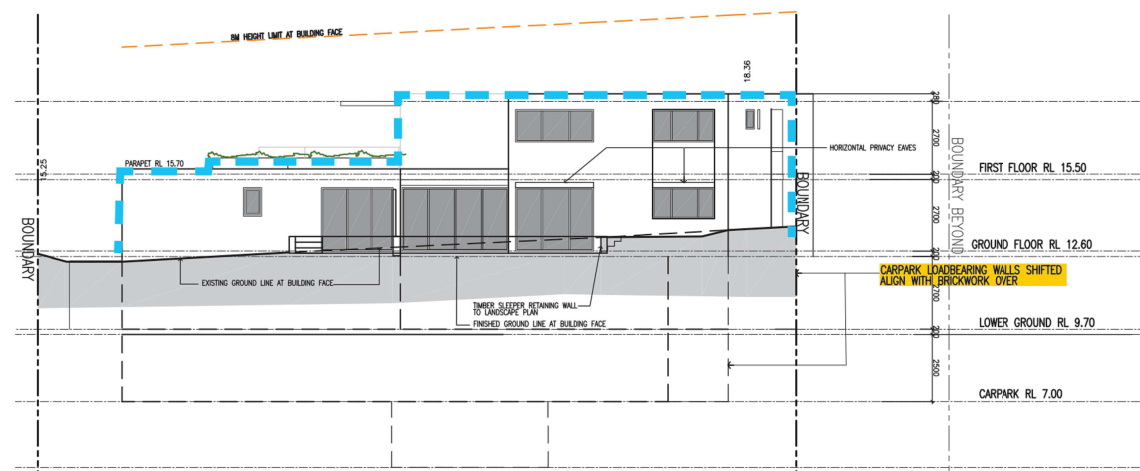


CURRENT PROPOSAL

--- APPROVED BUILDING OUTLINE MOD 2021/0101

0 2m 4m 10m

SCALE 1:300 @A3



APPROVED

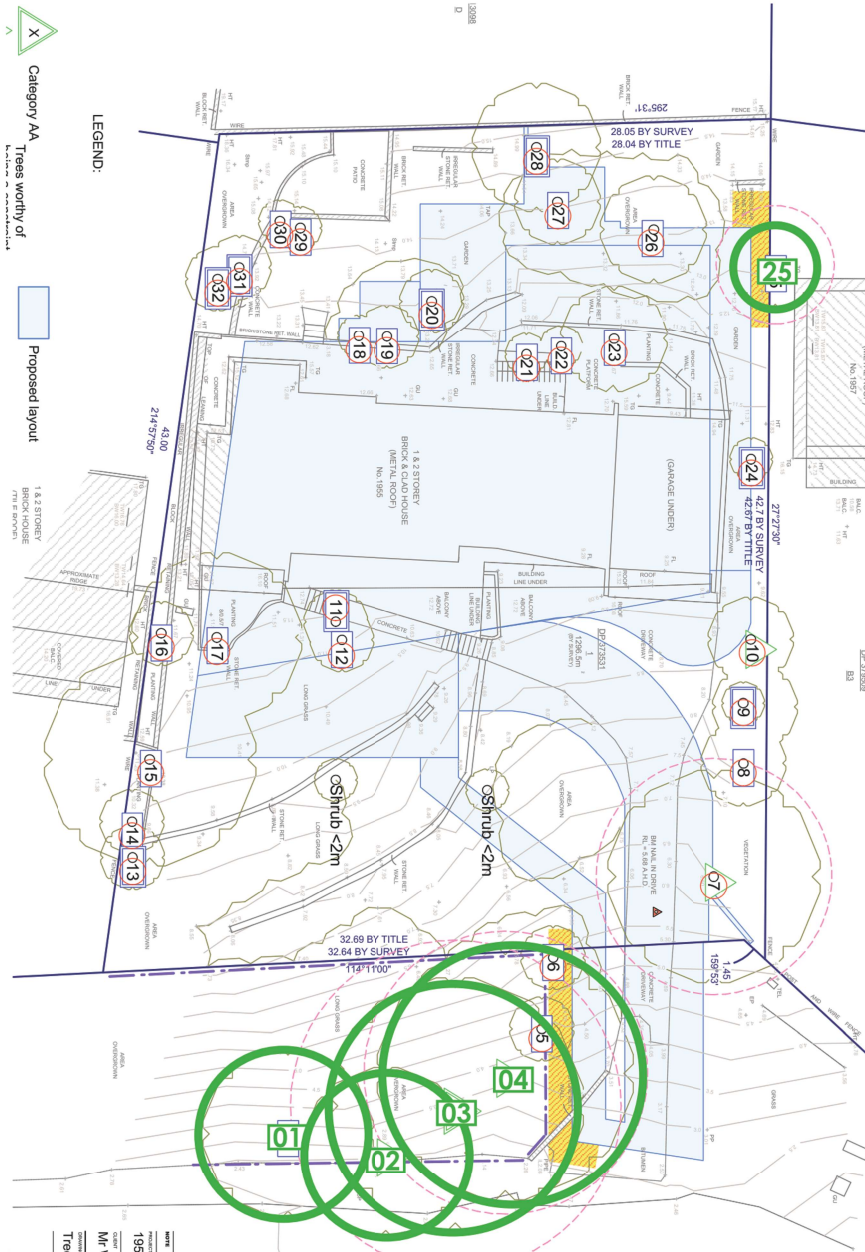


CURRENT PROPOSAL

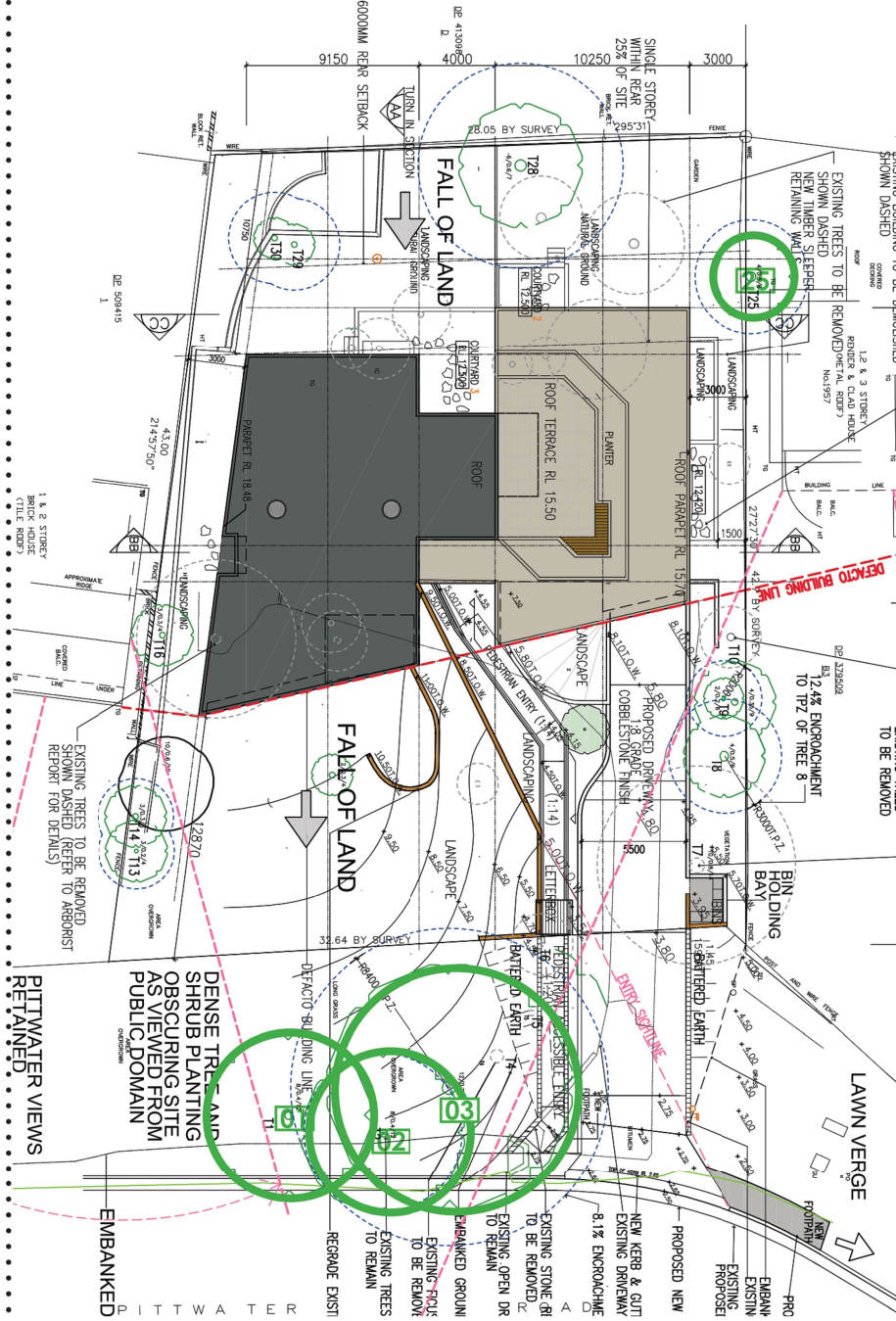
— — — APPROVED BUILDING
OUTLINE MOD
2021/0101



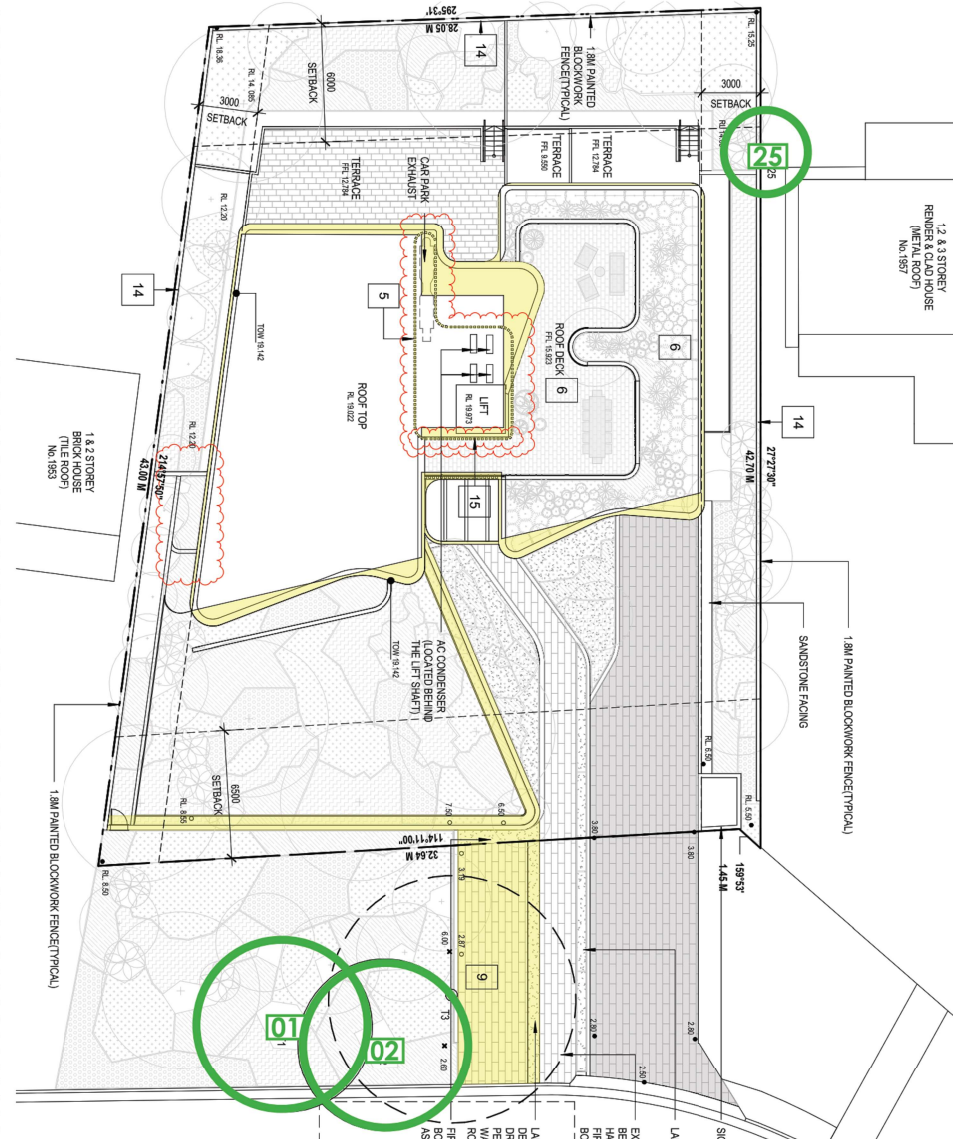
SCALE 1:300 @A3



DA2019/0154
Tree Management Plan
 TMP01 prepared by Naturally Trees
 dated 7 February 2018



DA2021/0343




CURRENT PROPOSAL

LEGEND:
 TREES RETAINED

Rev	Description	Date
A	S4.55 Amended Plans	28/01/23

Project Name
 1955 Pittwater Rd., Bayview

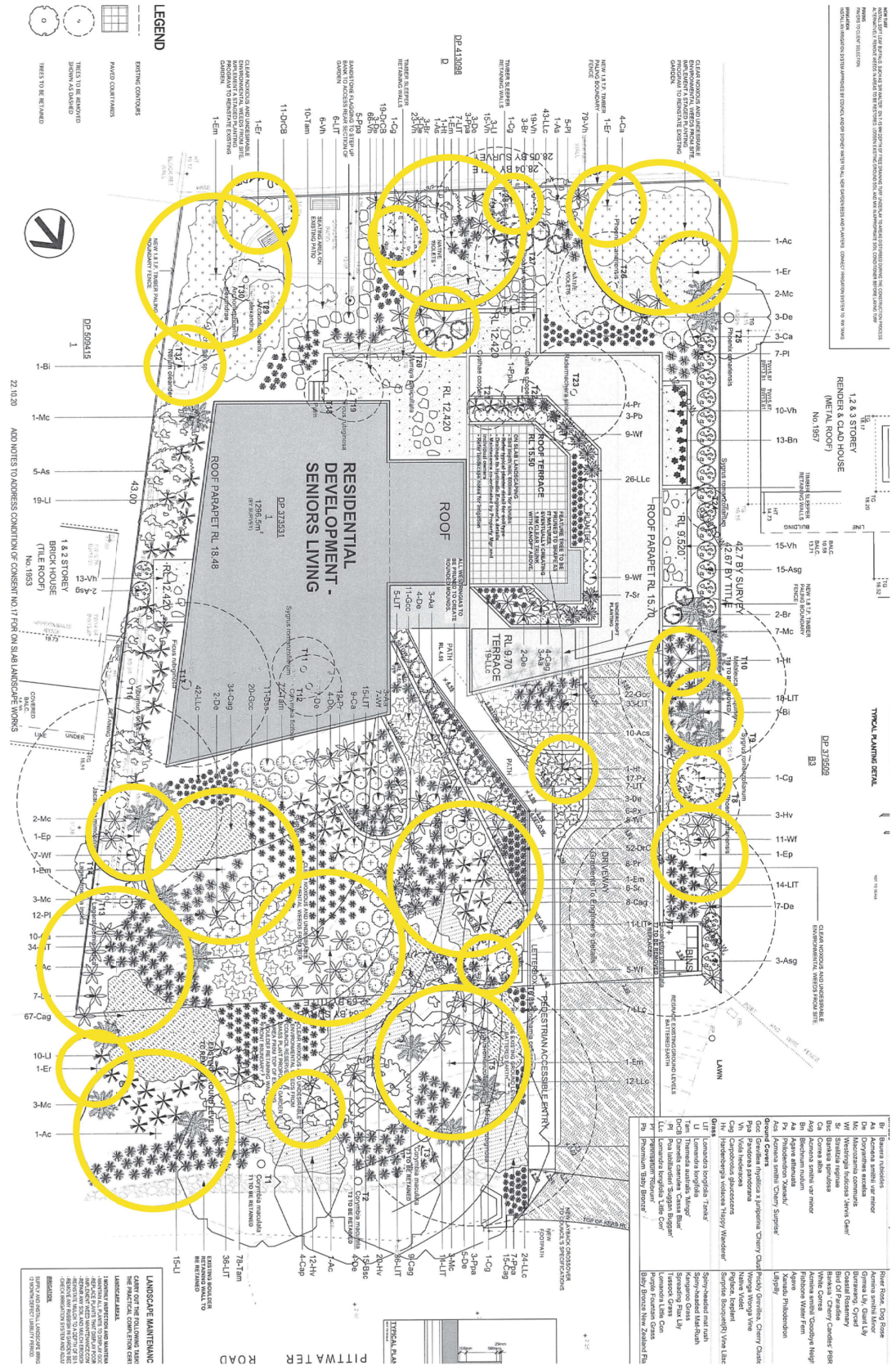


Drawing Title
 Tree Retention Plan

Drawing no:
 DA.908

Project No.
 A22039

ISSUE
 A




DA2021/0343
APPROVED
(ADDITIONAL 28 TREES)

CURRENT PROPOSAL
(ADDITIONAL 35 TREES)

LEGEND:
REPLACEMENT TREES

Rev	Description	Date
A	S4.55 Amended Plans	28/01/23


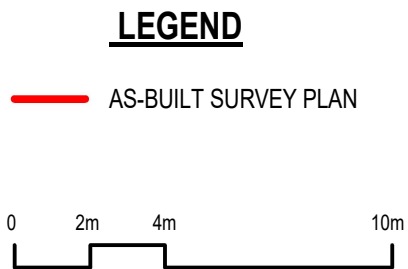
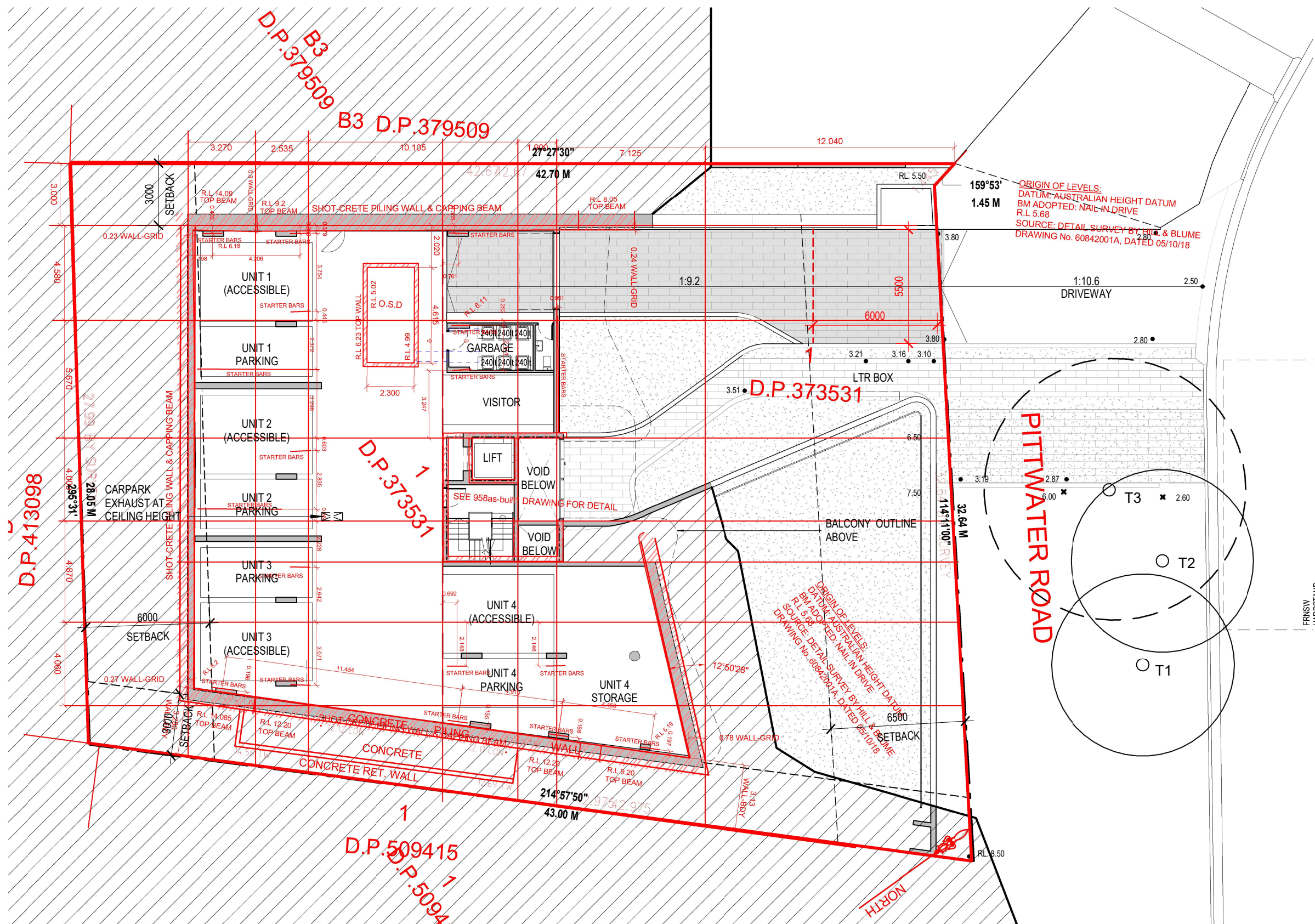
Project Name
1955 Pittwater Rd., Bayview

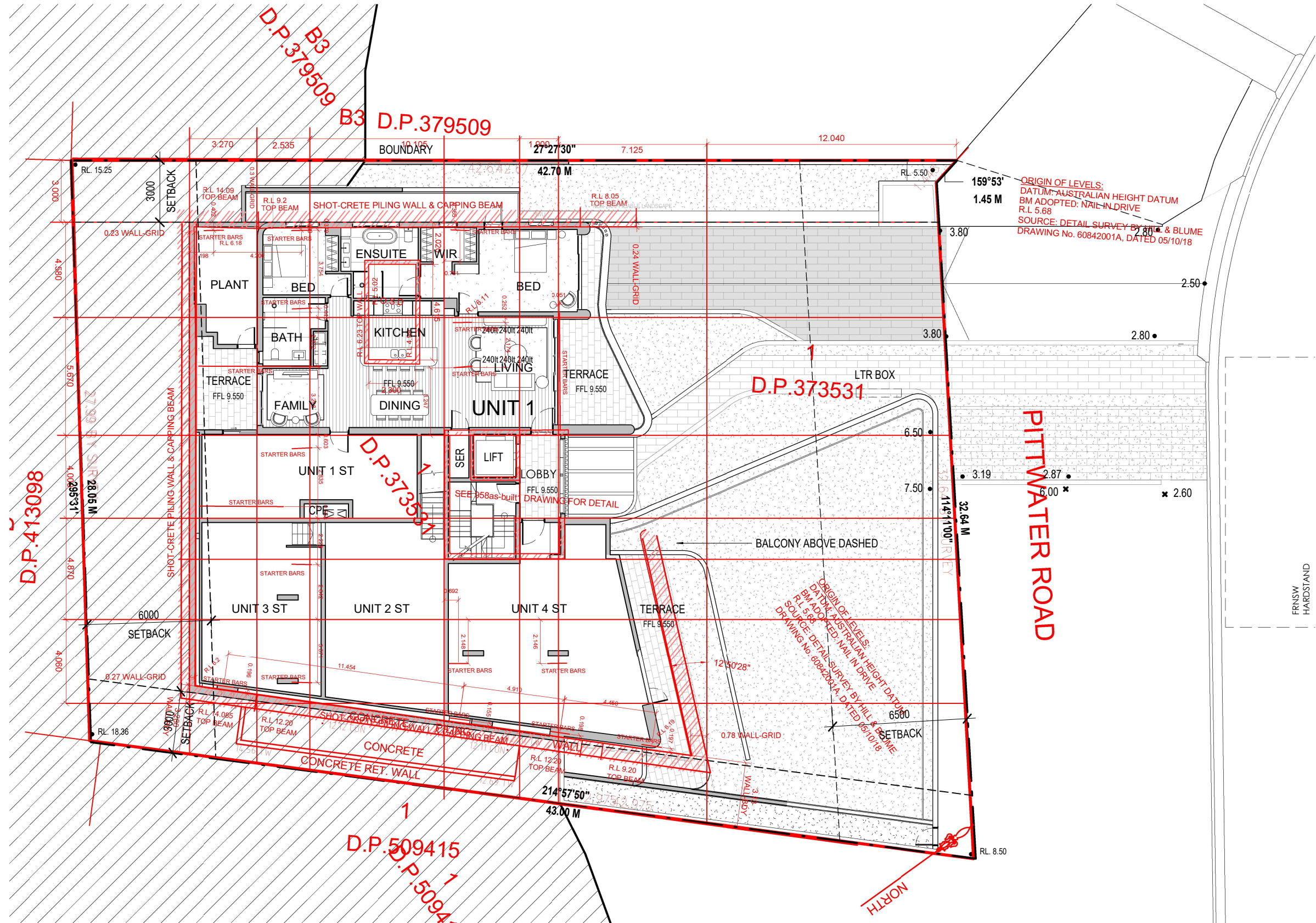


Drawing Title
New/ Replacement Tree Plan

Drawing no:
DA.909

Project No.
A22039
ISSUE
A





LEGEND

AS-BUILT SURVEY PLAN

