

BASIX™ Certificate

Building Sustainability Index

www.planningportal.nsw.gov.au/development-and-assessment/basix

Alterations and Additions

Certificate number: A1770449_02

This certificate confirms that the proposed development will meet the NSW government's requirements for sustainability, if it is built in accordance with the commitments set out below. Terms used in this certificate, or in the commitments, have the meaning given by the document entitled "BASIX Definitions" dated 10/09/2020 published by the Department. This document is available at www.planningportal.nsw.gov.au/definitions

Secretary

Date of issue: Wednesday, 16 April 2025

To be valid, this certificate must be lodged within 3 months of the date of issue.



Project address

Project name	53924, 154 Plateau Rd_02
Street address	154 PLATEAU Road BILGOLA PLATEAU 2107
Local Government Area	Northern Beaches Council
Plan type and number	Deposited Plan DP12838
Lot number	52
Section number	-

Project type

Dwelling type	Dwelling house (detached)
Type of alteration and addition	The estimated development cost for my renovation work is \$50,000 or more, and includes a pool (and/or spa).
N/A	N/A

Certificate Prepared by (please complete before submitting to Council or PCA)

Name / Company Name: Max Brightwell

ABN (if applicable): 95897024384

Pool and Spa	Show on DA Plans	Show on CC/CDC Plans & specs	Certifier Check
Rainwater tank			
The applicant must install a rainwater tank of at least 1345.32 litres on the site. This rainwater tank must meet, and be installed in accordance with, the requirements of all applicable regulatory authorities.	✓	✓	✓
The applicant must configure the rainwater tank to collect rainwater runoff from at least 50 square metres of roof area.		✓	✓
The applicant must connect the rainwater tank to a tap located within 10 metres of the edge of the pool.		✓	✓
Outdoor swimming pool			
The swimming pool must be outdoors.	✓	✓	✓
The swimming pool must not have a capacity greater than 30 kilolitres.	✓	✓	✓
The applicant must install a pool pump timer for the swimming pool.		✓	✓
The applicant must not incorporate any heating system for the swimming pool that is part of this development.		✓	✓

Fixtures and systems	Show on DA Plans	Show on CC/CDC Plans & specs	Certifier Check
Lighting			
The applicant must ensure a minimum of 40% of new or altered light fixtures are fitted with fluorescent, compact fluorescent, or light-emitting-diode (LED) lamps.		✓	✓
Fixtures			
The applicant must ensure new or altered showerheads have a flow rate no greater than 9 litres per minute or a 3 star water rating.		✓	✓
The applicant must ensure new or altered toilets have a flow rate no greater than 4 litres per average flush or a minimum 3 star water rating.		✓	✓
The applicant must ensure new or altered taps have a flow rate no greater than 9 litres per minute or minimum 3 star water rating.		✓	

Construction			Show on DA Plans	Show on CC/CDC Plans & specs	Certifier Check
Insulation requirements					
The applicant must construct the new or altered construction (floor(s), walls, and ceilings/roofs) in accordance with the specifications listed in the table below, except that a) additional insulation is not required where the area of new construction is less than 2m2, b) insulation specified is not required for parts of altered construction where insulation already exists.			✓	✓	✓
Construction	Additional insulation required (R-value)	Other specifications			
concrete slab on ground floor.	nil	N/A			
suspended floor with enclosed subfloor: framed (R0.7).	R0.60 (down) (or R1.30 including construction)	N/A			
floor above existing dwelling or building.	nil	N/A			
external wall: framed (weatherboard, fibro, metal clad)	R1.30 (or R1.70 including construction)				
flat ceiling, pitched roof	ceiling: R3.00 (up), roof: foil/sarking	medium (solar absorptance 0.475 - 0.70)			

Glazing requirements	Show on DA Plans	Show on CC/CDC Plans & specs	Certifier Check
Windows and glazed doors			
The applicant must install the windows, glazed doors and shading devices, in accordance with the specifications listed in the table below. Relevant overshadowing specifications must be satisfied for each window and glazed door.	✓	✓	✓
The following requirements must also be satisfied in relation to each window and glazed door:		✓	✓
Each window or glazed door with standard aluminium or timber frames and single clear or toned glass may either match the description, or, have a U-value and a Solar Heat Gain Coefficient (SHGC) no greater than that listed in the table below. Total system U-values and SHGCs must be calculated in accordance with National Fenestration Rating Council (NFRC) conditions.		✓	✓
Each window or glazed door with improved frames, or pyrolytic low-e glass, or clear/air gap/clear glazing, or toned/air gap/clear glazing must have a U-value and a Solar Heat Gain Coefficient (SHGC) no greater than that listed in the table below. Total system U-values and SHGCs must be calculated in accordance with National Fenestration Rating Council (NFRC) conditions. The description is provided for information only. Alternative systems with complying U-value and SHGC may be substituted.		✓	✓
For projections described in millimetres, the leading edge of each eave, pergola, verandah, balcony or awning must be no more than 500 mm above the head of the window or glazed door and no more than 2400 mm above the sill.	✓	✓	✓
Pergolas with polycarbonate roof or similar translucent material must have a shading coefficient of less than 0.35.		✓	✓
Pergolas with fixed battens must have battens parallel to the window or glazed door above which they are situated, unless the pergola also shades a perpendicular window. The spacing between battens must not be more than 50 mm.		✓	✓

Glazing requirements							Show on DA Plans	Show on CC/CDC Plans & specs	Certifier Check
Windows and glazed doors glazing requirements									
Window/door number	Orientation	Area of glass including frame (m2)	Overshadowing height (m)	Overshadowing distance (m)	Shading device	Frame and glass type			
W1	SE	1.68	0	0	eave/ verandah/ pergola/balcony >=900 mm	standard aluminium, single clear, (or U-value: 7.63, SHGC: 0.75)			
W2	SE	5.22	0	0	eave/ verandah/ pergola/balcony >=900 mm	standard aluminium, single clear, (or U-value: 7.63, SHGC: 0.75)			
W3	SW	3.29	0	0	none	standard aluminium, single clear, (or U-value: 7.63, SHGC: 0.75)			
W4	SW	4	0	0	none	standard aluminium, single clear, (or U-value: 7.63, SHGC: 0.75)			
W5	NW	2.12	0	0	eave/ verandah/ pergola/balcony >=450 mm	aluminium, single Lo-Tsol low-e, (U-value: 5.6, SHGC: 0.36)			

Glazing requirements							Show on DA Plans	Show on CC/CDC Plans & specs	Certifier Check
Window/door number	Orientation	Area of glass including frame (m2)	Overshadowing height (m)	Overshadowing distance (m)	Shading device	Frame and glass type			
W6	NE	1.99	0	0	eave/ verandah/ pergola/balcony >=450 mm	aluminium, single Lo- Tsol low-e, (U-value: 5.6, SHGC: 0.36)			
W7	NE	1.99	0	0	eave/ verandah/ pergola/balcony >=450 mm	aluminium, single Lo- Tsol low-e, (U-value: 5.6, SHGC: 0.36)			
W8	NE	7.95	0	0	eave/ verandah/ pergola/balcony >=900 mm	standard aluminium, single clear, (or U-value: 7.63, SHGC: 0.75)			
W9	NW	3	0	0	eave/ verandah/ pergola/balcony >=450 mm	aluminium, single Lo- Tsol low-e, (U-value: 5.6, SHGC: 0.36)			
W10	NW	2.85	0	0	eave/ verandah/ pergola/balcony >=450 mm	aluminium, single Lo- Tsol low-e, (U-value: 5.6, SHGC: 0.36)			

Glazing requirements							Show on DA Plans	Show on CC/CDC Plans & specs	Certifier Check
Windows and glazed doors glazing requirements									
Window/door number	Orientation	Area of glass including frame (m2)	Overshadowing height (m)	Overshadowing distance (m)	Shading device	Frame and glass type			
W11	SE	7.54	0	0	none	standard aluminium, single clear, (or U-value: 7.63, SHGC: 0.75)			
W12	SE	5.03	0	0	eave/verandah/pergola/balcony >=450 mm	standard aluminium, single clear, (or U-value: 7.63, SHGC: 0.75)			
W13	NW	4.67	0	0	eave/verandah/pergola/balcony >=450 mm	aluminium, single Lo-Tsol low-e, (U-value: 5.6, SHGC: 0.36)			
D1	SE	8.75	0	0	eave/verandah/pergola/balcony >=900 mm	standard aluminium, single clear, (or U-value: 7.63, SHGC: 0.75)			
D2	SE	2	0	0	eave/verandah/pergola/balcony >=900 mm	standard aluminium, single clear, (or U-value: 7.63, SHGC: 0.75)			


Glazing requirements							Show on DA Plans	Show on CC/CDC Plans & specs	Certifier Check
Window/door number	Orientation	Area of glass including frame (m2)	Overshadowing height (m)	Overshadowing distance (m)	Shading device	Frame and glass type			
D3	NE	5.75	0	0	eave/ verandah/ pergola/balcony >=900 mm	standard aluminium, single clear, (or U-value: 7.63, SHGC: 0.75)			
D4	NW	16.07	0	0	eave/ verandah/ pergola/balcony >=900 mm	standard aluminium, single clear, (or U-value: 7.63, SHGC: 0.75)			
D5	NW	3.88	0	0	eave/ verandah/ pergola/balcony >=900 mm	standard aluminium, single clear, (or U-value: 7.63, SHGC: 0.75)			
D14	SE	7.95	0	0	eave/ verandah/ pergola/balcony >=900 mm	standard aluminium, single clear, (or U-value: 7.63, SHGC: 0.75)			
D15	SE	7.95	0	0	eave/ verandah/ pergola/balcony >=900 mm	standard aluminium, single clear, (or U-value: 7.63, SHGC: 0.75)			


Glazing requirements							Show on DA Plans	Show on CC/CDC Plans & specs	Certifier Check
Windows and glazed doors glazing requirements									
Window/door number	Orientation	Area of glass including frame (m2)	Overshadowing height (m)	Overshadowing distance (m)	Shading device	Frame and glass type			
D16	NW	5.67	0	0	eave/ verandah/ pergola/balcony >=900 mm	standard aluminium, single clear, (or U-value: 7.63, SHGC: 0.75)			
D17	SW	6.01	0	0	eave/ verandah/ pergola/balcony >=900 mm	standard aluminium, single clear, (or U-value: 7.63, SHGC: 0.75)			
D20	SE	7.16	0	0	eave/ verandah/ pergola/balcony >=900 mm	standard aluminium, single clear, (or U-value: 7.63, SHGC: 0.75)			


Glazing requirements				Show on DA Plans	Show on CC/CDC Plans & specs	Certifier Check
Glazed roofs						
The applicant must install the glazed roofs described in the table below, in accordance with the specifications listed in the table.				✓	✓	✓
The following requirements must also be satisfied in relation to each glazed roof:					✓	✓
Glazed roofs glazing requirements						
Glazed roof number	Area of glazing (m2)	Shading device	Glass type			
14	0.64	no shading	improved aluminium, single pyrolytic low-e, (U-value: 4.48, SHGC: 0.46)			
15	1.98	no shading	improved aluminium, single pyrolytic low-e, (U-value: 4.48, SHGC: 0.46)			
16	1.98	no shading	improved aluminium, single pyrolytic low-e, (U-value: 4.48, SHGC: 0.46)			
17,18	2.5	no shading	improved aluminium, single pyrolytic low-e, (U-value: 4.48, SHGC: 0.46)			
19	1.38	no shading	improved aluminium, single pyrolytic low-e, (U-value: 4.48, SHGC: 0.46)			

Legend

In these commitments, "applicant" means the person carrying out the development.

Commitments identified with a  in the "Show on DA plans" column must be shown on the plans accompanying the development application for the proposed development (if a development application is to be lodged for the proposed development).

Commitments identified with a  in the "Show on CC/CDC plans & specs" column must be shown in the plans and specifications accompanying the application for a construction certificate / complying development certificate for the proposed development.

Commitments identified with a  in the "Certifier check" column must be certified by a certifying authority as having been fulfilled, before a final occupation certificate for the development may be issued.