

Applicant and Project Details

Complete this page and the relevant Sections that apply to your proposed development.

Applicants' Details

Name: (must be the same as the DA form)	AERO LEPLASTRIER, MALLEE LAMBERT, RICHARD LEPLASTRIER, KAREN LAMBERT
Address: (must be the same as the DA form)	5 PORTIONS, LOVETT BAY
Phone Number:	MR. A. Lepastrier (away from 21.10.23) DR. M. LAMBERT - 01426 823937 MR. R. Lepastrier - 0412272216 MSK Lambert 06145911357
Email Address:	aeroleplastrier@gmail.com mallee.lambert@gmail.com rlbigbear@gmail.com 0409523702 karenlbr@bigpond.net.au

Property Details

Lot No: Deposited Plan (DP) No: or Strata Plan (SP) No:	5 PORTIONS, DP590990
Unit No: House No: Street: Suburb: Postcode:	

Project Details

Description of proposed development:	Family House and Studio Lovett Bay
Structures to be demolished:	N/A


Applicant Declaration


I declare that:

1. This plan has been completed in accordance with the Waste Management Guidelines
2. To the best of my knowledge, the details on this form are accurate and correct


I understand that:

1. All records demonstrating lawful disposal of waste will be retained and kept readily accessible for inspection by regulatory authorities such as Council, NSW Environment Protection Authority or WorkCover NSW.
2. A bond in accordance with Council's fees and charges may apply to this development and must be paid to Council prior to any works commencing.
3. The bond will only be refunded when Council is satisfied that all waste outlined in this plan has been managed as per the plan, and evidence such as photos, receipts and statutory declarations must be supplied where appropriate.


Signature of Applicant: AERO LEPLASTRIER Date: 27.9.23


MALLEE LAMBERT 27.9.23


RICHARD LEPLASTRIER 27.9.23


KAREN LAMBERT 27.9.23

Section 2 – Construction

This section must be completed in accordance with 'Chapter 2 – Construction' of the Waste Management Guidelines

MATERIALS ON SITE	DESTINATION <i>Evidence such as weighbridge dockets and invoices for waste disposal or recycling must be retained on site for inspection</i>					
	REUSE AND RECYCLING (MOST FAVOURABLE)			DISPOSAL (LEAST FAVOURABLE)		
Types of Waste Material	Estimated Volume (m ³) or Weight (t)	ONSITE RE-USE ✓ Specify how material will be reused on site	OFFSITE RECYCLING ✓ Specify recycling outlet (RO) ✓ Specify Waste Transport Contractor (WTC)		OFFSITE DISPOSAL ✓ Specify landfill site (LS) ✓ Specify Waste Transport Contractor (WTC)	
* Please specify			WTC	RO	WTC	LS
Excavated Material	3.6 m ³	SEE LB 42/2 ROCKFALL DISH AND BERM				
Garden Organics	N/A					
Bricks	N/A					
* Wall + floor tiles	0.015 m ³		KIMBRIKI R.R.C. TERRY HILLS		OPTION NOT AVAILABLE: These materials must be re-used or separated on or off site and sent for recycling.	
Concrete	0.5 m ³	FILLING AND LEVELLING (PATH)				
Timber*	0.1 m ³	REUSE IN WORKSHOP				
Plasterboard	N/A					
Metals*	N/A		KIMBRIKI R.R.C. TERRY HILLS if req'd			
Asbestos	N/A					
Other waste*	<1 m ³					
Estimated Total % Recovered	95%					

Refer to the estimation tables in 'Chapter 2 – Construction' of the Guidelines for assistance in completing this table.

The applicant must submit a Site Plan showing the structures to be demolished and storage areas for waste and construction materials (if the development also includes construction).

WMP Checklist

Have you included the following:	Applicant Tick
A site plan showing: <ul style="list-style-type: none"> • The structures to be demolished. <i>N/A</i> • Potential storage areas for waste to be reused, recycled, or disposed of. • Materials storage <i>(LB 4 2/2 SITE PLAN)</i> 	<input checked="" type="checkbox"/>
The table on the previous page, completed in accordance with 'Chapter 2 – Construction' in the guidelines.	<input checked="" type="checkbox"/>

Section 3 – On-going waste management for one or two dwellings

This section is to be completed in accordance with 'Chapter 3 – On-going waste management for one or two dwellings' of the Waste Management Guidelines.

Type of development: Residential

Number of dwellings: 1

WMP Checklist

Do your architectural and landscape plans include the following:	Applicant Tick
Waste Storage Area design requirements (Chapter 3.2.) <i>SEE NOTE BELOW</i>	<input checked="" type="checkbox"/>
Waste Storage Area location requirements (Chapter 3.3.) <i>SEE NOTE BELOW</i>	<input checked="" type="checkbox"/>

NOTE :
 LOVETT BAY IS PART OF THE LOWER WESTERN SHORES WATER ACCESS ONLY COMMUNITY, WASTE AND RECYCLING BINS ARE LOCATED ON LOVETT BAY PUBLIC WHARF AND COLLECTED BY NBC CONTRACTORS.