

1 BOATSHED & JETTY PLAN 1:200

SPECIFICATION

Structure is to be in accordance with drawings by Cantilever Engineers SK1.0 P1, SK2.0 P1, SK3.0 P1, SK3.1 P1. Timbers are generally to be turpentine in intertidal zone and hardwood above.

Jetty: Jetty width 1.5m. Bearers to be 200x75, fixed with 4.4 grade galvanised bolts. Joists to be 200x100, fixed with 4.4 grade galvanised bolts. Jetty deck to be FRP mini-mesh fixed with stainless steel batten screws to allow greater than 40% transparency.

Pontoon: Pontoon size 3.6m x 2.4m. IPS tube style. Bearers to be 200x75. Joists to be 100x100. Deck to be FRP mini-mesh fixed with stainless steel batten screws to allow greater than 40% transparency.

Ramp: Ramp length 6.0m. Ramp marine grade alloy frame with FRP mini-mesh fixed with stainless steel batten screws to allow greater than 40% transparency.

Piles: Out wide with stainless steel rings and caps. Turpentine average diameter 300mm with HDPE sleeves if required. Pontoon locator piles x 2 at back of pontoon to strengthen structure.



1. BLACK FIBRE CEMENT PANELS



3. CORRUGATED METAL ROOF



2. BLACK ALUMINIUM FRAMED DOORS & WINDOWS



4. IPS TUBE STYLE PONTOON



4. MARINE GRADE FRP MINI MESH WITH > 40% TRANSPARENCY FOR ALL TRAFFICABLE SURFACES



4. 300 DIAMETER TURPENTINE PILES WITH STAINLESS STEEL RINGS & CAPPING

Rev.	Name	Notes.	Date	Reviewed
C	Development Application	DA	29/11/2017	
D	DA Boatshed & Jetty - adjusted RLs above EPL	DA Submission - RLs adjusted above EPL	11/04/2018	
E	DA Conditions	DA Conditions	20/05/2019	
F	DA deferred conditions	Deferred Conditions	20/06/2019	

LEGEND

MR	CORRUGATED METAL ROOF	TREE REMOVED
D	DOOR	
W	WINDOW	
LW	LOUVRE WINDOW	
TB	TIMBER BOARDS	EXISTING TREE
FC	FIBRE CEMENT	

BUILDERS/ CONTRACTORS ARE TO VERIFY ALL DIMENSIONS PRIOR TO COMMENCEMENT OF SITE WORK OR OFF-SITE FABRICATION. ALL SHOP DRAWINGS ARE TO BE SUBMITTED TO THE PROJECT MANAGER, AND MANUFACTURE SHALL NOT COMMENCE UNTIL RETURN OF UNAMENDED SHOP DRAWINGS. FIGURED DIMENSIONS ARE TO BE READ IN PREFERENCE TO SCALED.

Land Surveyor	Hydrographic Surveyor	Planner
CMS SURVEYORS PO Box 463 Dee Why NSW 2099 P: 02 9971 4802	ADAM CLERKE 38 KEVIN AVENUE AVALON NSW 2107 P: 02 9918 4111	DENIS FISH PLANNING SERVICES 15 EDWARD AVENUE POTTSVILLE NSW 2489 P: 02 6676 2841 F: 02 9918 5788

Flora and Fauna Consultant	Arborist
KURTIS LINDSAY NARLA ENVIRONMENTAL PO BOX 406 MONA VALE NSW 1660 P: 02 99861295	KYLE HILL GROWING MY WAY TREE SERVICES PO BOX 35 NEWPORT BEACH NSW 2106 P: 02 9997 4101 F: 02 9940 0217

Architects	Level 1 63 William Street East Sydney NSW 2010 Tel: 61 2 9360 7977 Fax: 61 2 9360 2123 Email: cba@caseybrown.com.au
------------	--

Project	
Bona Crescent 24 Bona Crescent, Morning Bay	

Drawing Title	
BOATSHED	

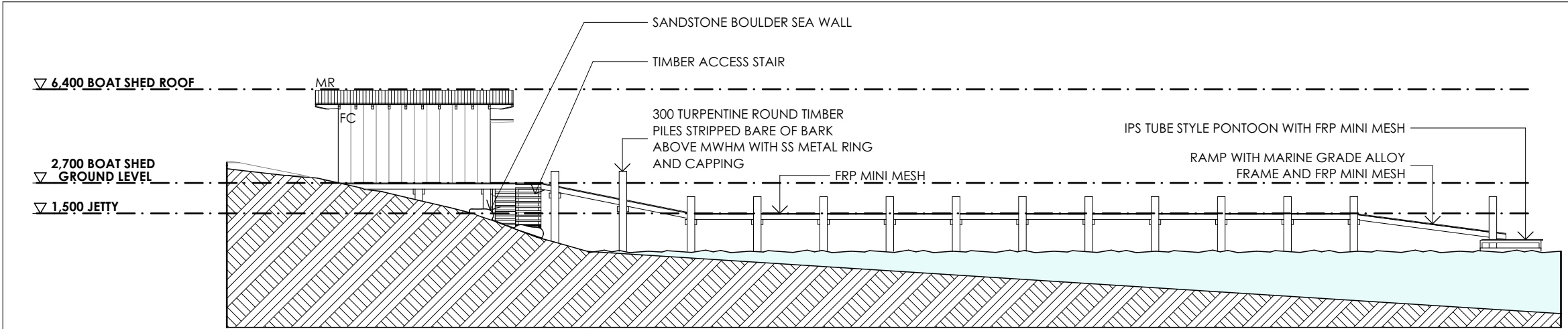
Drawing No.	Revision No.
SD6.1	F

Plot Date	Project No.
20/06/2019	C9216

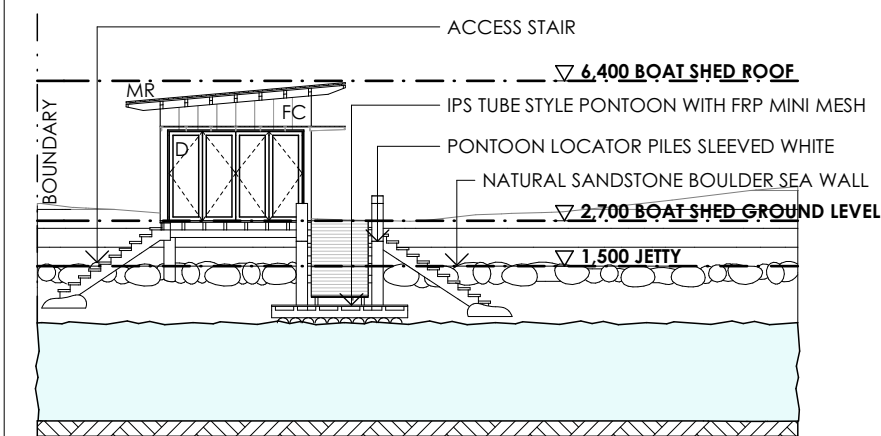
Scale	
1:200, 1:8.23, 1:9.68, 1:14.52, 1:5.26, 1:3.63, 1:5.63 @ A3	

Reviewed	Approved
----------	----------

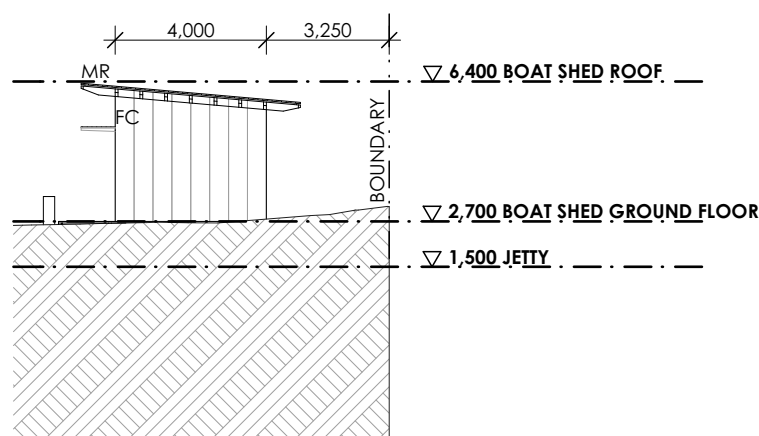
© COPYRIGHT: Casey Brown Architecture Pty. Ltd. 2017
INFORMATION CONTAINED ON THIS DRAWING IS THE COPYRIGHT OF CASEY BROWN ARCHITECTURE PTY. LTD. COPYING OF THIS DRAWING OR PART WITHOUT WRITTEN PERMISSION INFRINGES COPYRIGHT.



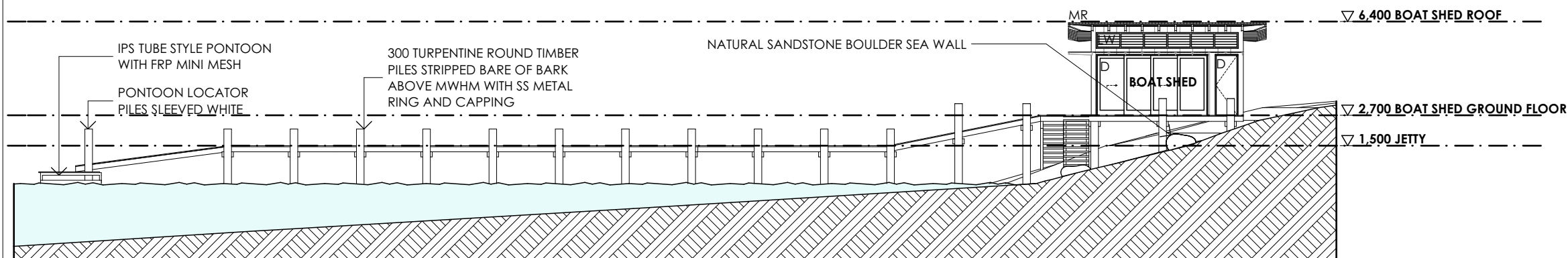
1 BOATSHED & JETTY SOUTH EAST ELEVATION 1:200



2 BOATSHED AND JETTY NORTH EAST ELEVATION 1:200



4 BOATSHED & JETTY SOUTH WEST ELEVATION 1:200



3 BOATSHED & JETTY NORTH WEST ELEVATION 1:200

Rev.	Name	Notes.	Date	Reviewed
C	Development Application	DA	29/11/2017	
D	DA Boatshed & Jetty - adjusted RLs above EPL	DA Submission - RLs adjusted above EPL	11/04/2018	
E	DA deferred conditions	DA deferred conditions Deferred Conditions	20/06/2019	

LEGEND	
MR	CORRUGATED METAL ROOF
D	DOOR
W	WINDOW
LW	LOUVRE WINDOW
TB	TIMBER BOARDS
FC	FIBRE CEMENT
	TREE REMOVED
	EXISTING TREE

BUILDERS/ CONTRACTORS ARE TO VERIFY ALL DIMENSIONS PRIOR TO COMMENCEMENT OF SITE WORK OR OFF-SITE FABRICATION. ALL SHOP DRAWINGS ARE TO BE SUBMITTED TO THE PROJECT MANAGER, AND MANUFACTURE SHALL NOT COMMENCE UNTIL RETURN OF UNAMENDED SHOP DRAWINGS. FIGURED DIMENSIONS ARE TO BE READ IN PREFERENCE TO SCALED.

Land Surveyor	Hydrographic Surveyor	Planner
CMS SURVEYORS PO Box 463 Dee Why NSW 2099 P: 02 9971 4802	ADAM CLERKE 38 KEVIN AVENUE AVALON NSW 2107 P: 02 9918 4111	DENIS FISH PLANNING SERVICES 15 EDWARD AVENUE POTTSVILLE NSW 2489 P: 02 6676 2841 F: 02 9918 5788
Flora and Fauna Consultant	Arborist	
KURTIS LINDSAY NARLA ENVIRONMENTAL PO BOX 406 MONA VALE NSW 1660 P: 02 99861295	KYLE HILL GROWING MY WAY TREE SERVICES PO BOX 35 NEWPORT BEACH NSW 2106 P: 02 9997 4101 F: 02 9940 0217	

Architects	Level 1 63 William Street East Sydney NSW 2010 Tel: 61 2 9360 7977 Fax: 61 2 9360 2123 Email: cba@caseybrown.com.au
------------	--

Project	
Bona Crescent 24 Bona Crescent, Morning Bay	

Drawing Title	
ELEVATIONS - BOAT SHED AND JETTY	

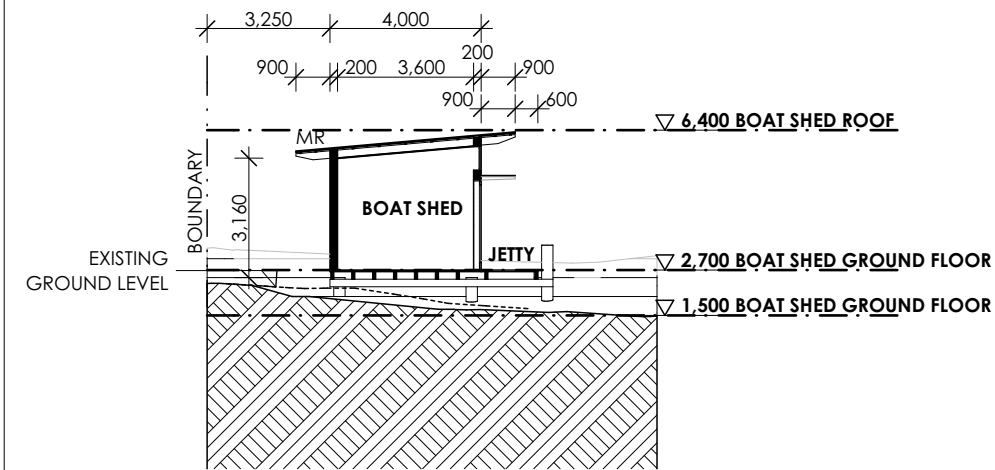
Drawing No.	Revision No.
SD6.3	E

Plot Date	Project No.
20/06/2019	C9216

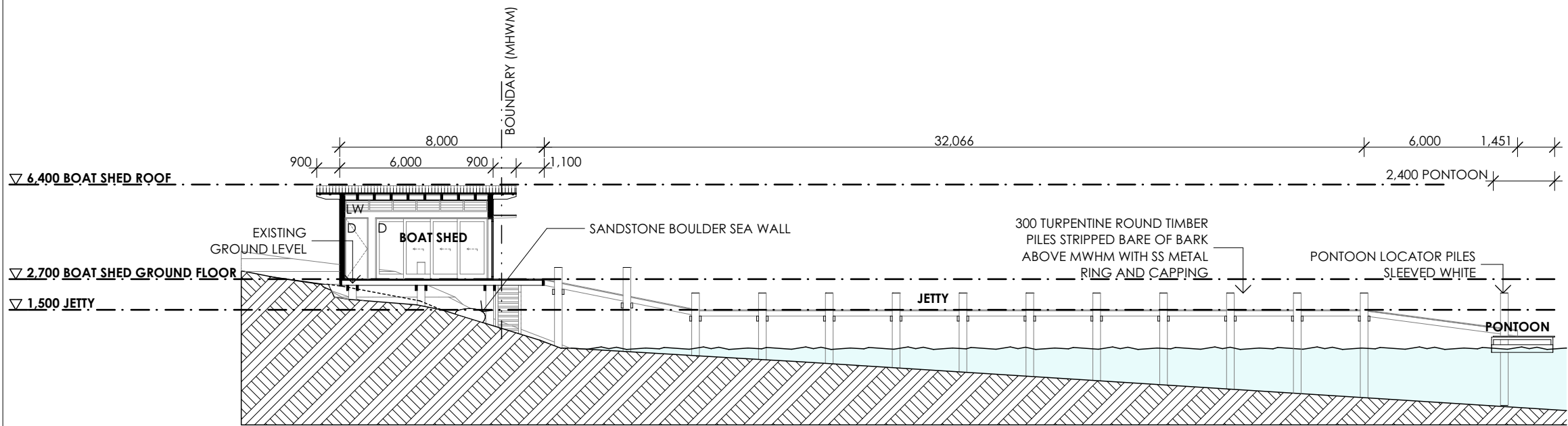
Scale	
1:200 @ A3	

Reviewed	Approved

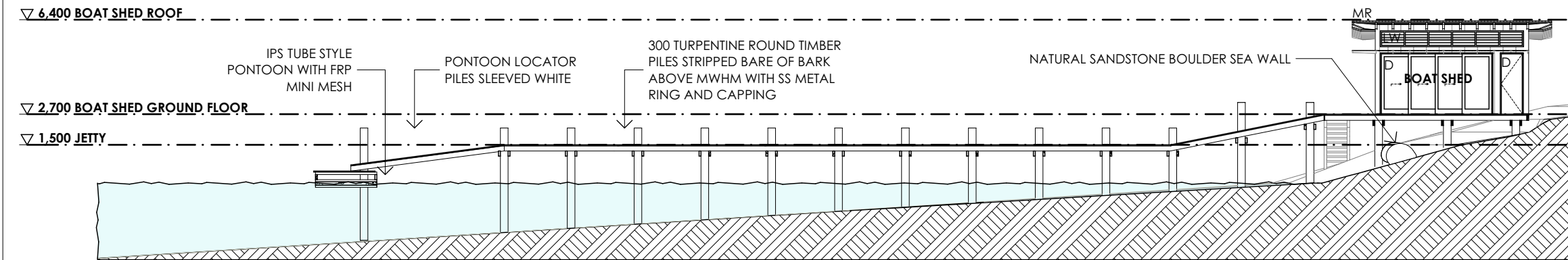
© COPYRIGHT: Casey Brown Architecture Pty. Ltd. 2017
INFORMATION CONTAINED ON THIS DRAWING IS THE COPYRIGHT OF
CASEY BROWN ARCHITECTURE PTY. LTD. COPYING OF THIS DRAWING
OR PART WITHOUT WRITTEN PERMISSION INFRINGES COPYRIGHT.



1 BOATSHED & JETTY SECTION A 1:200



2 BOATSHED & JETTY SECTION B 1:200



3 BOATSHED & JETTY SECTION C 1:200

Rev.	Name	Notes.	Date	Reviewed
C	Development Application	DA	29/11/2017	
D	DA Boatshed & Jetty - adjusted RLs above EPL	DA Submission - RLs adjusted above EPL	11/04/2018	
E	DA deferred conditions	DA deferred conditions Deferred Conditions	20/06/2019	

LEGEND

MR	CORRUGATED METAL ROOF	
D	DOOR	
W	WINDOW	
LW	LOUVRE WINDOW	
TB	TIMBER BOARDS	
FC	FIBRE CEMENT	
		TREE REMOVED
		EXISTING TREE

BUILDERS/ CONTRACTORS ARE TO VERIFY ALL DIMENSIONS PRIOR TO COMMENCEMENT OF SITE WORK OR OFF-SITE FABRICATION. ALL SHOP DRAWINGS ARE TO BE SUBMITTED TO THE PROJECT MANAGER, AND MANUFACTURE SHALL NOT COMMENCE UNTIL RETURN OF UNAMENDED SHOP DRAWINGS. FIGURED DIMENSIONS ARE TO BE READ IN PREFERENCE TO SCALED.

Land Surveyor	Hydrographic Surveyor	Planner
CMS SURVEYORS PO Box 463 Dee Why NSW 2099 P: 02 9971 4802	ADAM CLERKE 38 KEVIN AVENUE AVALON NSW 2107 P: 02 9918 4111	DENIS FISH PLANNING SERVICES 15 EDWARD AVENUE POTTSVILLE NSW 2489 P: 02 6676 2841 F: 02 9918 5788

Flora and Fauna Consultant	Arborist
KURTIS LINDSAY NARLA ENVIRONMENTAL PO BOX 406 MONA VALE NSW 1660 P: 02 99861295	KYLE HILL GROWING MY WAY TREE SERVICES PO BOX 35 NEWPORT BEACH NSW 2106 P: 02 9997 4101 F: 02 9940 0217

Architects

Level 1 63 William Street East Sydney NSW 2010 Tel: 61 2 9360 7977 Fax: 61 2 9360 2123 Email: cba@caseybrown.com.au
--

Project

Bona Crescent
24 Bona Crescent, Morning Bay

Drawing Title

SECTIONS - BOAT SHED AND JETTY

Drawing No. SD6.4	Revision No. E
Plot Date 20/06/2019	Project No. C9216
Scale 1:200 @ A3	
Reviewed	Approved

© COPYRIGHT: Casey Brown Architecture Pty. Ltd. 2017
INFORMATION CONTAINED ON THIS DRAWING IS THE COPYRIGHT OF
CASEY BROWN ARCHITECTURE PTY. LTD. COPYING OF THIS DRAWING
OR PART WITHOUT WRITTEN PERMISSION INFRINGES COPYRIGHT.