

BASIX[®]Certificate

Building Sustainability Index www.basix.nsw.gov.au

Single Dwelling

Certificate number: 993144S_02

This certificate confirms that the proposed development will meet the NSW government's requirements for sustainability, if it is built in accordance with the commitments set out below. Terms used in this certificate, or in the commitments, have the meaning given by the document entitled "BASIX Definitions" dated 06/10/2017 published by the Department. This document is available at www.basix.nsw.gov.au

Secretary
Date of issue: Tuesday, 02 April 2019
To be valid, this certificate must be lodged within 3 months of the date of issue.



Project summary		
Project name	Mayer - 72 Frenchs Forest Road_02	
Street address	Frenchs Forest Road Seaforth 2092	
Local Government Area	Northern Beaches Council	
Plan type and plan number	deposited 235073	
Lot no.	287	
Section no.	-	
Project type	separate dwelling house	
No. of bedrooms	4	
Project score		
Water	41	Target 40
Thermal Comfort	Pass	Target Pass
Energy	50	Target 50

Certificate Prepared by
Name / Company Name: Frys Energywise
ABN (if applicable): 61012522051

Description of project

Project address

Project name	Mayer - 72 Frenchs Forest Road_02
Street address	N/A Frenchs Forest Road Seaforth 2092
Local Government Area	Northern Beaches Council
Plan type and plan number	Deposited Plan 235073
Lot no.	287
Section no.	-

Project type

Project type	separate dwelling house
No. of bedrooms	4

Site details

Site area (m ²)	620
Roof area (m ²)	152
Conditioned floor area (m ²)	193.0
Unconditioned floor area (m ²)	13.0
Total area of garden and lawn (m ²)	350

Assessor details and thermal loads

Assessor number	BDAV/12/1441
Certificate number	0003583069
Climate zone	56
Area adjusted cooling load (MJ/m ² .year)	25
Area adjusted heating load (MJ/m ² .year)	35









Project score

Water	<input checked="" type="checkbox"/> 41	Target 40
Thermal Comfort	<input checked="" type="checkbox"/> Pass	Target Pass
Energy	<input checked="" type="checkbox"/> 50	Target 50
























Schedule of BASIX commitments

The commitments set out below regulate how the proposed development is to be carried out. It is a condition of any development consent granted, or complying development certificate issued, for the proposed development, that BASIX commitments be complied with.

Water Commitments	Show on DA plans	Show on CC/CDC plans & specs	Certifier check
Fixtures			
The applicant must install showerheads with a minimum rating of 3 star (> 7.5 but <= 9 L/min) in all showers in the development.			
The applicant must install a toilet flushing system with a minimum rating of 4 star in each toilet in the development.			
The applicant must install taps with a minimum rating of 4 star in the kitchen in the development.			
The applicant must install basin taps with a minimum rating of 4 star in each bathroom in the development.			
Alternative water			
Rainwater tank			
The applicant must install a rainwater tank of at least 3000 litres on the site. This rainwater tank must meet, and be installed in accordance with, the requirements of all applicable regulatory authorities.			
The applicant must configure the rainwater tank to collect rain runoff from at least 152 square metres of the roof area of the development (excluding the area of the roof which drains to any stormwater tank or private dam).			
The applicant must connect the rainwater tank to: <ul style="list-style-type: none"> all toilets in the development the cold water tap that supplies each clothes washer in the development at least one outdoor tap in the development (Note: NSW Health does not recommend that rainwater be used for human consumption in areas with potable water supply.) 		 	

Thermal Comfort Commitments	Show on DA plans	Show on CC/CDC plans & specs	Certifier check
Simulation Method			
The applicant must attach the certificate referred to under "Assessor Details" on the front page of this BASIX certificate (the "Assessor Certificate") to the development application and construction certificate application for the proposed development (or, if the applicant is applying for a complying development certificate for the proposed development, to that application). The applicant must also attach the Assessor Certificate to the application for an occupation certificate for the proposed development.			
The Assessor Certificate must have been issued by an Accredited Assessor in accordance with the Thermal Comfort Protocol.			
The details of the proposed development on the Assessor Certificate must be consistent with the details shown in this BASIX certificate, including the Cooling and Heating loads shown on the front page of this certificate.			
The applicant must show on the plans accompanying the development application for the proposed development, all matters which the Assessor Certificate requires to be shown on those plans. Those plans must bear a stamp of endorsement from the Accredited Assessor to certify that this is the case. The applicant must show on the plans accompanying the application for a construction certificate (or complying development certificate, if applicable), all thermal performance specifications set out in the Assessor Certificate, and all aspects of the proposed development which were used to calculate those specifications.			
The applicant must construct the development in accordance with all thermal performance specifications set out in the Assessor Certificate, and in accordance with those aspects of the development application or application for a complying development certificate which were used to calculate those specifications.			
The applicant must construct the floors and walls of the dwelling in accordance with the specifications listed in the table below.			


Floor and wall construction	Area
floor - concrete slab on ground	All or part of floor area square metres
floor - suspended floor above garage	All or part of floor area


Energy Commitments	Show on DA plans	Show on CC/CDC plans & specs	Certifier check
Hot water			
The applicant must install the following hot water system in the development, or a system with a higher energy rating: gas instantaneous with a performance of 6 stars.			
Cooling system			
The applicant must install the following cooling system, or a system with a higher energy rating, in at least 1 living area: 3-phase airconditioning; Energy rating: EER 3.0 - 3.5			
The applicant must install the following cooling system, or a system with a higher energy rating, in at least 1 bedroom: 3-phase airconditioning; Energy rating: EER 3.0 - 3.5			
The cooling system must provide for day/night zoning between living areas and bedrooms.			
Heating system			
The applicant must install the following heating system, or a system with a higher energy rating, in at least 1 living area: 3-phase airconditioning; Energy rating: EER 3.0 - 3.5			
The applicant must install the following heating system, or a system with a higher energy rating, in at least 1 bedroom: 3-phase airconditioning; Energy rating: EER 3.0 - 3.5			
The heating system must provide for day/night zoning between living areas and bedrooms.			
Ventilation			
<p>The applicant must install the following exhaust systems in the development:</p> <p>At least 1 Bathroom: individual fan, ducted to façade or roof; Operation control: manual switch on/off</p> <p>Kitchen: individual fan, not ducted; Operation control: manual switch on/off</p> <p>Laundry: natural ventilation only, or no laundry; Operation control: n/a</p>		  	  
Artificial lighting			
<p>The applicant must ensure that the "primary type of artificial lighting" is fluorescent or light emitting diode (LED) lighting in each of the following rooms, and where the word "dedicated" appears, the fittings for those lights must only be capable of accepting fluorescent or light emitting diode (LED) lamps:</p> <ul style="list-style-type: none"> at least 4 of the bedrooms / study; 			


Energy Commitments	Show on DA plans	Show on CC/CDC plans & specs	Certifier check
<ul style="list-style-type: none"> • at least 4 of the living / dining rooms; • the kitchen; • all bathrooms/toilets; • the laundry; • all hallways; 		<input checked="" type="checkbox"/> <input checked="" type="checkbox"/> <input checked="" type="checkbox"/> <input checked="" type="checkbox"/> <input checked="" type="checkbox"/>	<input checked="" type="checkbox"/> <input checked="" type="checkbox"/> <input checked="" type="checkbox"/> <input checked="" type="checkbox"/> <input checked="" type="checkbox"/>
Natural lighting			
The applicant must install a window and/or skylight in the kitchen of the dwelling for natural lighting.	<input checked="" type="checkbox"/>	<input checked="" type="checkbox"/>	<input checked="" type="checkbox"/>
The applicant must install a window and/or skylight in 2 bathroom(s)/toilet(s) in the development for natural lighting.	<input checked="" type="checkbox"/>	<input checked="" type="checkbox"/>	<input checked="" type="checkbox"/>
Other			
The applicant must install a gas cooktop & electric oven in the kitchen of the dwelling.		<input checked="" type="checkbox"/>	
The applicant must install a fixed outdoor clothes drying line as part of the development.		<input checked="" type="checkbox"/>	

Legend

In these commitments, "applicant" means the person carrying out the development.

Commitments identified with a  in the "Show on DA plans" column must be shown on the plans accompanying the development application for the proposed development (if a development application is to be lodged for the proposed development).

Commitments identified with a  in the "Show on CC/CDC plans and specs" column must be shown in the plans and specifications accompanying the application for a construction certificate / complying development certificate for the proposed development.

Commitments identified with a  in the "Certifier check" column must be certified by a certifying authority as having been fulfilled, before a final occupation certificate (either interim or final) for the development may be issued.