

0m
5 m

200m
m

400m
m

600m
m

DA

LOT 806 - 70 WILLANDRA ROAD
BEACON HILL

Sheet List

Sheet Number Sheet Name

000	COVER SHEET
001	SITE PLAN (BASEMENT LEVEL)
002	SITE PLAN (GROUND LEVEL)
003	SITE PLAN (FIRST FLOOR LEVEL)
004	SITE PLAN (ROOF LEVEL)
005	SITE ANALYSIS
006	SHADOW DIAGRAMS@ 21 JUNE
101	BASEMENT PLAN
102	GROUND FLOOR PLAN
103	FIRST FLOOR PLAN
104	ROOF PLAN
201	ELEVATIONS
202	ELEVATIONS
301	SECTIONS
302	SECTIONS
401	HEIGHT LIMIT 8.5m

200m
m

400m
m

GFA	BASEMENT	GROUND FLOOR	FIRST FLOOR	TOTAL
BLDG D	49.735	538.140	538.140	1126.015

BLDG A1	602.49
HOUSE FOR OLDER PEOPLE	4286.310
PARKING IN EXCESS OF REQUIREMENTS	130.900

C CENTRE	801.000
----------	---------

HOUSE	EXISTING	641.200	641.200
-------	----------	---------	---------

TOTAL	7587.915
-------	----------

SITE AREA	26250.000
FSR	0.289

LANDSCAPE AREA	18443.240
	0.703

SOLAR ACCESS	2H	3H
BLDG A1	2 of 6	4 of 6
BLDG A2	4 of 4	4 of 4
BLDG B1	4 of 4	4 of 4
BLDG B2	4 of 4	4 of 4
BLDG B3	4 of 4	4 of 4
BLDG B4	4 of 4	4 of 4
BLDG C1	3 of 4	2 of 4
BLDG C2	3 of 4	2 of 4
BLDG D	1 of 10	9 of 10

C CENTRE	N/A	N/A
----------	-----	-----

HOUSE	1 of 1	1 of 1
-------	--------	--------

SITE TOTAL	30/45	38/45
------------	-------	-------

% TOTAL	66.66%	84.44%
---------	--------	--------

CROSS VENTILATION	TOTAL
BLDG A1	6 of 6
BLDG A2	4 of 4
BLDG B1	4 of 4
BLDG B2	4 of 4
BLDG B3	4 of 4
BLDG B4	4 of 4
BLDG C1	4 of 4
BLDG C2	4 of 4

C CENTRE	N/A
----------	-----

HOUSE	1 of 1
-------	--------

SITE TOTAL	35/35
------------	-------

% TOTAL	100.00%
---------	---------

PROPOSED BLDG D

DA
8 Lady Penrhyn Dr, Beacon Hill NSW



Vigor Master Pty Ltd

Suite 201A, 24 Thomas St,
Chatswood NSW 2067
Tel. 02 9411 3998
Fax. 02 9413 3983
Email. info@vigormaster.com.au

Drawn by: RT
Checked by: MW

Title: COVER SHEET

Job Number: DA8LPD

Date: 25.03.2021 Drawing Number: 000

Scale @ A1:
Scale @ A3:
Rev:

Figured dimensions must be taken in preference to scaled dimensions. All site dimensions and levels are to be verified on site prior to any work being commenced. Any discrepancies should be reported to the designer immediately. All workmanship and materials whether specified or implied must comply with all current and relevant building codes. These drawings must be read in conjunction with the Specification. It should be noted that these documents have been prepared to comply with the building regulations applicable at the time of preparation. It should be noted that the Building Code of Australia is continually upgraded and amended. Responsibility will only be accepted for compliance with the Building Code of Australia and its referenced standards applicable at the time of document preparation.
No work can commence on this project until full Development Approval under the Development Act 1993 has been obtained, and mandatory notification given to council.
Builder and client to verify survey pegs on boundaries prior to any building work commencing.
Builder must confirm on-site documents are the current set, by granting both Architectural and Engineering offices prior to work commencing.
Copyright ©
These drawings are Copyright © and remain the exclusive property of The Vigor Master Pty Ltd. All parts reserved. Reproduction of the whole or part of these drawings without written permission is prohibited.

0m
5m

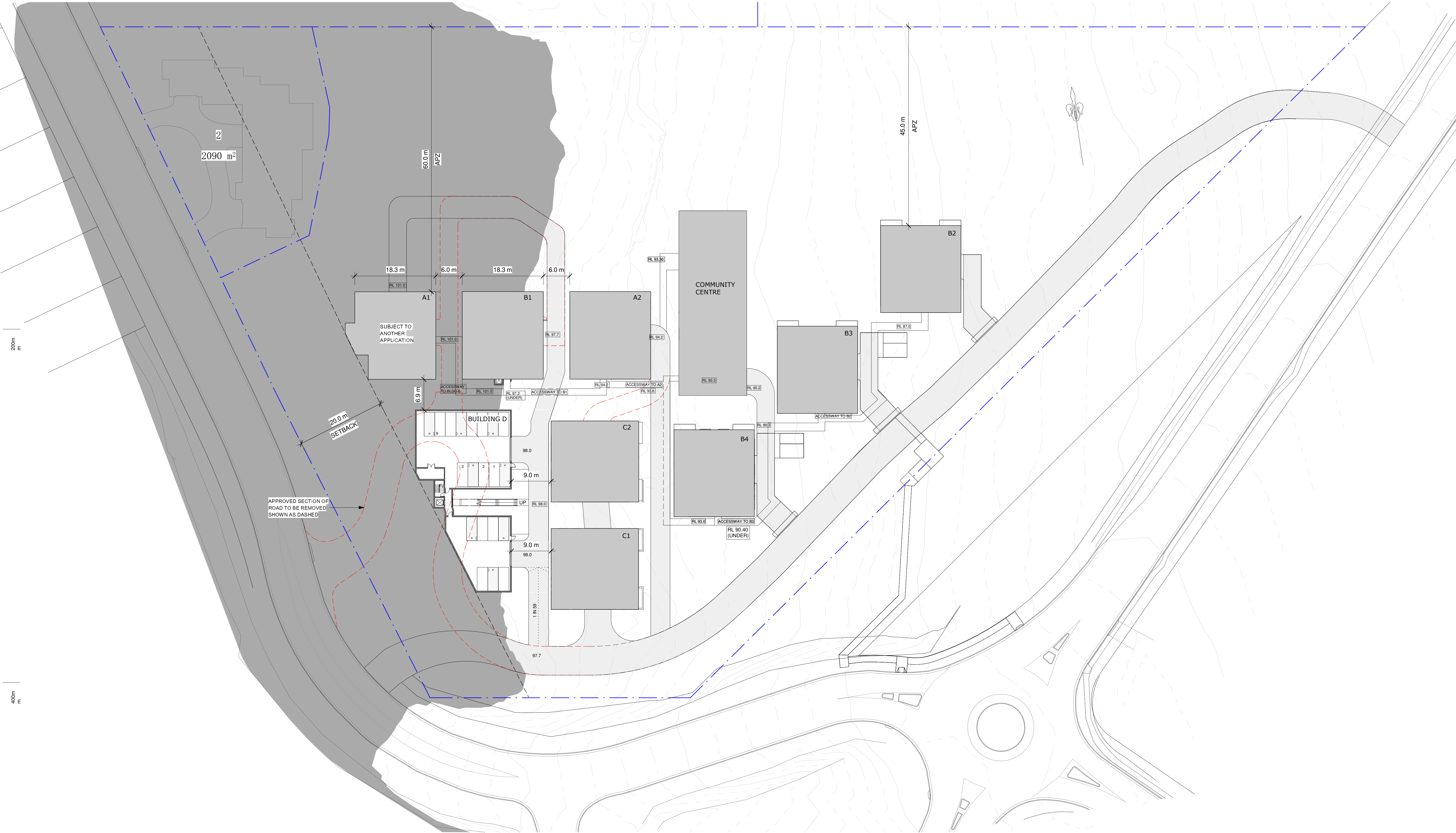
200m
m

400m
m

600m
m

200m
m

400m
m



Figured dimensions must be taken in preference to scaled dimensions. All site dimensions and levels are to be verified on site prior to any work being commenced. Any discrepancies should be reported to the designer immediately. All workmanship and materials whether specified or implied must comply with all current and relevant building codes. These drawings must be read in conjunction with the Specification. It should be noted that these documents have been prepared to comply with the building regulations applicable at the time of preparation. It should be noted that the Building Code of Australia is continually upgraded and amended. Responsibility will only be accepted for compliance with the Building Code of Australia and its referenced standards applicable at the time of document preparation.

No work can commence on this project until full Development Approval under the Development Act 1993 has been obtained, and mandatory notification given to council. Builder and client to verify survey pegs on boundaries prior to any building work commencing. Builder must confirm on-site documents are the current set, by granting both Architectural and Engineering offices prior to work commencing.

Copyright ©
These drawings are Copyright © and remain the exclusive property of The Vigor Master Pty Ltd. All parts reserved. Reproduction of the whole or part of these drawings without written permission is prohibited.

Date	Rev	Amendment
------	-----	-----------

PROPOSED BLDG D

DA
8 Lady Penrhyn Dr, Beacon Hill NSW



Vigor Master Pty Ltd

Suite 201A, 24 Thomas St,
Chatswood NSW 2067

Tel. 02 9411 3998
Fax. 02 9413 3983
Email. info@vigormaster.com.au

Drawn by: RT
Checked by: MW

Title: SITE PLAN (BASEMENT LEVEL)

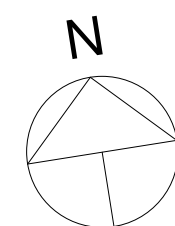
Job Number: DA8LPD

Date: 25.03.2021

Drawing Number: 001

Scale @ A1: 1 : 400
Scale @ A3: 1 : 800

Rev:



0m
5m

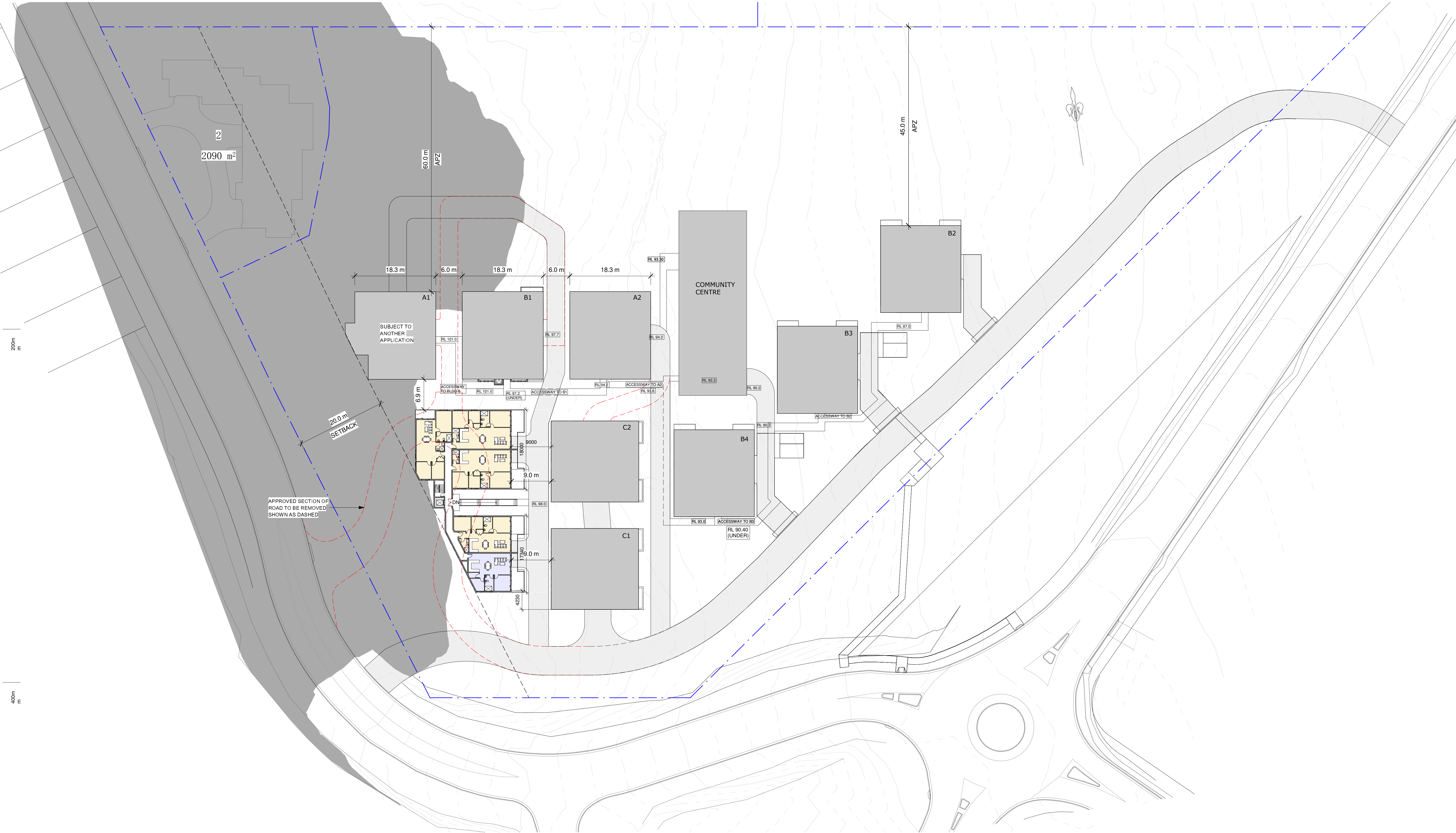
200m
m

400m
m

600m
m

200m
m

400m
m



Figured dimensions must be taken in preference to scaled dimensions. All site dimensions and levels are to be verified on site prior to any work being commenced. Any discrepancies should be reported to the designer immediately. All workmanship and materials whether specified or implied must comply with all current and relevant building codes. These drawings must be read in conjunction with the Specification. It should be noted that these documents have been prepared to comply with the building regulations applicable at the time of preparation. It should be noted that the Building Code of Australia is continually upgraded and amended. Responsibility will only be accepted for compliance with the Building Code of Australia and its referenced standards applicable at the time of document preparation.

No work can commence on this project until full Development Approval under the Development Act 1993 has been obtained, and mandatory notification given to council.

Builder and client to verify survey pegs on boundaries prior to any building work commencing.

Builder must confirm on-site documents are the current set, by granting both Architectural and Engineering offices prior to work commencing.

Copyright ©

These drawings are Copyright © and remain the exclusive property of The Vigor Master Pty Ltd. All parts reserved. Reproduction of the whole or part of these drawings without written permission is prohibited.

Date	Rev	Amendment
------	-----	-----------

PROPOSED BLDG D

DA
8 Lady Penrhyn Dr, Beacon Hill NSW



Vigor Master Pty Ltd

Suite 201A, 24 Thomas St,
Chatswood NSW 2067

Tel. 02 9411 3998
Fax. 02 9413 3983
Email. info@vigmaster.com.au

Drawn by: RT
Checked by: MW

Title: SITE PLAN (GROUND LEVEL)

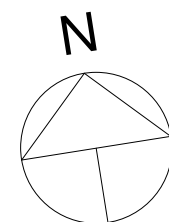
Job Number: DA8LPD

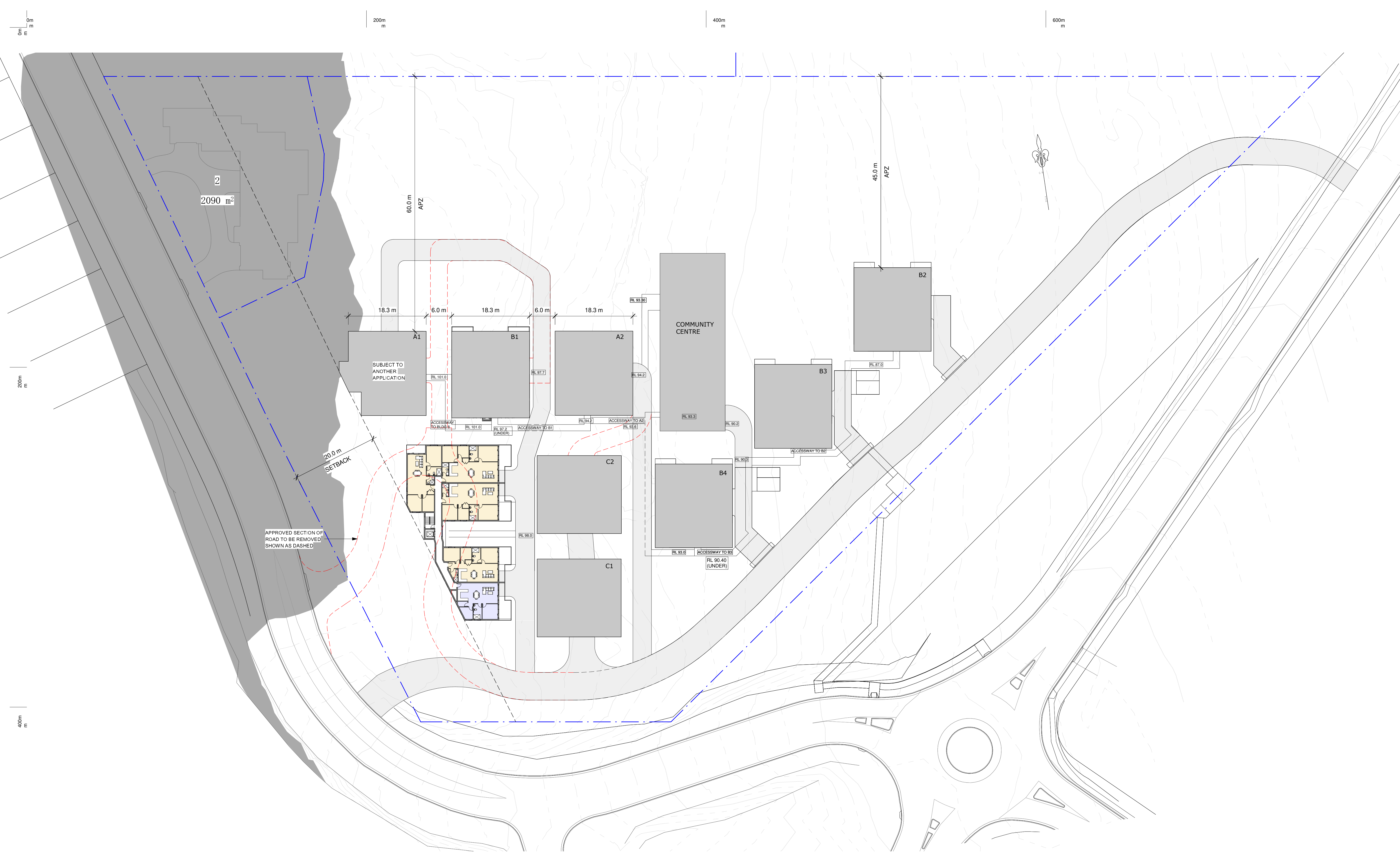
Date: 25.03.2021

Drawing Number: 002

Scale @ A1: 1 : 400
Scale @ A3: 1 : 800

Rev:





Figured dimensions must be taken in preference to scaled dimensions. All site dimensions and levels are to be verified on site prior to any work being commenced. Any discrepancies should be reported to the designer immediately. All workmanship and materials whether specified or implied must comply with all current and relevant building codes. These drawings must be read in conjunction with the Specification. It should be noted that these documents have been prepared to comply with the building regulations applicable at the time of preparation. It should be noted that the Building Code of Australia is continually upgraded and amended. Responsibility will only be accepted for compliance with the Building Code of Australia and its referenced standards applicable at the time of document preparation.

No work can commence on this project until full Development Approval under the Development Act 1993 has been obtained, and mandatory notification given to council. Builder and client to verify survey pegs on boundaries prior to any building work commencing. Builder must confirm on-site documents are the current set, by granting both Architectural and Engineering offices prior to work commencing.

Copyright ©
These drawings are Copyright © and remain the exclusive property of The Vigor Master Pty Ltd. All parts reserved. Reproduction of the whole or part of these drawings without written permission is prohibited.

Date	Rev	Amendment

PROPOSED BLDG D

DA
8 Lady Penrhyn Dr, Beacon Hill NSW



Vigor Master Pty Ltd

Suite 201A, 24 Thomas St,
Chatswood NSW 2067

Tel. 02 9411 3998
Fax. 02 9413 3983
Email. info@vigormaster.com.au

Drawn by: RT
Checked by: MW

Title: SITE PLAN (FIRST FLOOR LEVEL)

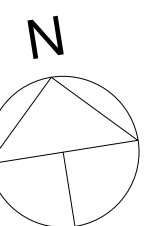
Job Number: DA8LPD

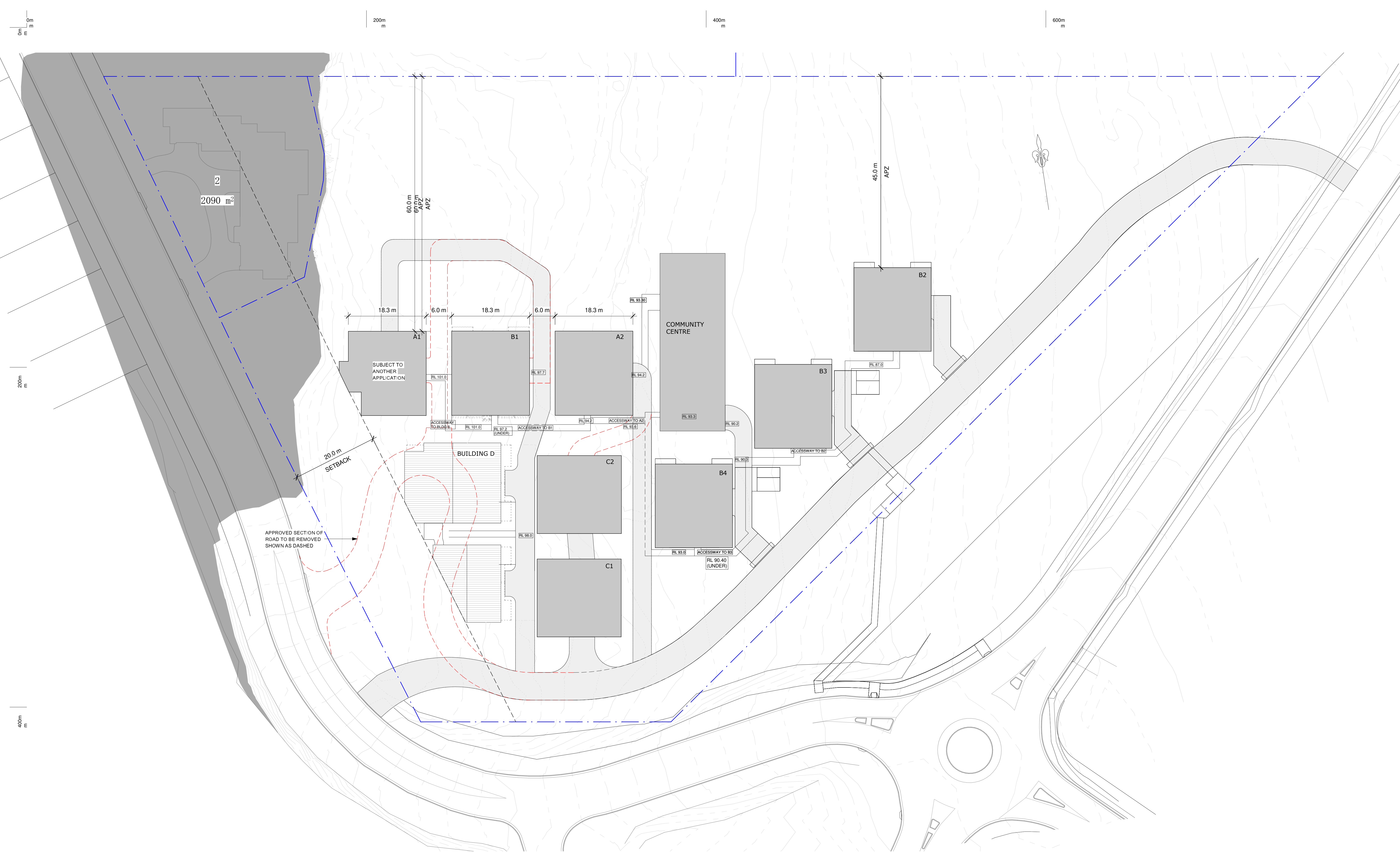
Date: 25.03.2021

Drawing Number: 003

Scale @ A1: 1 : 400
Scale @ A3: 1 : 800

Rev:





Figured dimensions must be taken in preference to scaled dimensions. All site dimensions and levels are to be verified on site prior to any work being commenced. Any discrepancies should be reported to the designer immediately. All workmanship and materials whether specified or implied must comply with all current and relevant building codes. These drawings must be read in conjunction with the Specification. It should be noted that these documents have been prepared to comply with the building regulations applicable at the time of preparation. It should be noted that the Building Code of Australia is continually upgraded and amended. Responsibility will only be accepted for compliance with the Building Code of Australia and its referenced standards applicable at the time of document preparation.

No work can commence on this project until full Development Approval under the Development Act 1993 has been obtained, and mandatory notification given to council.

Builder and client to verify survey pegs on boundaries prior to any building work commencing.

Builder must confirm on-site documents are the current set, by showing both Architectural and Engineering offices prior to work commencing.

Copyright ©

These drawings are Copyright © and remain the exclusive property of The Vigor Master Pty Ltd. All parts reserved. Reproduction of the whole or part of these drawings without written permission is prohibited.

Date	Rev	Amendment
------	-----	-----------

PROPOSED BLDG D

DA
8 Lady Penrhyn Dr, Beacon Hill NSW



Vigor Master Pty Ltd

Suite 201A, 24 Thomas St,
Chatswood NSW 2067

Tel. 02 9411 3998
Fax. 02 9413 3983
Email. info@vigormaster.com.au

Drawn by: RT
Checked by: MW

Title: SITE PLAN (ROOF LEVEL)

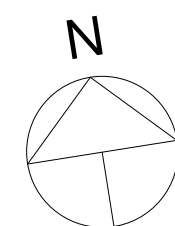
Job Number: DA8LPD

Date: 25.03.2021

Drawing Number: 004

Scale @ A1: 1 : 400
Scale @ A3: 1 : 800

Rev:



0m
5m

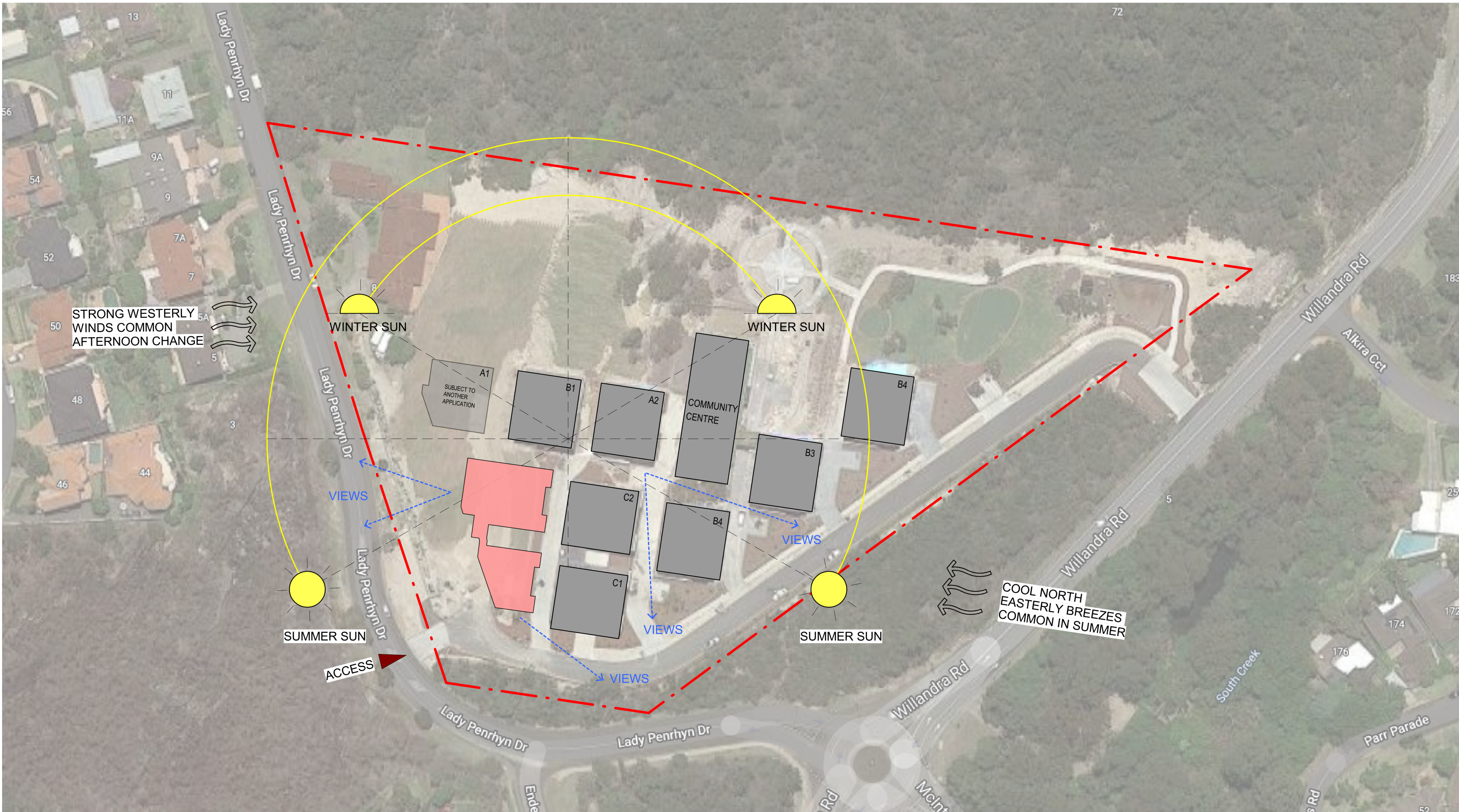
200m
m

400m
m

600m
m

200m
m

400m
m



Figured dimensions must be taken in preference to scaled dimensions. All site dimensions and levels are to be verified on site prior to any work being commenced. Any discrepancies should be reported to the designer immediately. All workmanship and materials whether specified or implied must comply with all current and relevant building codes. These drawings must be read in conjunction with the Specification. It should be noted that these documents have been prepared to comply with the building regulations applicable at the time of preparation. It should be noted that the Building Code of Australia is continually upgraded and amended. Responsibility will only be accepted for compliance with the Building Code of Australia and its referenced standards applicable at the time of document preparation.

No work can commence on this project until full Development Approval under the Development Act 1993 has been obtained, and mandatory notification given to council.

Builder and client to verify survey pegs on boundaries prior to any building work commencing.

Builder must confirm on-site documents are the current set, by granting both Architectural and Engineering offices prior to work commencing.

Copyright ©

These drawings are Copyright © and remain the exclusive property of The Vigor Master Pty Ltd. All parts reserved. Reproduction of the whole or part of these drawings without written permission is prohibited.

Date	Rev	Amendment

PROPOSED BLDG D

DA
8 Lady Penrhyn Dr, Beacon Hill NSW



Vigor Master Pty Ltd

Suite 201A, 24 Thomas St,
Chatswood NSW 2067

Tel. 02 9411 3998
Fax. 02 9413 3983
Email. info@vigormaster.com.au

Drawn by: RT
Checked by: MW

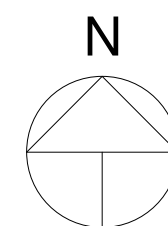
Title: SITE ANALYSIS

Job Number: DA8LPD

Date: 25.03.2021 Drawing Number: 005

Scale @ A1:
Scale @ A3:

Rev:



0m
5m
E

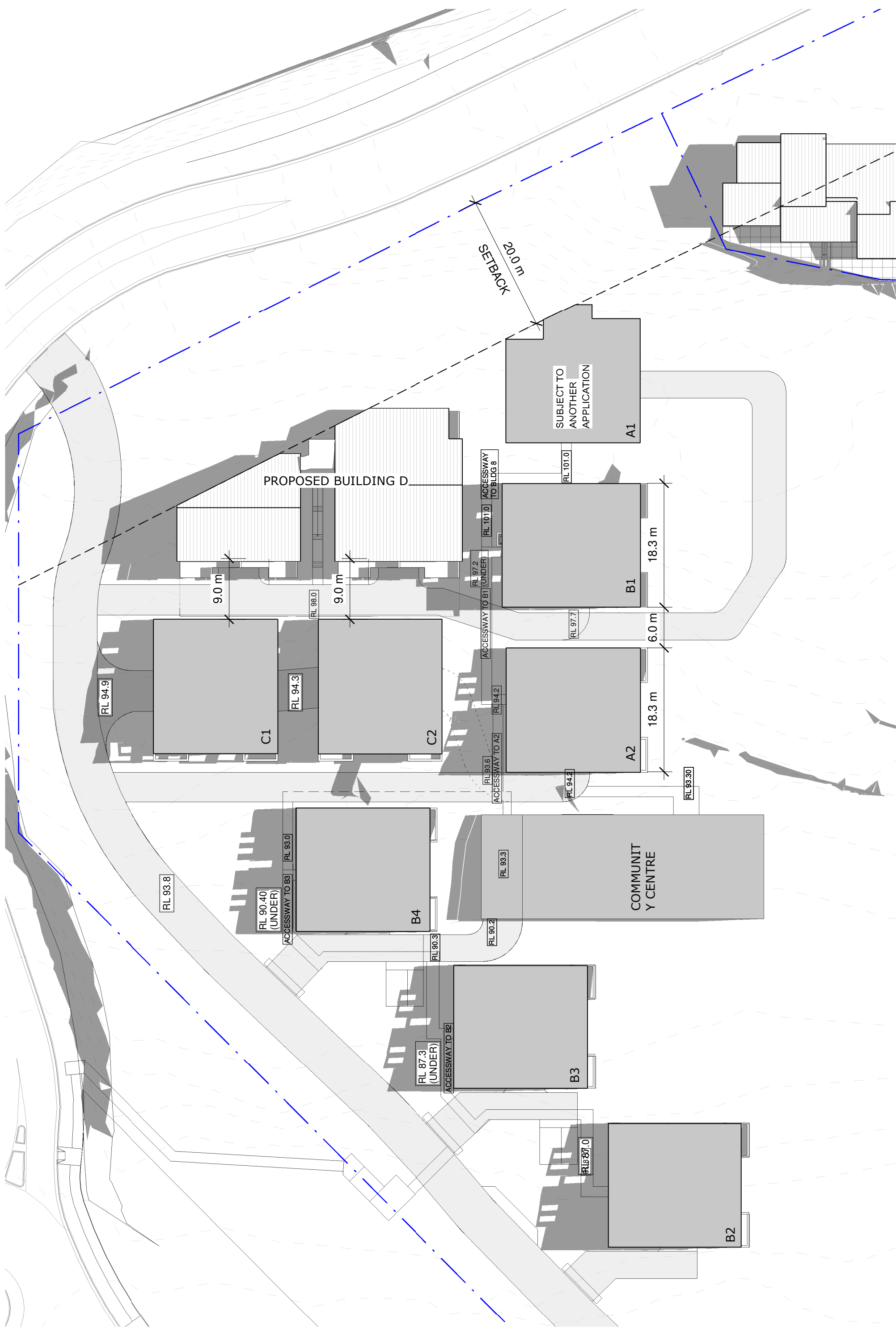
200m
m

400m
m

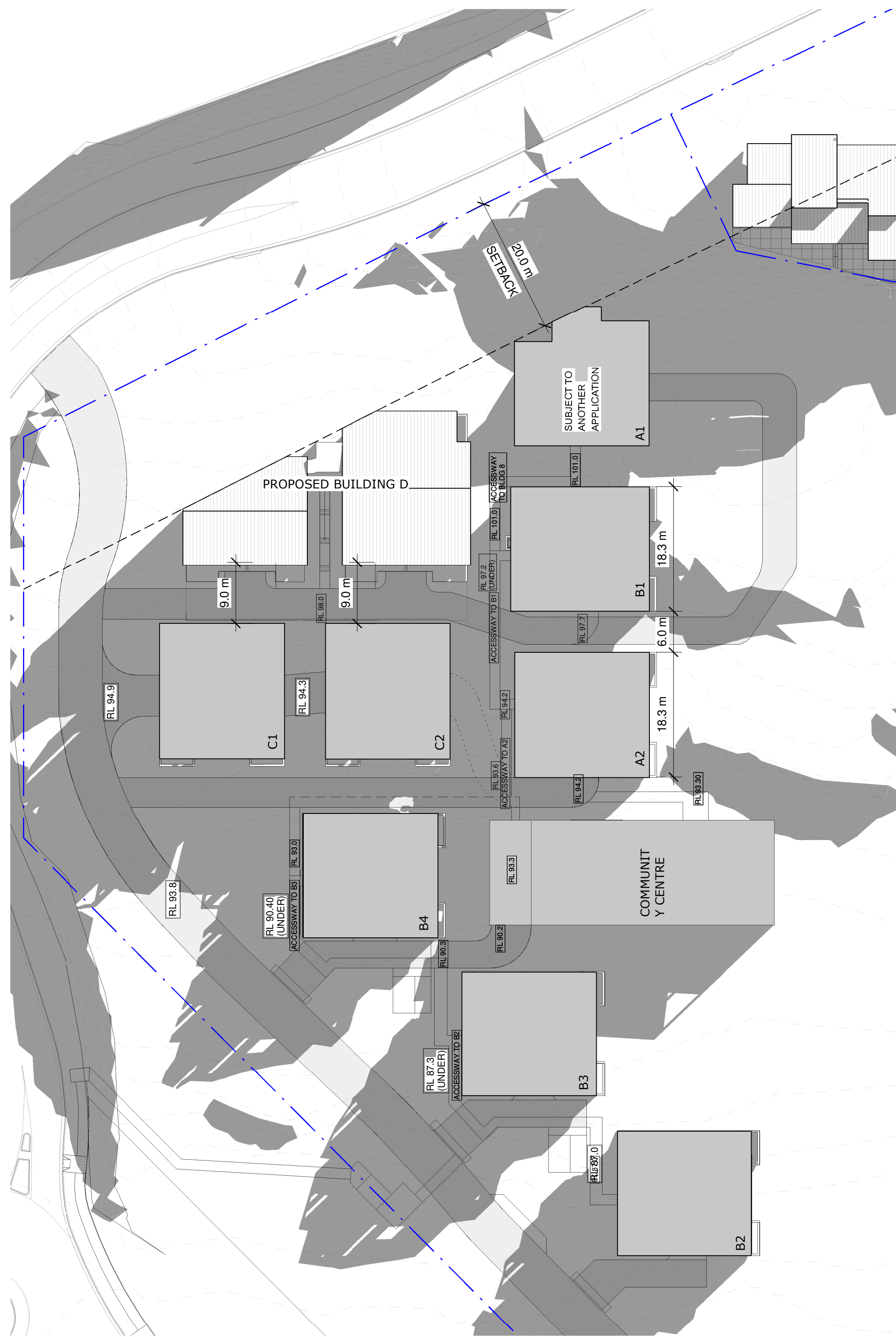
600m
m



1 SHADOW- 9AM



2 SHADOW- 12PM



3 SHADOW- 3PM

Figured dimensions must be taken in preference to scaled dimensions. All site dimensions and levels are to be verified on site prior to any work being commenced. Any discrepancies should be reported to the designer immediately. All workmanship and materials whether specified or implied must comply with all current and relevant building codes. These drawings must be read in conjunction with the Specification. It should be noted that these documents have been prepared to comply with the building regulations applicable at the time of preparation. It should be noted that the Building Code of Australia is continually upgraded and amended. Responsibility will only be accepted for compliance with the Building Code of Australia and its referenced standards applicable at the time of document preparation.

No work can commence on this project until full Development Approval under the Development Act 1993 has been obtained, and mandatory notification given to council.

Builder and client to verify survey pegs on boundaries prior to any building work commencing.

Builder must confirm on-site documents are the current set, by phoning both Architectural and Engineering offices prior to work commencing.

Copyright ©

These drawings are Copyright © and remain the exclusive property of The Vigor Master Pty Ltd. All parts reserved. Reproduction of the whole or part of these drawings without written permission is prohibited.

Date	Rev	Amendment
------	-----	-----------

PROPOSED BLDG D

DA
8 Lady Penrhyn Dr, Beacon Hill NSW



Vigor Master Pty Ltd

Suite 201A, 24 Thomas St,
Chatswood NSW 2067

Tel. 02 9411 3998
Fax. 02 9413 3983
Email. info@vigmaster.com.au

Drawn by: RT

Checked by: MW

Title: SHADOW DIAGRAMS@ 21 JUNE

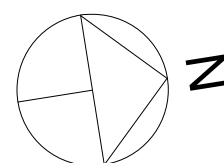
Job Number: DA8LPD

Date: 25.03.2021

Drawing Number: 006

Scale @ A1: 1 : 500
Scale @ A3: 1 : 1000

Rev:



0m
5m
E

200m
m

400m
m

600m
m

200m
m

400m
m

20000
SETBACK

PROPOSED BLDG D

DA
8 Lady Penrhyn Dr, Beacon Hill NSW



Vigor Master Pty Ltd

Suite 201A, 24 Thomas St,
Chatswood NSW 2067
Tel. 02 9411 3998
Fax. 02 9413 3983
Email. info@vigormaster.com.au

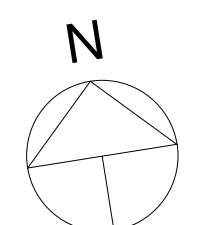
Drawn by: RT
Checked by: MW

Title: BASEMENT PLAN

Job Number: DA8LPD

Date: 25.03.2021 Drawing Number: 101

Scale @ A1: 1 : 100
Scale @ A3: 1 : 200
Rev:



Figured dimensions must be taken in preference to scaled dimensions. All site dimensions and levels are to be verified on site prior to any work being commenced. Any discrepancies should be reported to the designer immediately. All workmanship and materials whether specified or implied must comply with all current and relevant building codes. These drawings must be read in conjunction with the Specification. It should be noted that these documents have been prepared to comply with the building regulations applicable at the time of preparation. It should be noted that the Building Code of Australia is continually upgraded and amended. Responsibility will only be accepted for compliance with the Building Code of Australia and its referenced standards applicable at the time of document preparation.
No work can commence on this project until full Development Approval under the Development Act 1993 has been obtained, and mandatory notification given to council.
Builder and client to verify survey pegs on boundaries prior to any building work commencing.
Builder must confirm on-site documents are the current set, by showing both Architectural and Engineering offices prior to work commencing.
Copyright ©
These drawings are Copyright © and remain the exclusive property of The Vigor Master Pty Ltd. All parts reserved. Reproduction of the whole or part of these drawings without written permission is prohibited.

0m
5m

200m
m

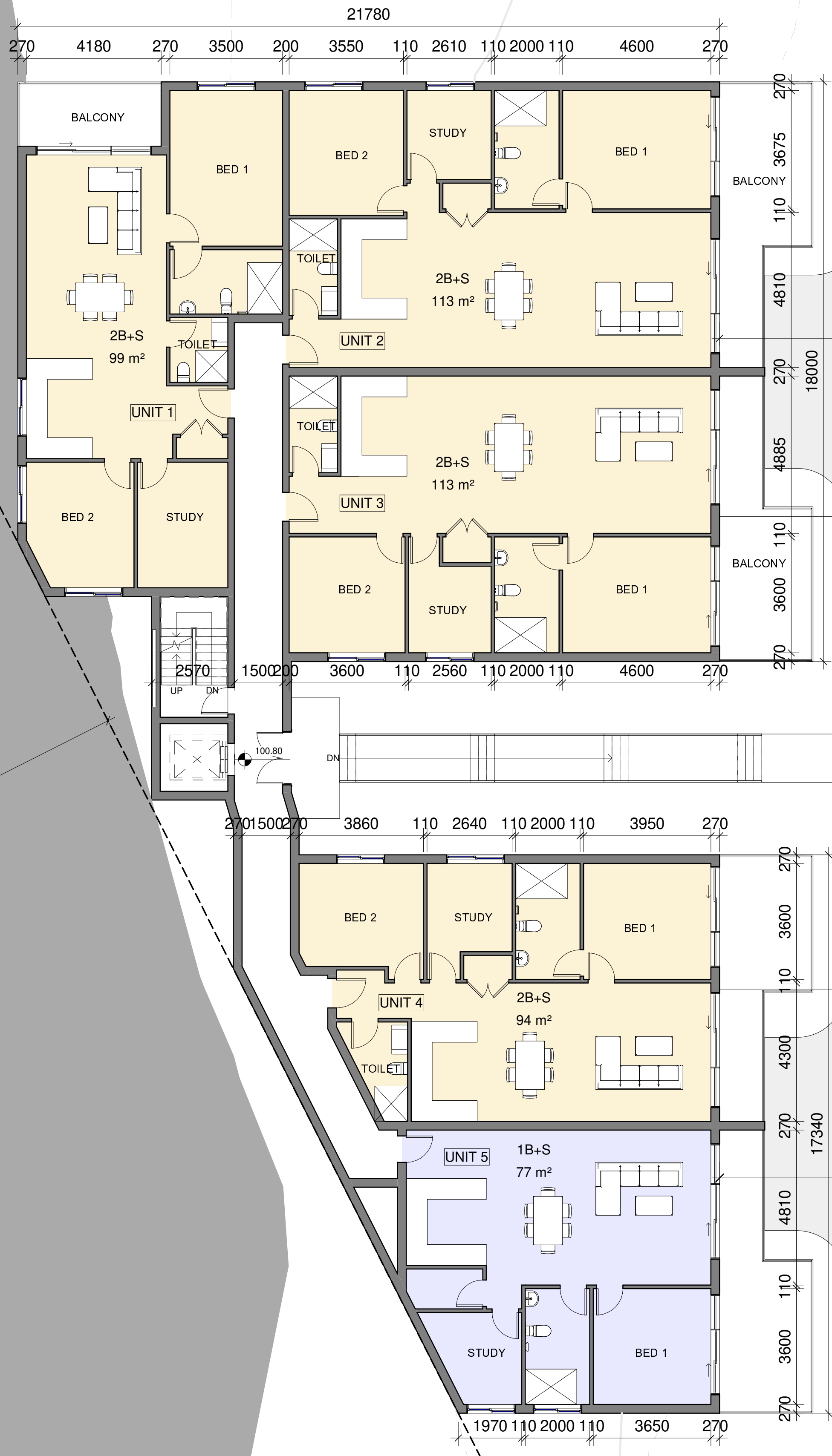
400m
m

600m
m

200m
m

400m
m

2000
SETBACK



Figured dimensions must be taken in preference to scaled dimensions. All site dimensions and levels are to be verified on site prior to any work being commenced. Any discrepancies should be reported to the designer immediately. All workmanship and materials whether specified or implied must comply with all current and relevant building codes. These drawings must be read in conjunction with the Specification. It should be noted that these documents have been prepared to comply with the building regulations applicable at the time of preparation. It should be noted that the Building Code of Australia is continually upgraded and amended. Responsibility will only be accepted for compliance with the Building Code of Australia and its referenced standards applicable at the time of document preparation.

No work can commence on this project until full Development Approval under the Development Act 1993 has been obtained, and mandatory notification given to council. Builder and client to verify survey pegs on boundaries prior to any building work commencing. Builder must confirm on-site documents are the current set, by showing both Architectural and Engineering offices prior to work commencing.

Copyright ©
These drawings are Copyright © and remain the exclusive property of The Vigor Master Pty Ltd. All parts reserved. Reproduction of the whole or part of these drawings without written permission is prohibited.

Date	Rev	Amendment

PROPOSED BLDG D

DA
8 Lady Penrhyn Dr, Beacon Hill NSW



Vigor Master Pty Ltd

Suite 201A, 24 Thomas St,
Chatswood NSW 2067

Tel. 02 9411 3998
Fax. 02 9413 3983
Email. info@vigmaster.com.au

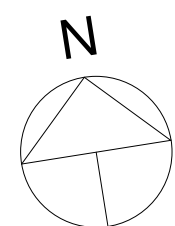
Drawn by: RT
Checked by: MW

Title: GROUND FLOOR PLAN

Job Number: DA8LPD

Date: 25.03.2021 Drawing Number: 102

Scale @ A1: 1 : 100
Scale @ A3: 1 : 200
Rev:



0m
5m

200m
m

400m
m

600m
m

200m
m

400m
m

2000
SETBACK

Figured dimensions must be taken in preference to scaled dimensions. All site dimensions and levels are to be verified on site prior to any work being commenced. Any discrepancies should be reported to the designer immediately. All workmanship and materials whether specified or implied must comply with all current and relevant building codes. These drawings must be read in conjunction with the Specification. It should be noted that these documents have been prepared to comply with the building regulations applicable at the time of preparation. It should be noted that the Building Code of Australia is continually upgraded and amended. Responsibility will only be accepted for compliance with the Building Code of Australia and its referenced standards applicable at the time of document preparation.

No work can commence on this project until full Development Approval under the Development Act 1993 has been obtained, and mandatory notification given to council.

Builder and client to verify survey pegs on boundaries prior to any building work commencing.

Builder must confirm on-site documents are the current set, by granting both Architectural and Engineering offices prior to work commencing.

Copyright ©

These drawings are Copyright © and remain the exclusive property of The Vigor Master Pty Ltd. All parts reserved. Reproduction of the whole or part of these drawings without written permission is prohibited.

Date Rev

Amendment

PROPOSED BLDG D

DA
8 Lady Penrhyn Dr, Beacon Hill NSW



Vigor Master Pty Ltd

Suite 201A, 24 Thomas St,
Chatswood NSW 2067

Tel. 02 9411 3998
Fax. 02 9413 3983
Email. info@vigormaster.com.au

Drawn by: RT
Checked by: MW

Title: FIRST FLOOR PLAN

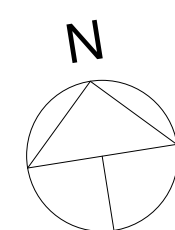
Job Number: DA8LPD

Date: 25.03.2021

Drawing Number: 103

Scale @ A1: 1 : 100
Scale @ A3:

Rev:



0m
5m

200m
m

400m
m

600m
m

200m
m

400m
m

C1

C1

20000
SETBACK

18000

9000

RL 98.5

17070

Figured dimensions must be taken in preference to scaled dimensions. All site dimensions and levels are to be verified on site prior to any work being commenced. Any discrepancies should be reported to the designer immediately. All workmanship and materials whether specified or implied must comply with all current and relevant building codes. These drawings must be read in conjunction with the Specification. It should be noted that these documents have been prepared to comply with the building regulations applicable at the time of preparation. It should be noted that the Building Code of Australia is continually upgraded and amended. Responsibility will only be accepted for compliance with the Building Code of Australia and its referenced standards applicable at the time of document preparation.

No work can commence on this project until full Development Approval under the Development Act 1993 has been obtained, and mandatory notification given to council. Builder and client to verify survey pegs on boundaries prior to any building work commencing. Builder must confirm on-site documents are the current set, by granting both Architectural and Engineering offices prior to work commencing.

Copyright ©
These drawings are Copyright © and remain the exclusive property of The Vigor Master Pty Ltd. All parts reserved. Reproduction of the whole or part of these drawings without written permission is prohibited.

Date	Rev	Amendment

PROPOSED BLDG D

DA
8 Lady Penrhyn Dr, Beacon Hill NSW



Vigor Master Pty Ltd

Suite 201A, 24 Thomas St,
Chatswood NSW 2067
Tel. 02 9411 3998
Fax. 02 9413 3983
Email. info@vigormaster.com.au

Drawn by: RT
Checked by: MW

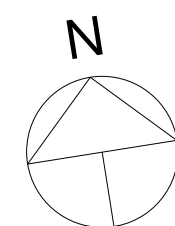
Title: ROOF PLAN

Job Number: DA8LPD

Date: 25.03.2021 Drawing Number: 104

Scale @ A1: 1 : 100
Scale @ A3:

Rev:

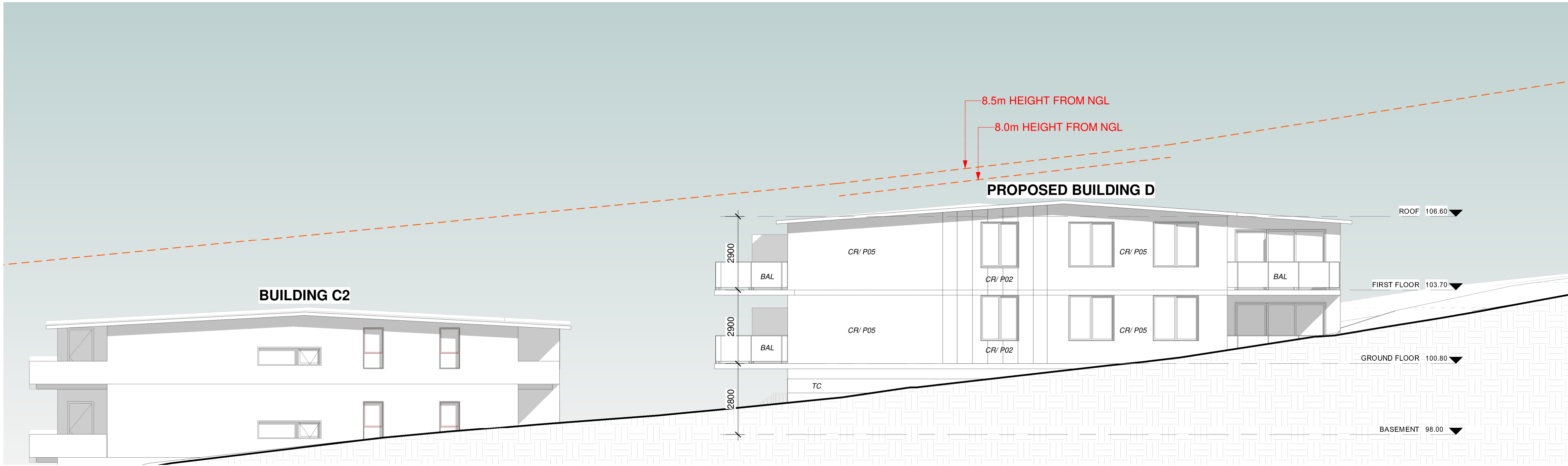


0m
5m

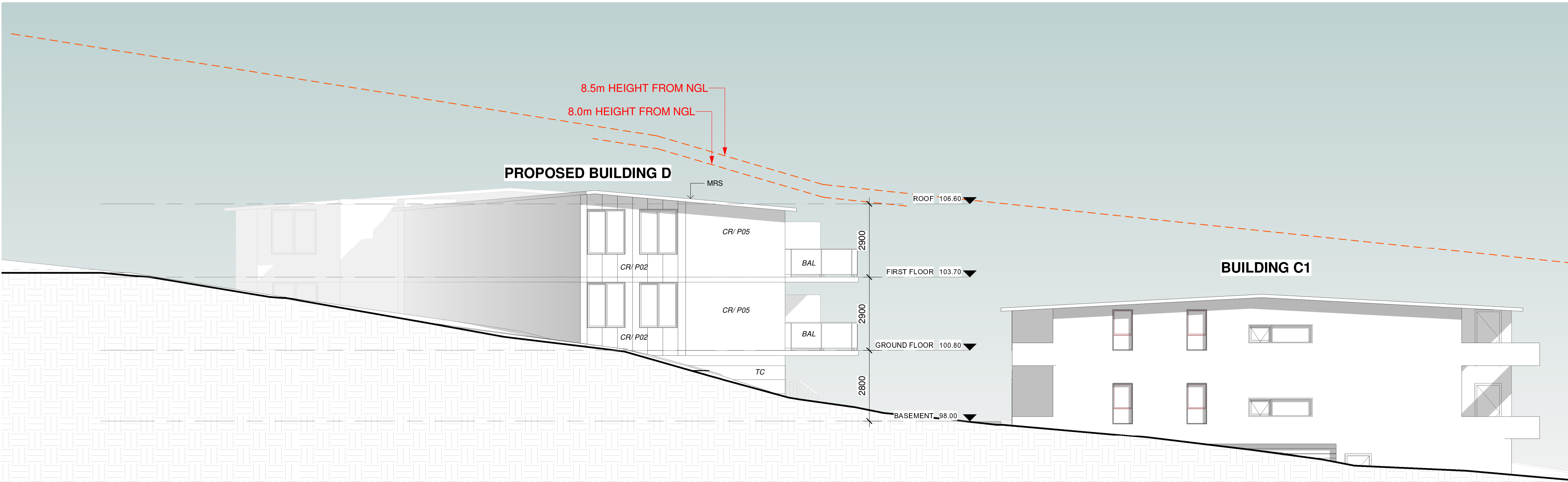
200m
m

400m
m

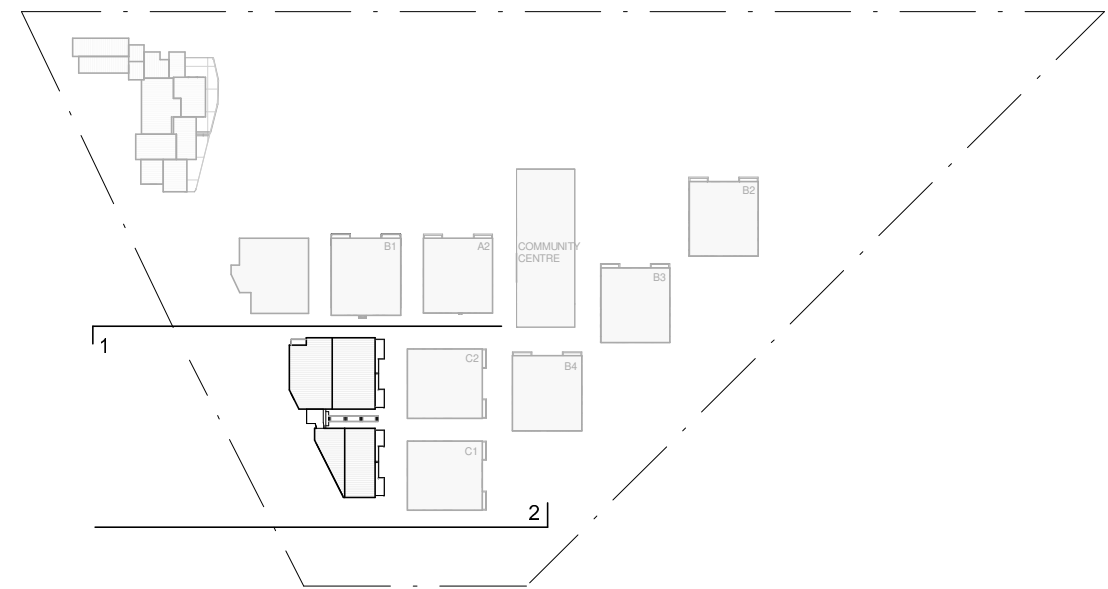
600m
m



1 SITE ELEVATION- NORTH



2 SITE ELEVATION- SOUTH



Figured dimensions must be taken in preference to scaled dimensions. All site dimensions and levels are to be verified on site prior to any work being commenced. Any discrepancies should be reported to the designer immediately. All workmanship and materials whether specified or implied must comply with all current and relevant building codes. These drawings must be read in conjunction with the Specification. It should be noted that these documents have been prepared to comply with the building regulations applicable at the time of preparation. It should be noted that the Building Code of Australia is continually upgraded and amended. Responsibility will only be accepted for compliance with the Building Code of Australia and its referenced standards applicable at the time of document preparation.

No work can commence on this project until full Development Approval under the Development Act 1993 has been obtained, and mandatory notification given to council.

Builder and client to verify survey pegs on boundaries prior to any building work commencing.

Builder must confirm on-site documents are the current set, by showing both Architectural and Engineering offices prior to work commencing.

Copyright ©

These drawings are Copyright © and remain the exclusive property of The Vigor Master Pty Ltd. All parts reserved. Reproduction of the whole or part of these drawings without written permission is prohibited.

Date	Rev	Amendment
------	-----	-----------

PROPOSED BLDG D

DA
8 Lady Penrhyn Dr, Beacon Hill NSW



Vigor Master Pty Ltd

Suite 201A, 24 Thomas St,
Chatswood NSW 2067

Tel. 02 9411 3998
Fax. 02 9413 3983
Email. info@vigormaster.com.au

Drawn by: RT

Checked by: MW

Title: ELEVATIONS

Job Number: DA8LPD

Date: 25.03.2021

Drawing Number: 201

Scale @ A1: 1 : 100

Scale @ A3: 1 : 200

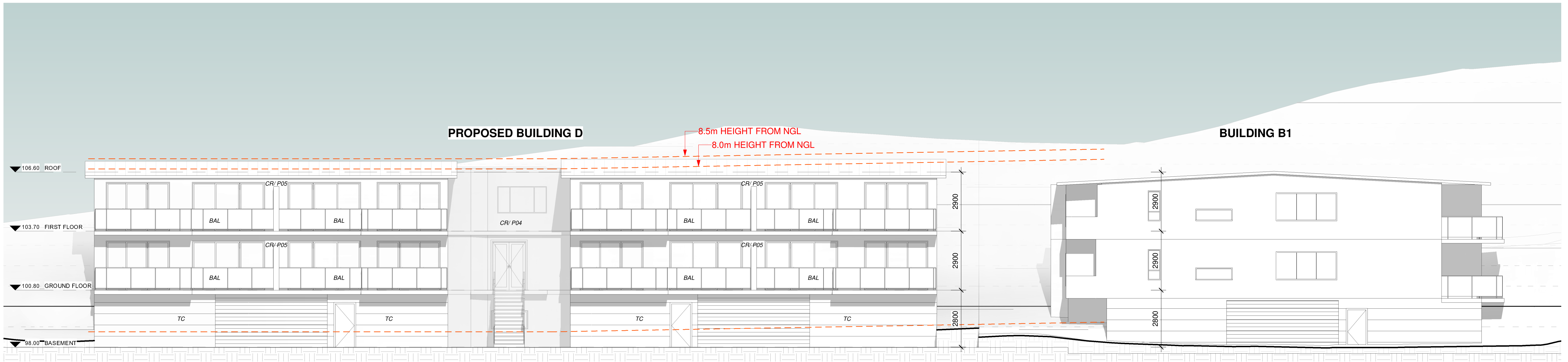
Rev:

0m
5m
E

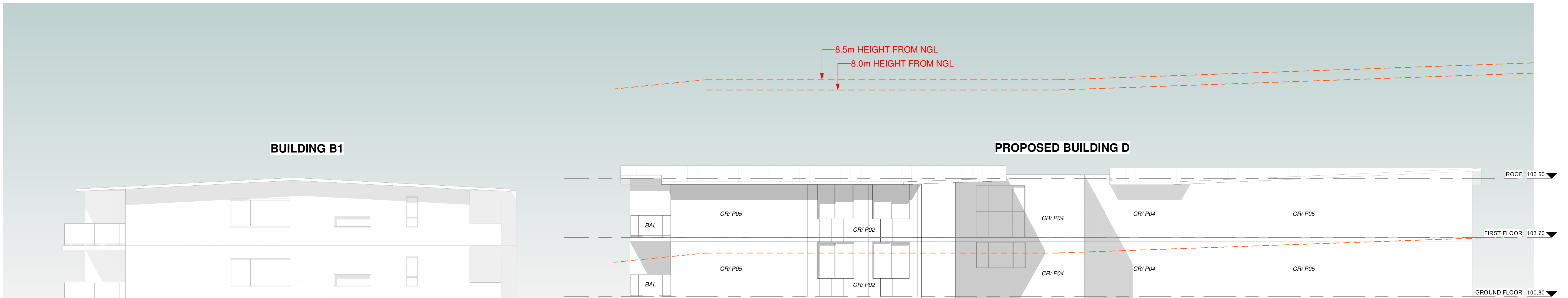
200m
m

400m
m

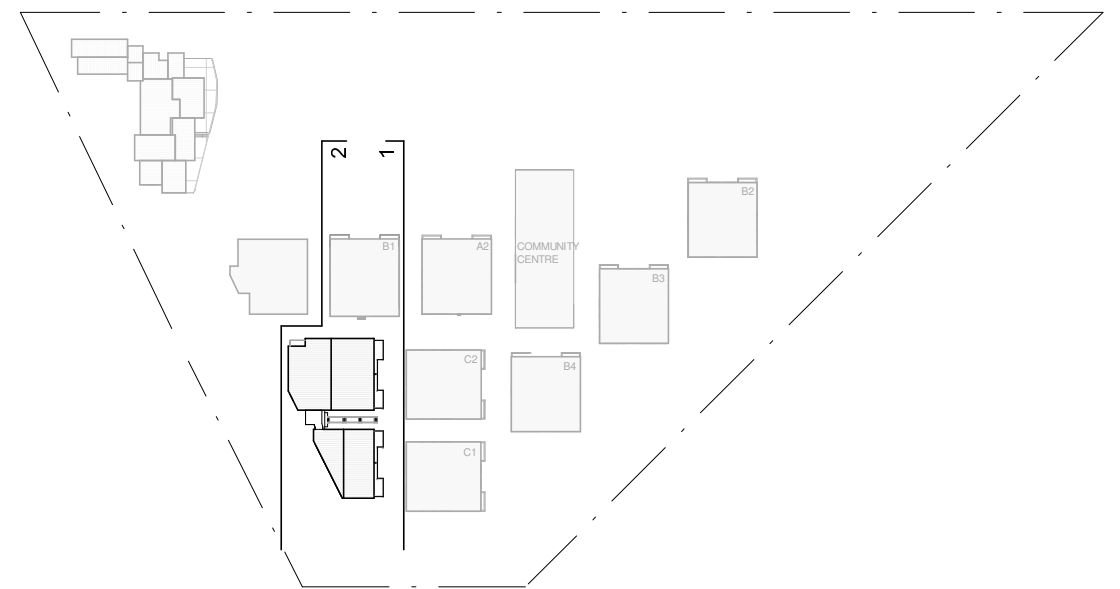
600m
m



1 SITE ELEVATION- EAST



2 SITE ELEVATION- WEST



Figured dimensions must be taken in preference to scaled dimensions. All site dimensions and levels are to be verified on site prior to any work being commenced. Any discrepancies should be reported to the designer immediately. All workmanship and materials whether specified or implied must comply with all current and relevant building codes. These drawings must be read in conjunction with the Specification. It should be noted that these documents have been prepared to comply with the building regulations applicable at the time of preparation. It should be noted that the Building Code of Australia is continually upgraded and amended. Responsibility will only be accepted for compliance with the Building Code of Australia and its referenced standards applicable at the time of document preparation.

No work can commence on this project until full Development Approval under the Development Act 1993 has been obtained, and mandatory notification given to council. Builder and client to verify survey pegs on boundaries prior to any building work commencing. Builder must confirm on-site documents are the current set, by signing both Architectural and Engineering offices prior to work commencing.

Copyright ©
These drawings are Copyright © and remain the exclusive property of The Vigor Master Pty Ltd. All parts reserved. Reproduction of the whole or part of these drawings without written permission is prohibited.

Date	Rev	Amendment
------	-----	-----------

PROPOSED BLDG D

DA
8 Lady Penrhyn Dr, Beacon Hill NSW

**VIGOR
MASTER**
Land Development
Architecture Design
Construction Management

Vigor Master Pty Ltd

Suite 201A, 24 Thomas St,
Chatswood NSW 2067

Tel. 02 9411 3998
Fax. 02 9413 3983
Email. info@vigormaster.com.au

Drawn by: RT
Checked by: MW

Title: ELEVATIONS

Job Number: DA8LPD

Date: 25.03.2021

Drawing Number: 202

Scale @ A1: 1 : 100
Scale @ A3: 1 : 200

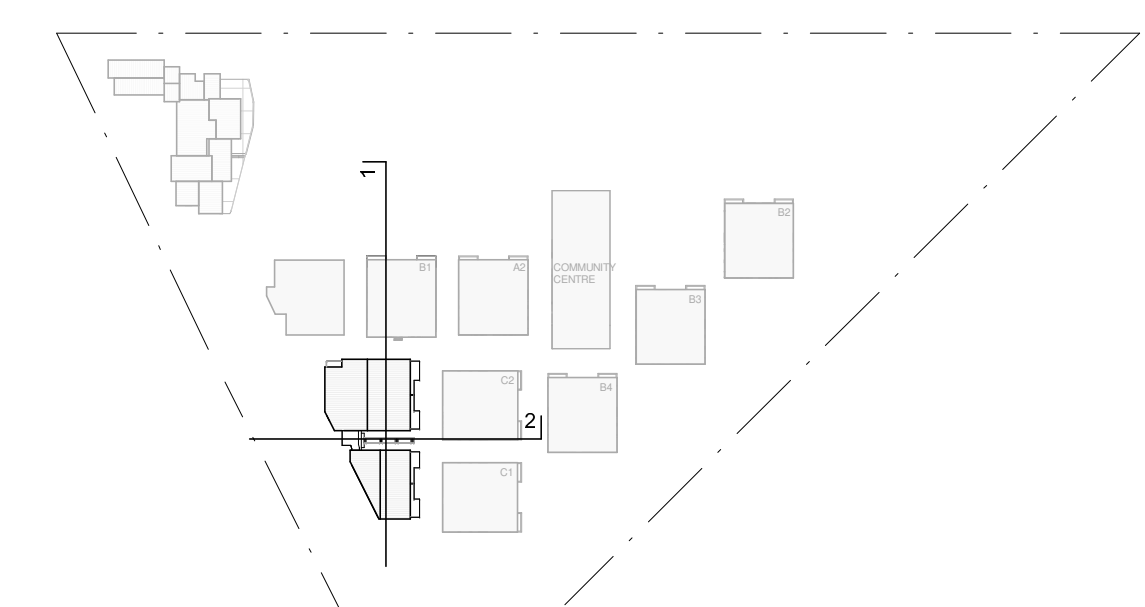
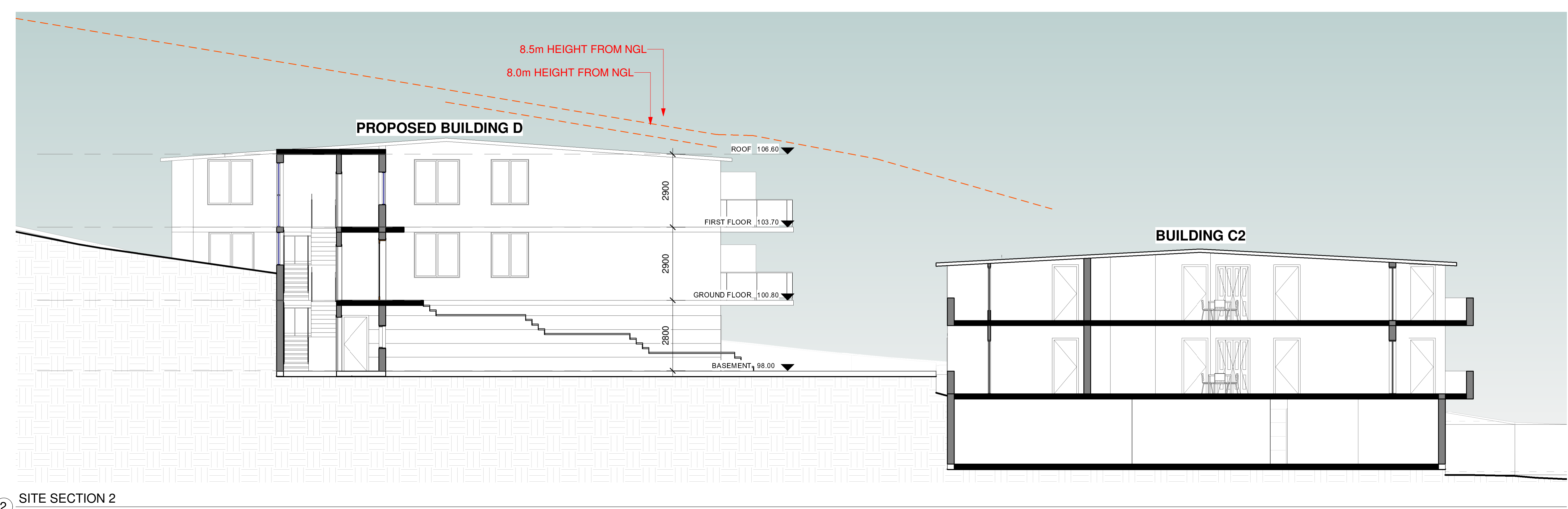
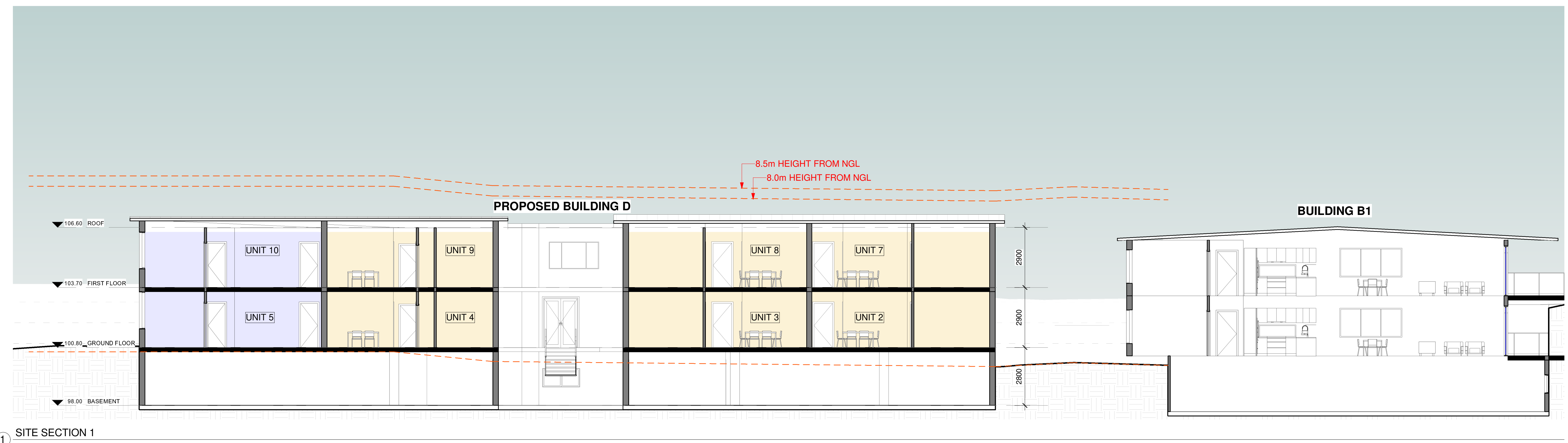
Rev:

0m
5m
E

200m
m

400m
m

600m
m



Figured dimensions must be taken in preference to scaled dimensions. All site dimensions and levels are to be verified on site prior to any work being commenced. Any discrepancies should be reported to the designer immediately. All workmanship and materials whether specified or implied must comply with all current and relevant building codes. These drawings must be read in conjunction with the Specification. It should be noted that these documents have been prepared to comply with the building regulations applicable at the time of preparation. It should be noted that the Building Code of Australia is continually upgraded and amended. Responsibility will only be accepted for compliance with the Building Code of Australia and its referenced standards applicable at the time of document preparation.

No work can commence on this project until full Development Approval under the Development Act 1993 has been obtained, and mandatory notification given to council.

Builder and client to verify survey pegs on boundaries prior to any building work commencing.

Builder must confirm on-site documents are the current set, by granting both Architectural and Engineering offices prior to work commencing.

Copyright ©

These drawings are Copyright © and remain the exclusive property of The Vigor Master Pty Ltd. All parts reserved. Reproduction of the whole or part of these drawings without written permission is prohibited.

Date	Rev	Amendment

PROPOSED BLDG D

DA

8 Lady Penrhyn Dr, Beacon Hill NSW



Vigor Master Pty Ltd

Suite 201A, 24 Thomas St,
Chatswood NSW 2067

Tel. 02 9411 3998
Fax. 02 9413 3983
Email. info@vigormaster.com.au

Drawn by: RT

Checked by: MW

Title: SECTIONS

Job Number: DA8LPD

Date: 25.03.2021

Scale @ A1: 1 : 100

Scale @ A3: 1 : 200

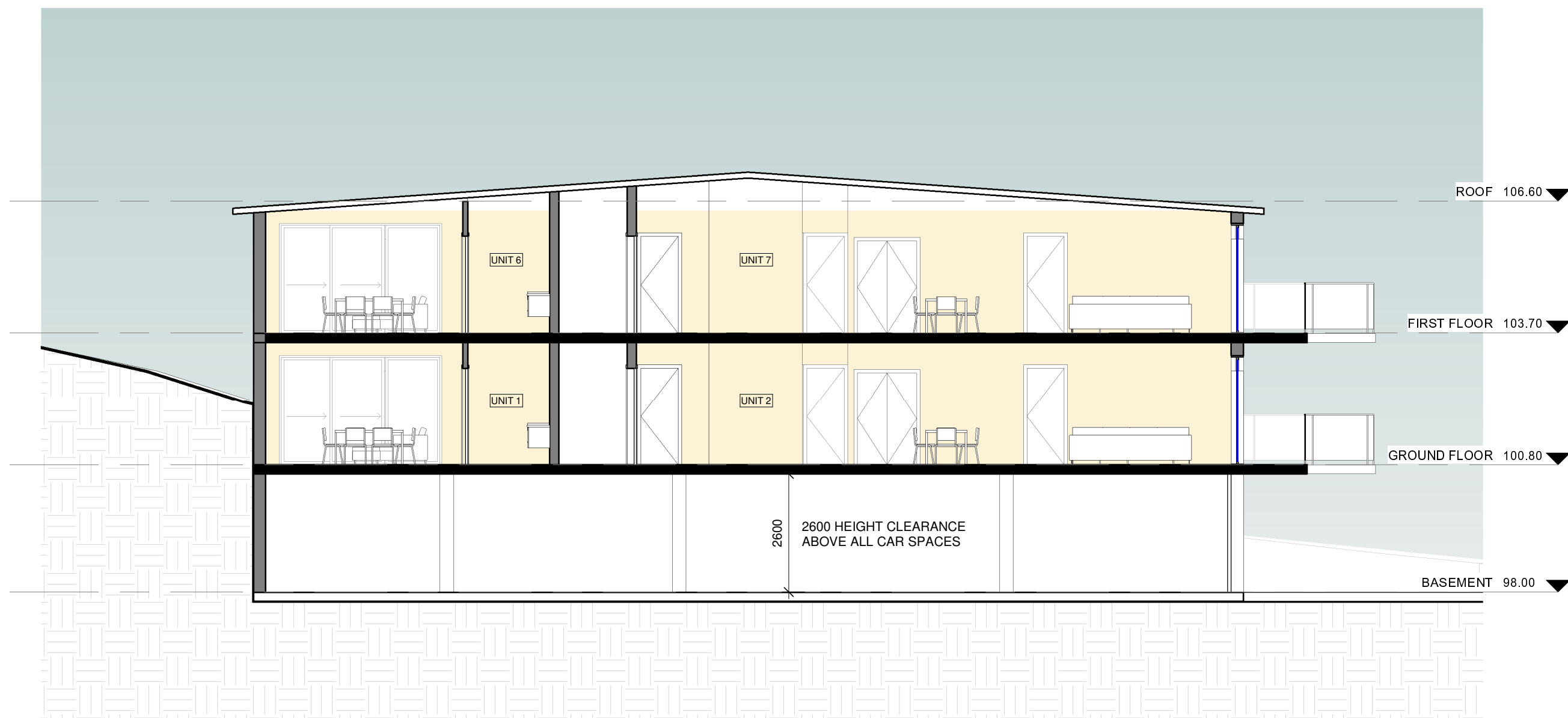
Rev:

0m
5m

200m
m

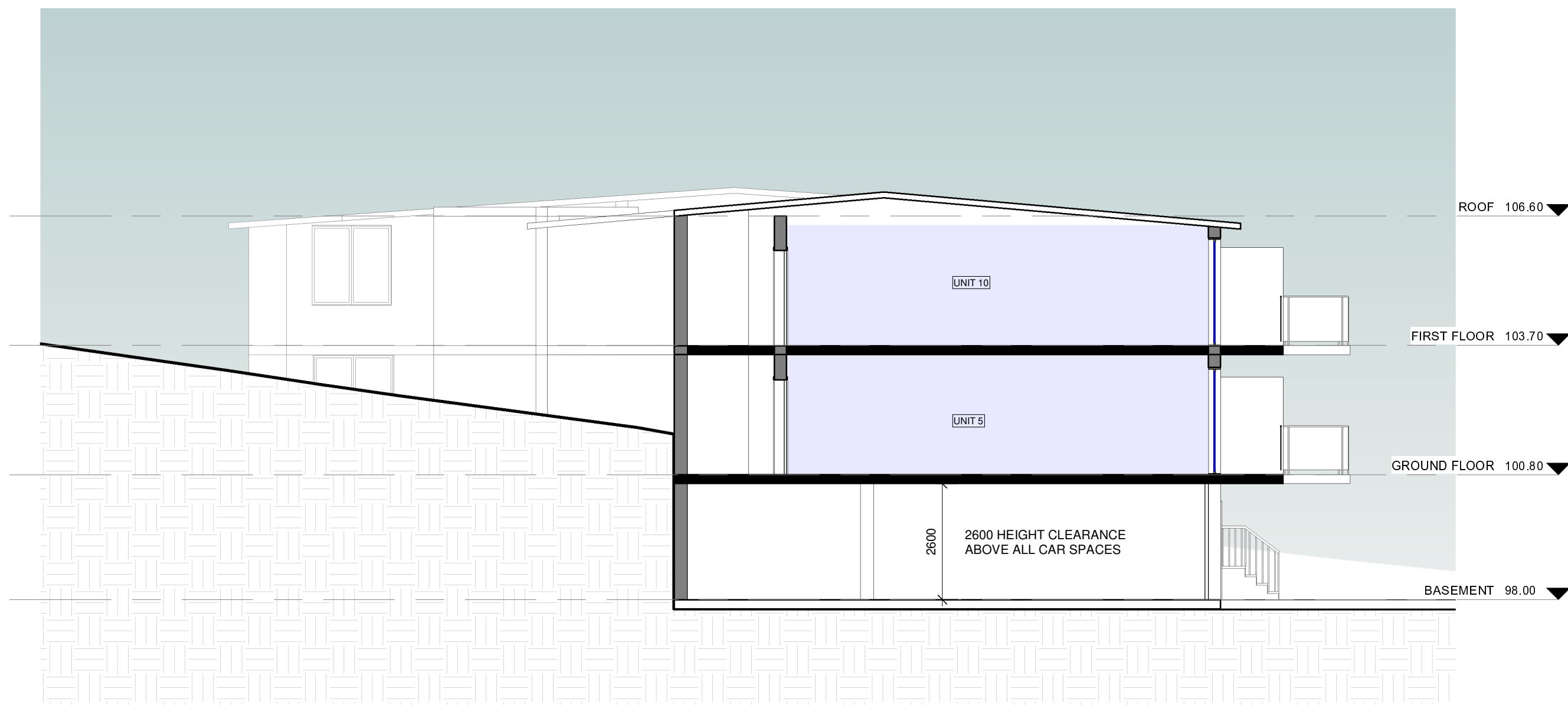
400m
m

600m
m



1 BUILDING D NORTH SECTION

200m
m



2 BUILDING D SOUTH SECTION

400m
m



Figured dimensions must be taken in preference to scaled dimensions. All site dimensions and levels are to be verified on site prior to any work being commenced. Any discrepancies should be reported to the designer immediately. All workmanship and materials whether specified or implied must comply with all current and relevant building codes. These drawings must be read in conjunction with the Specification. It should be noted that these documents have been prepared to comply with the building regulations applicable at the time of preparation. It should be noted that the Building Code of Australia is continually upgraded and amended. Responsibility will only be accepted for compliance with the Building Code of Australia and its referenced standards applicable at the time of document preparation.

No work can commence on this project until full Development Approval under the Development Act 1993 has been obtained, and mandatory notification given to council.

Builder and client to verify survey pegs on boundaries prior to any building work commencing.

Builder must confirm on-site documents are the current set, by showing both Architectural and Engineering offices prior to work commencing.

Copyright ©

These drawings are Copyright © and remain the exclusive property of The Vigor Master Pty Ltd. All parts reserved. Reproduction of the whole or part of these drawings without written permission is prohibited.

Date	Rev	Amendment
------	-----	-----------

PROPOSED BLDG D

DA
8 Lady Penrhyn Dr, Beacon Hill NSW



Vigor Master Pty Ltd

Suite 201A, 24 Thomas St,
Chatswood NSW 2067

Tel. 02 9411 3998
Fax. 02 9413 3983
Email. info@vigormaster.com.au

Drawn by: RT

Checked by: MW

Title: SECTIONS

Job Number: DA8LPD

Date: 25.03.2021

Drawing Number: 302

Scale @ A1: 1 : 100

Scale @ A3: 1 : 200

Rev:

0m
5m

200m
m

400m
m

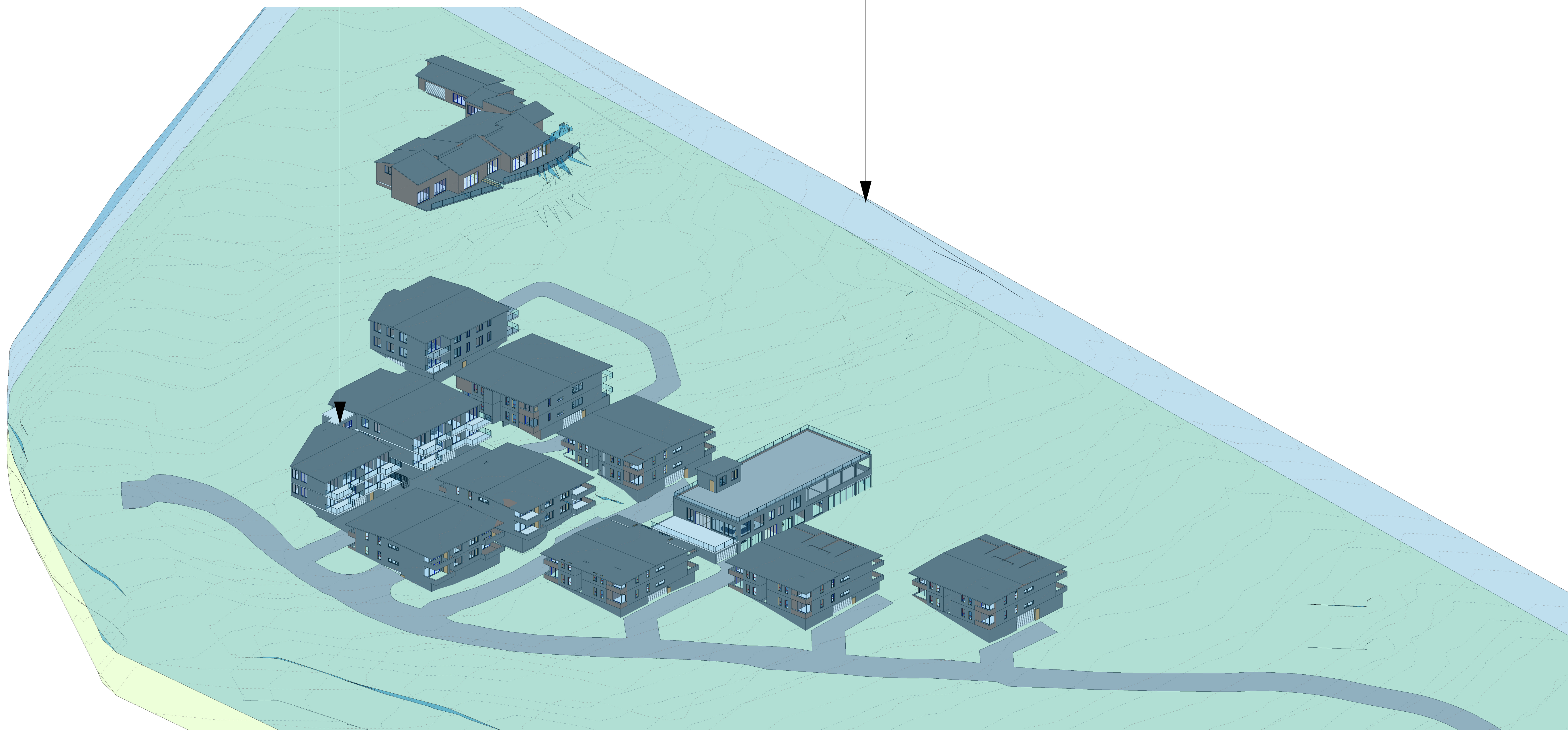
600m
m

200m
m

400m
m

PROPOSED BUILDING D

HEIGHT LIMIT 8.5m



Figured dimensions must be taken in preference to scaled dimensions. All site dimensions and levels are to be verified on site prior to any work being commenced. Any discrepancies should be reported to the designer immediately. All workmanship and materials whether specified or implied must comply with all current and relevant building codes. These drawings must be read in conjunction with the Specification. It should be noted that these documents have been prepared to comply with the building regulations applicable at the time of preparation. It should be noted that the Building Code of Australia is continually upgraded and amended. Responsibility will only be accepted for compliance with the Building Code of Australia and its referenced standards applicable at the time of document preparation.

No work can commence on this project until full Development Approval under the Development Act 1993 has been obtained, and mandatory notification given to council. Builder and client to verify survey pegs on boundaries prior to any building work commencing. Builder must confirm on-site documents are the current set, by granting both Architectural and Engineering offices prior to work commencing.

Copyright ©
These drawings are Copyright © and remain the exclusive property of The Vigor Master Pty Ltd. All parts reserved. Reproduction of the whole or part of these drawings without written permission is prohibited.

Date	Rev	Amendment
------	-----	-----------

PROPOSED BLDG D

DA
8 Lady Penrhyn Dr, Beacon Hill NSW



Vigor Master Pty Ltd

Suite 201A, 24 Thomas St,
Chatswood NSW 2067

Tel. 02 9411 3998
Fax. 02 9413 3983
Email. info@vigormaster.com.au

Drawn by: RT
Checked by: MW

Title: HEIGHT LIMIT 8.5m

Job Number: DA8LPD

Date: 25.03.2021 Drawing Number: 401

Scale @ A1: 1 : 1
Scale @ A3:

Rev:





0m
5m

200m
m

400m
m

600m
m

SCHEDULE OF EXTERNAL FINISHES –
PROPOSED SENIORS LIVING AT 8 LADY PENRHYN DRIVE, BEACON HILL

ELEMENT	MATERIAL	SAMPLE	ELEMENT	MATERIAL	SAMPLE
AL	Aluminium Window/Door Frame Finish - <i>'Satin Slate Grey'</i>		ALG	Aluminium Framed Glazing	
BAL	Concrete & Glass with timber handrails		CFC	SCYON Cladding 'Stria' with Paint Finish	
CR	Cement Render		MRS	Metal Roof Sheetting Colorbond - <i>'Woodland Grey'</i>	
P01	Paint Finish Murobond - <i>'Tumbleweed 76'</i>		P02	Paint Finish Resene - <i>'Half Mondo'</i>	
P03	Paint Finish Kiem - <i>'9523 (846)'</i>		TC	Textural Coating Wattyl Granosite Base - <i>'Dark Shadow Wattyl 78C – 4D'</i>	

200m
m

400m
m

Figured dimensions must be taken in preference to scaled dimensions. All site dimensions and levels are to be verified on site prior to any work being commenced. Any discrepancies should be reported to the designer immediately. All workmanship and materials whether specified or implied must comply with all current and relevant building codes. These drawings must be read in conjunction with the Specification. It should be noted that these documents have been prepared to comply with the building regulations applicable at the time of preparation. It should be noted that the Building Code of Australia is continually upgraded and amended. Responsibility will only be accepted for compliance with the Building Code of Australia and its referenced standards applicable at the time of document preparation.

No work can commence on this project until full Development Approval under the Development Act 1993 has been obtained, and mandatory notification given to council. Builder and client to verify survey pegs on boundaries prior to any building work commencing. Builder must confirm on-site documents are the current set, by showing both Architectural and Engineering offices prior to work commencing.

Copyright ©
These drawings are Copyright © and remain the exclusive property of The Vigor Master Pty Ltd. All parts reserved. Reproduction of the whole or part of these drawings without written permission is prohibited.

Date	Rev	Amendment
FEB 2018	1	PROPOSED DRIVEWAY, FRONT FENCE & SIGN WALL

PROPOSED BLDG D

DA
8 Lady Penrhyn Dr, Beacon Hill NSW



Vigor Master Pty Ltd

Suite 201A, 24 Thomas St,
Chatswood NSW 2067
Tel. 02 9411 3998
Fax. 02 9413 3983
Email. info@vigormaster.com.au

Drawn by: RT
Checked by: MW

Title: EXTERNAL FINISHES AND
COLOURS SCHEDULE

Job Number: DA8LPD

Date: 25.03.2021 Drawing Number: 402

Scale @ A1:
Scale @ A3:

Rev: 1

0m
0m
0m

200m
m

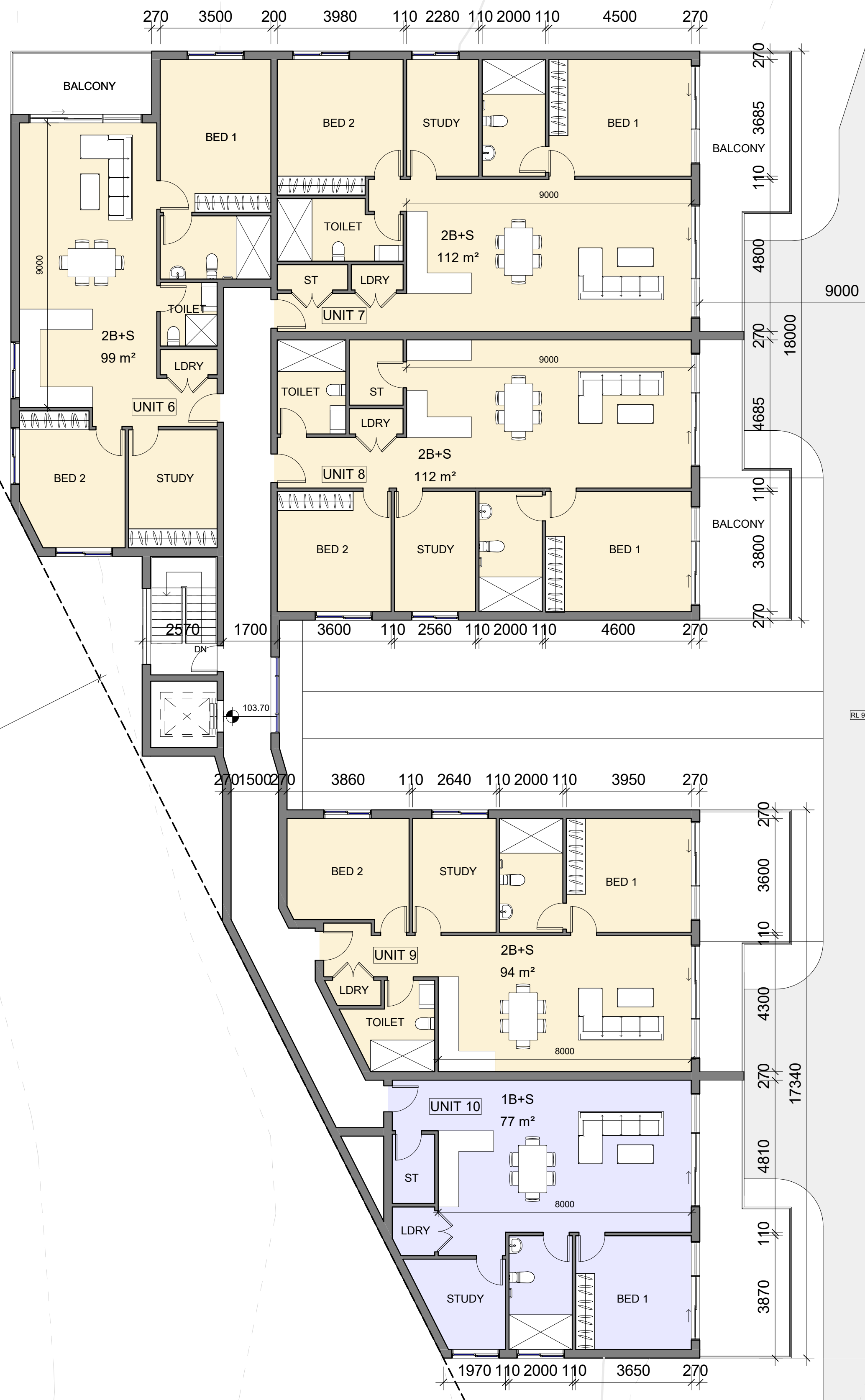
400m
m

600m
m

200m
m

400m
m

20000
SETBACK



Figured dimensions must be taken in preference to scaled dimensions. All site dimensions and levels are to be verified on site prior to any work being commenced. Any discrepancies should be reported to the designer immediately. All workmanship and materials whether specified or implied must comply with all current and relevant building codes. These drawings must be read in conjunction with the Specification. It should be noted that these documents have been prepared to comply with the building regulations applicable at the time of preparation. It should be noted that the Building Code of Australia is continually upgraded and amended. Responsibility will only be accepted for compliance with the Building Code of Australia and its referenced standards applicable at the time of document preparation.

No work can commence on this project until full Development Approval under the Development Act 1993 has been obtained, and mandatory notification given to council. Builder and client to verify survey pegs on boundaries prior to any building work commencing. Builder must confirm on-site documents are the current set, by phoning both Architectural and Engineering offices prior to work commencing.

Copyright ©
These drawings are Copyright © and remain the exclusive property of The Vigor Master Pty Ltd. All parts reserved. Reproduction of the whole or part of these drawings without written permission is prohibited.

Date	Rev	Amendment
------	-----	-----------

PROPOSED BLDG D

DA
8 Lady Penrhyn Dr, Beacon Hill NSW



Vigor Master Pty Ltd

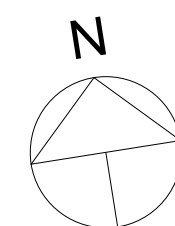
Suite 201A, 24 Thomas St,
Chatswood NSW 2067
Tel. 02 9411 3998
Fax. 02 9413 3983
Email. info@vigormaster.com.au

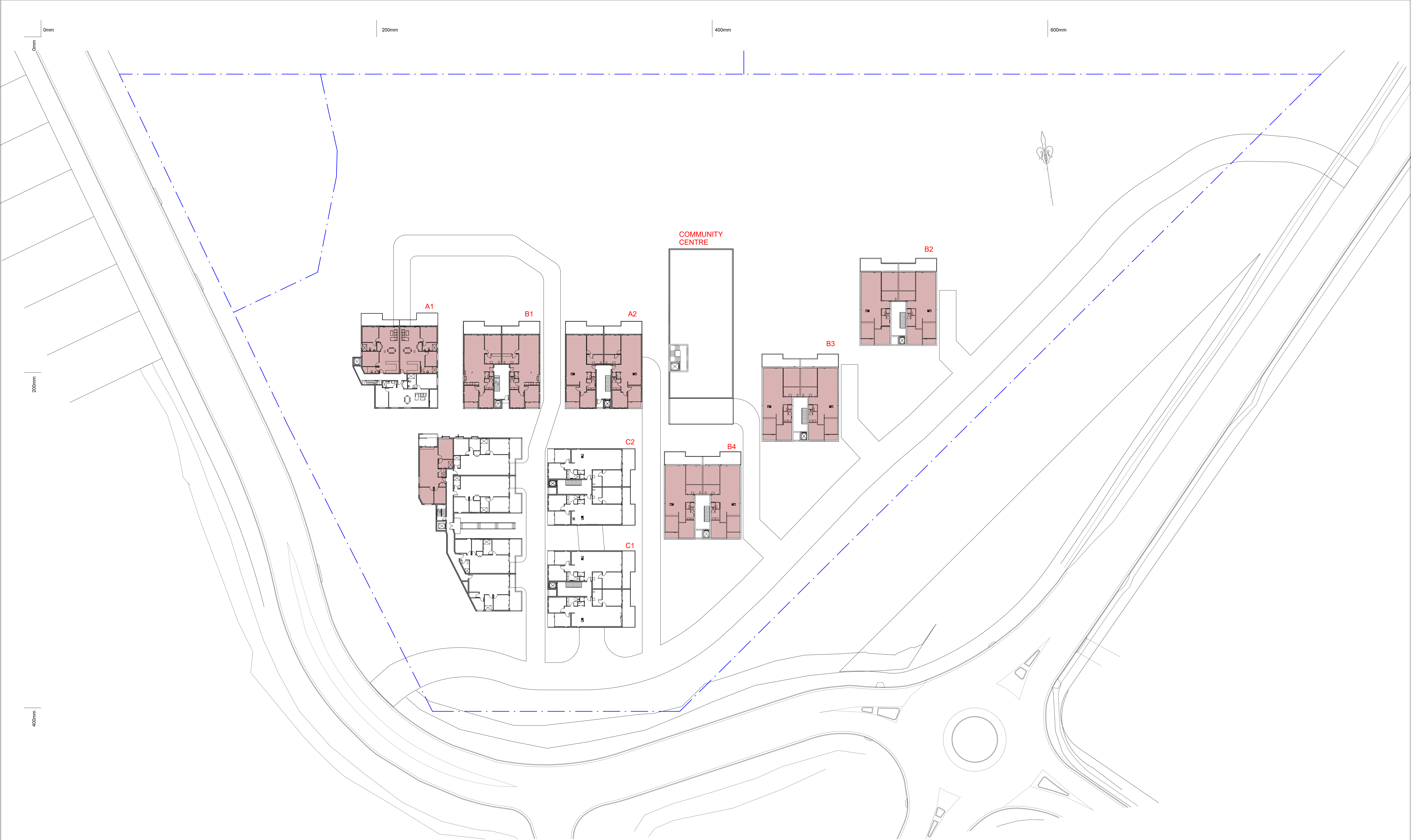
Drawn by: WG
Checked by: MW

Title: **ALTERNATIVE LAYOUT WITH
REDUCED ROOM DEPTH**

Job Number: DA8LPD
Date: 20.07.2021

Scale @ A1: 1 : 100
Scale @ A3:
Rev:
Drawing Number: 103





Figured dimensions must be taken in preference to scaled dimensions. All site dimensions and levels are to be verified on site prior to any work being commenced. Any discrepancies should be reported to the designer immediately. All workmanship and materials whether specified or implied must comply with all current and relevant building codes. These drawings must be read in conjunction with the Specification. It should be noted that these documents have been prepared to comply with the building regulations applicable at the time of preparation. It should be noted that the Building Code of Australia is continually upgraded and amended. Responsibility will only be accepted for compliance with the Building Code of Australia and its referenced standards applicable at the time of document preparation.

No work can commence on this project until full Development Approval under the Development Act 1993 has been obtained, and mandatory notification given to council. Builder and client to verify survey pegs on boundaries prior to any building work commencing. Builder must confirm on-site documents are the current set, by phoning both Architectural and Engineering offices prior to work commencing.

Copyright ©
These drawings are Copyright © and remain the exclusive property of The Vigor Master Pty Ltd. All parts reserved. Reproduction of the whole or part of these drawings without written permission is prohibited.

Date	Rev	Amendment
------	-----	-----------

PROPOSED BLDG D

DA
8 Lady Penrhyn Dr, Beacon Hill NSW



Vigor Master Pty Ltd

Suite 201A, 24 Thomas St,
Chatswood NSW 2067

Tel. 02 9411 3998
Fax. 02 9413 3983
Email. info@vigormaster.com.au

Drawn by: Author
Checked by: Checker

Title: OVERALL SOLAR ACCESS- GF

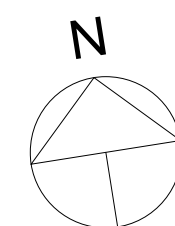
Job Number: DA8LPD

Date: 19.07.2021

Drawing Number: P01

Scale @ A1: 1 : 400
Scale @ A3: 1 : 800

Rev:





Figured dimensions must be taken in preference to scaled dimensions. All site dimensions and levels are to be verified on site prior to any work being commenced. Any discrepancies should be reported to the designer immediately. All workmanship and materials whether specified or implied must comply with all current and relevant building codes. These drawings must be read in conjunction with the Specification. It should be noted that these documents have been prepared to comply with the building regulations applicable at the time of preparation. It should be noted that the Building Code of Australia is continually upgraded and amended. Responsibility will only be accepted for compliance with the Building Code of Australia and its referenced standards applicable at the time of document preparation.

No work can commence on this project until full Development Approval under the Development Act 1993 has been obtained, and mandatory notification given to council. Builder and client to verify survey pegs on boundaries prior to any building work commencing. Builder must confirm on-site documents are the current set, by phoning both Architectural and Engineering offices prior to work commencing.

Copyright ©
These drawings are Copyright © and remain the exclusive property of The Vigor Master Pty Ltd. All parts reserved. Reproduction of the whole or part of these drawings without written permission is prohibited.

Date	Rev	Amendment
------	-----	-----------

PROPOSED BLDG D

DA
8 Lady Penrhyn Dr, Beacon Hill NSW



Vigor Master Pty Ltd

Suite 201A, 24 Thomas St,
Chatswood NSW 2067
Tel. 02 9411 3998
Fax. 02 9413 3983
Email. info@vigormaster.com.au

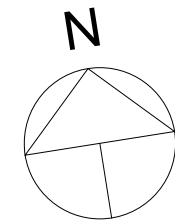
Drawn by: Author
Checked by: Checker

Title: OVERALL SOLAR ACCESS- FF

Job Number: DA8LPD
Date: 19.07.2021

Drawing Number: P02

Scale @ A1: 1 : 400
Scale @ A3: 1 : 800
Rev:





Figured dimensions must be taken in preference to scaled dimensions. All site dimensions and levels are to be verified on site prior to any work being commenced. Any discrepancies should be reported to the designer immediately. All workmanship and materials whether specified or implied must comply with all current and relevant building codes. These drawings must be read in conjunction with the Specification. It should be noted that these documents have been prepared to comply with the building regulations applicable at the time of preparation. It should be noted that the Building Code of Australia is continually upgraded and amended. Responsibility will only be accepted for compliance with the Building Code of Australia and its referenced standards applicable at the time of document preparation.

No work can commence on this project until full Development Approval under the Development Act 1993 has been obtained, and mandatory notification given to council. Builder and client to verify survey pegs on boundaries prior to any building work commencing.

Builder must confirm on-site documents are the current set, by phoning both Architectural and Engineering offices prior to work commencing.

Copyright ©
These drawings are Copyright © and remain the exclusive property of The Vigor Master Pty Ltd. All parts reserved. Reproduction of the whole or part of these drawings without written permission is prohibited.

Date	Rev	Amendment
------	-----	-----------

PROPOSED BLDG D

DA
8 Lady Penrhyn Dr, Beacon Hill NSW



Vigor Master Pty Ltd

Suite 201A, 24 Thomas St,
Chatswood NSW 2067

Tel. 02 9411 3998
Fax. 02 9413 3983
Email. info@vigormaster.com.au

Drawn by: Author
Checked by: Checker

Title: **OVERALL CROSS VENTILATION-
GF&FF**

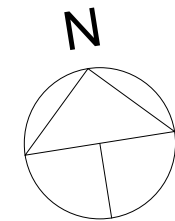
Job Number: DA8LPD

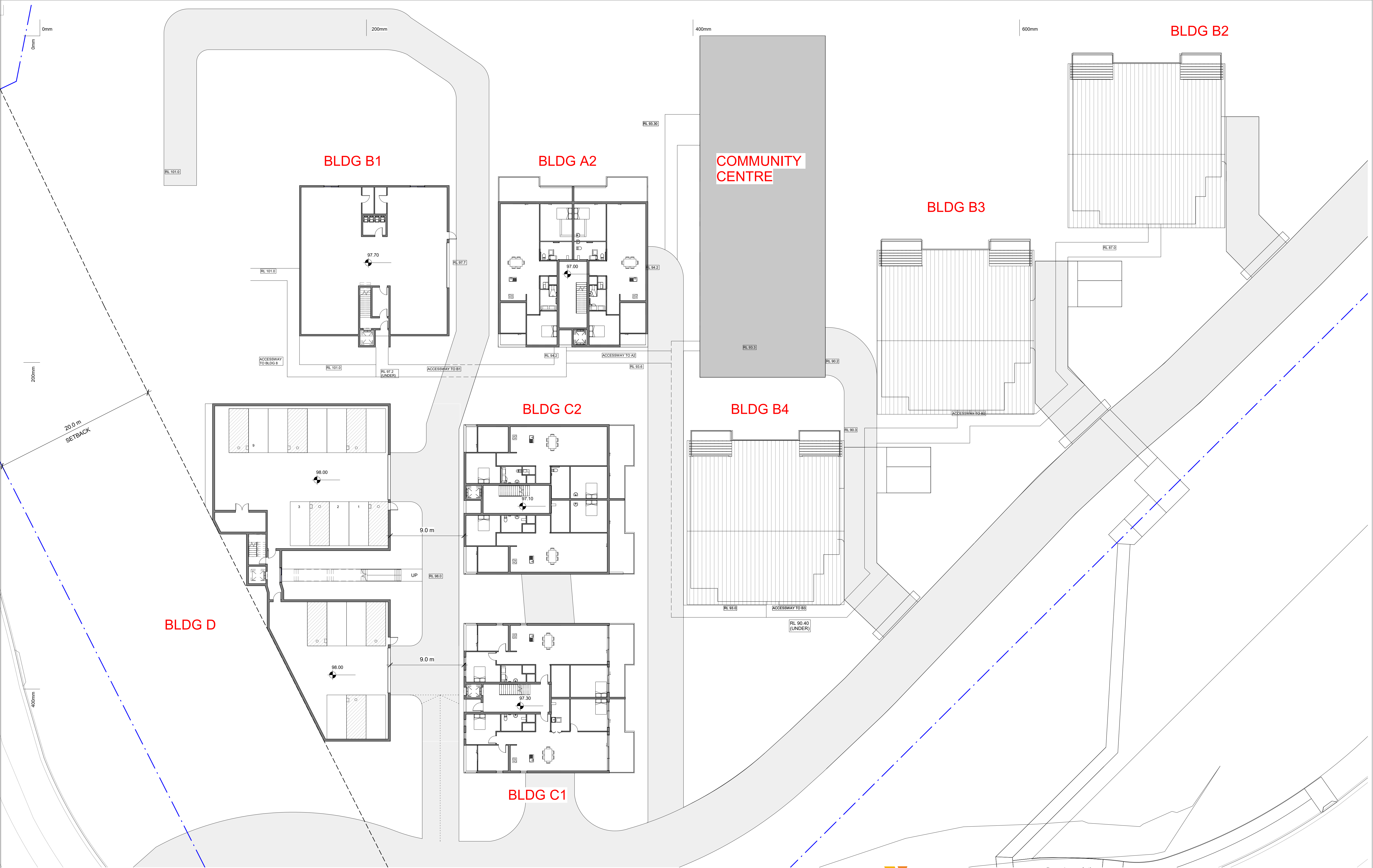
Date: 19.07.2021

Drawing Number: P03

Scale @ A1: 1 : 400
Scale @ A3: 1 : 800

Rev:





Figured dimensions must be taken in preference to scaled dimensions. All site dimensions and levels are to be verified on site prior to any work being commenced. Any discrepancies should be reported to the designer immediately. All workmanship and materials whether specified or implied must comply with all current and relevant building codes. These drawings must be read in conjunction with the Specification. It should be noted that these documents have been prepared to comply with the building regulations applicable at the time of preparation. It should be noted that the Building Code of Australia is continually upgraded and amended. Responsibility will only be accepted for compliance with the Building Code of Australia and its referenced standards applicable at the time of document preparation.

No work can commence on this project until full Development Approval under the Development Act 1993 has been obtained, and mandatory notification given to council. Builder and client to verify survey pegs on boundaries prior to any building work commencing. Builder must confirm on-site documents are the current set, by phoning both Architectural and Engineering offices prior to work commencing.

Copyright ©
These drawings are Copyright © and remain the exclusive property of The Vigor Master Pty Ltd. All parts reserved. Reproduction of the whole or part of these drawings without written permission is prohibited.

Date	Rev	Amendment
------	-----	-----------

PROPOSED BLDG D

DA
8 Lady Penrhyn Dr, Beacon Hill NSW



Vigor Master Pty Ltd

Suite 201A, 24 Thomas St,
Chatswood NSW 2067
Tel. 02 9411 3998
Fax. 02 9413 3983
Email. info@vigormaster.com.au

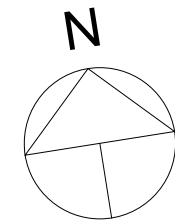
Drawn by: Author
Checked by: Checker

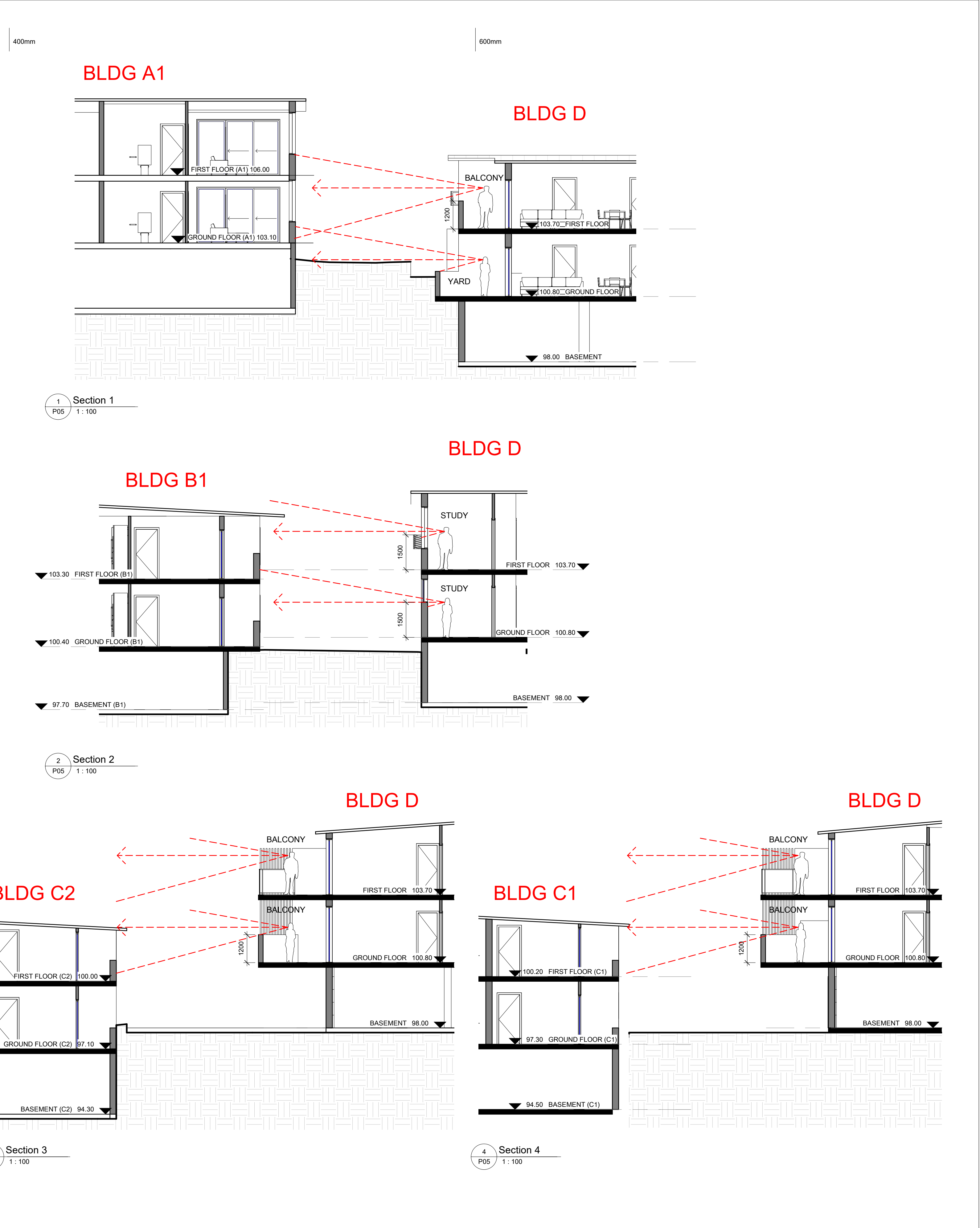
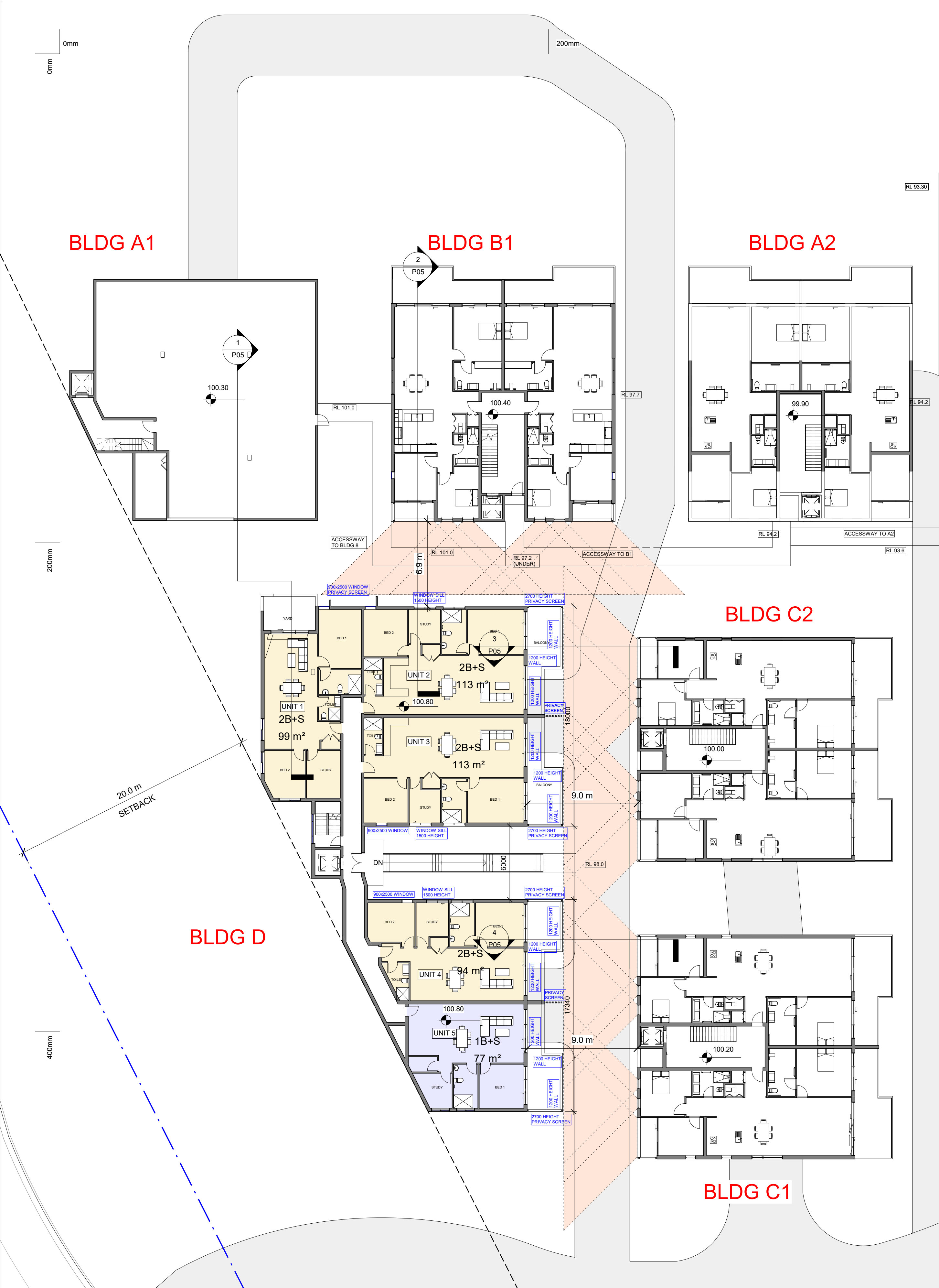
Title: LEVEL PLAN- RL 98.00

Job Number: DA8LPD
Date: 19.07.2021

Drawing Number: P04

Scale @ A1: 1 : 200
Scale @ A3: 1 : 400
Rev:





Figured dimensions must be taken in preference to scaled dimensions. All site dimensions and levels are to be verified on site prior to any work being commenced. Any discrepancies should be reported to the designer immediately. All workmanship and materials whether specified or implied must comply with all current and relevant building codes. These drawings must be read in conjunction with the Specification. It should be noted that these documents have been prepared to comply with the building regulations applicable at the time of preparation. It should be noted that the Building Code of Australia is continually upgraded and amended. Responsibility will only be accepted for compliance with the Building Code of Australia and its referenced standards applicable at the time of document preparation.

No work can commence on this project until full Development Approval under the Development Act 1993 has been obtained, and mandatory notification given to council.

Builder and client to verify survey pegs on boundaries prior to any building work commencing.

Builder must confirm on-site documents are the current set, by phoning both Architectural and Engineering offices prior to work commencing.

Copyright ©
These drawings are Copyright © and remain the exclusive property of The Vigor Master Pty Ltd. All parts reserved. Reproduction of the whole or part of these drawings without written permission is prohibited.

Date	Rev	Amendment
------	-----	-----------

PROPOSED BLDG D

DA
8 Lady Penrhyn Dr, Beacon Hill NSW



Vigor Master Pty Ltd

Suite 201A, 24 Thomas St,
Chatswood NSW 2067
Tel. 02 9411 3998
Fax. 02 9413 3983
Email. info@vigormaster.com.au

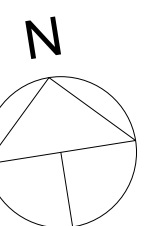
Drawn by: Author
Checked by: Checker

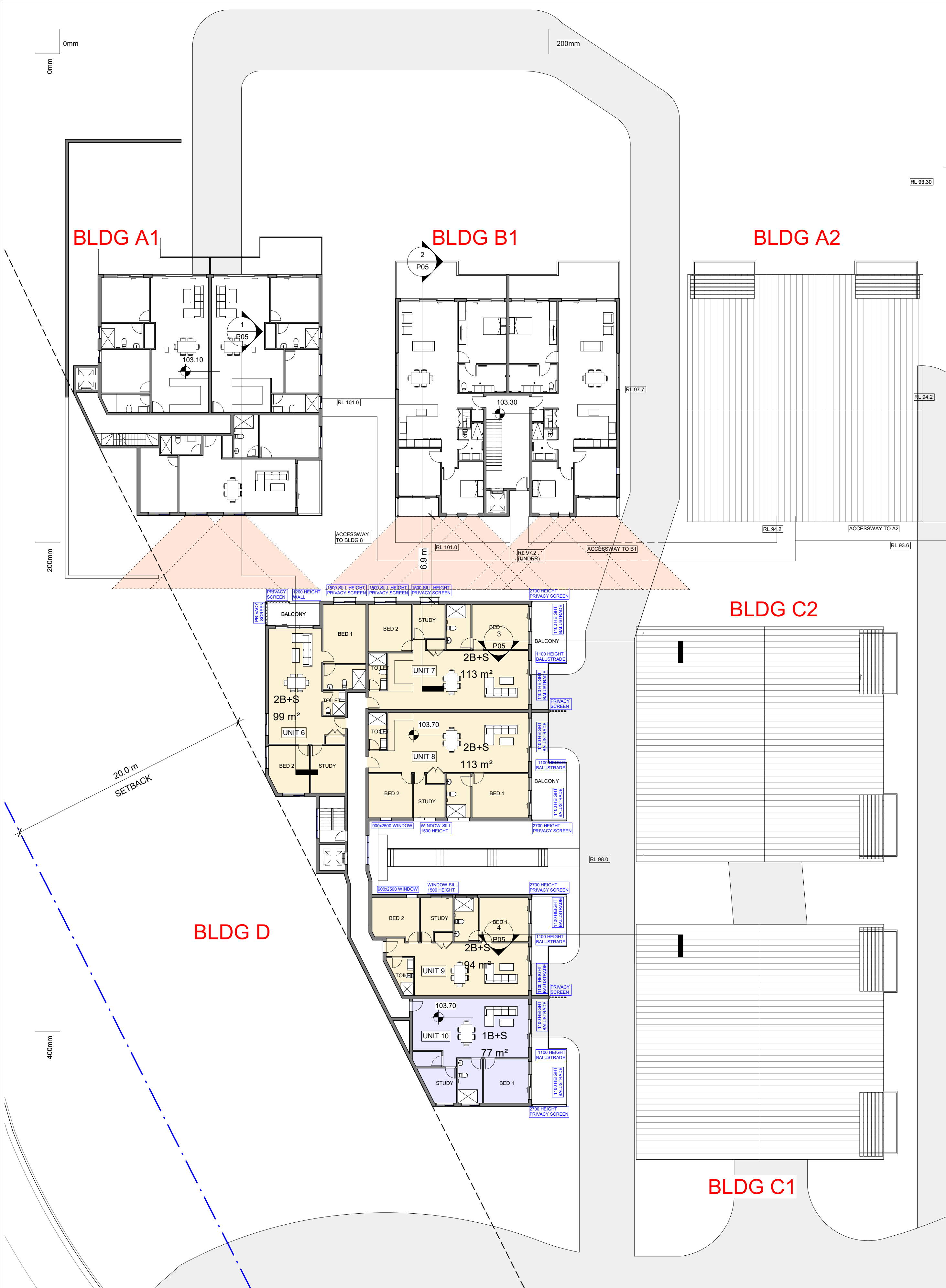
Title: LEVEL PLAN- RL 100.80

Job Number: DA8LPD
Date: 19.07.2021

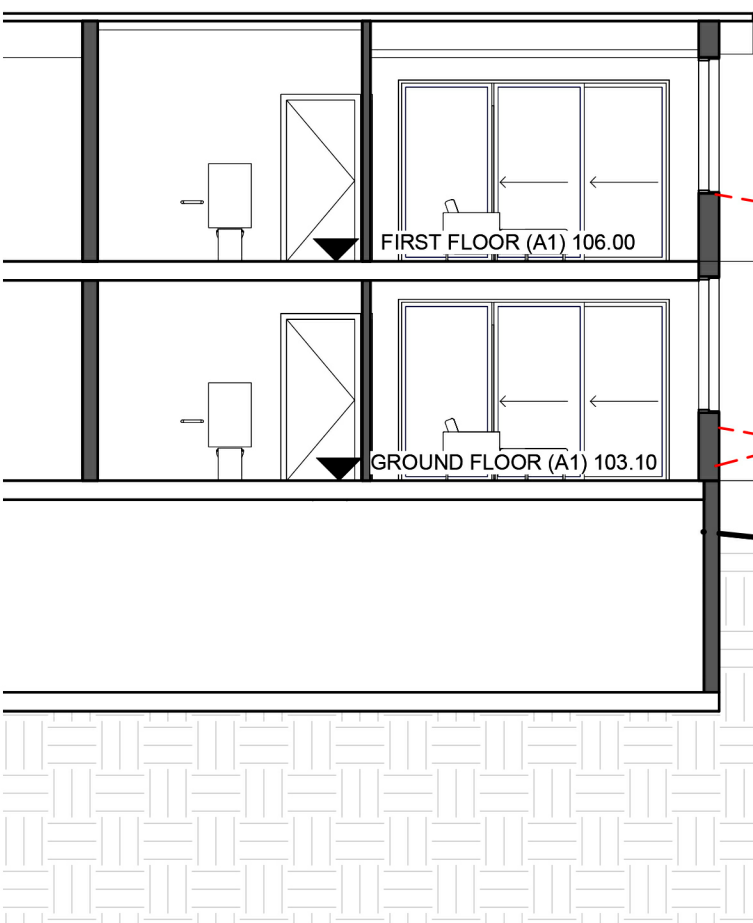
Drawing Number: P05

Scale @ A1: As
Scale @ A3: i1 : 400d
Rev:



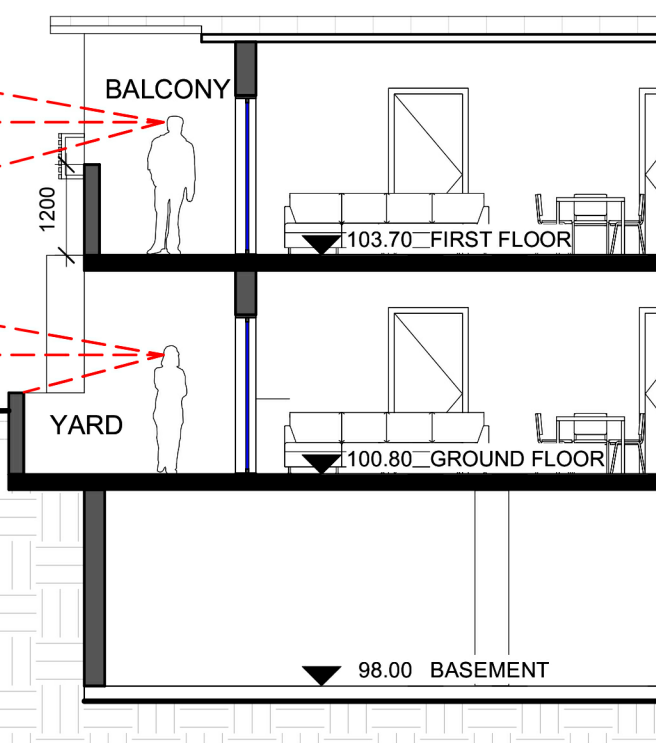


BLDG A1

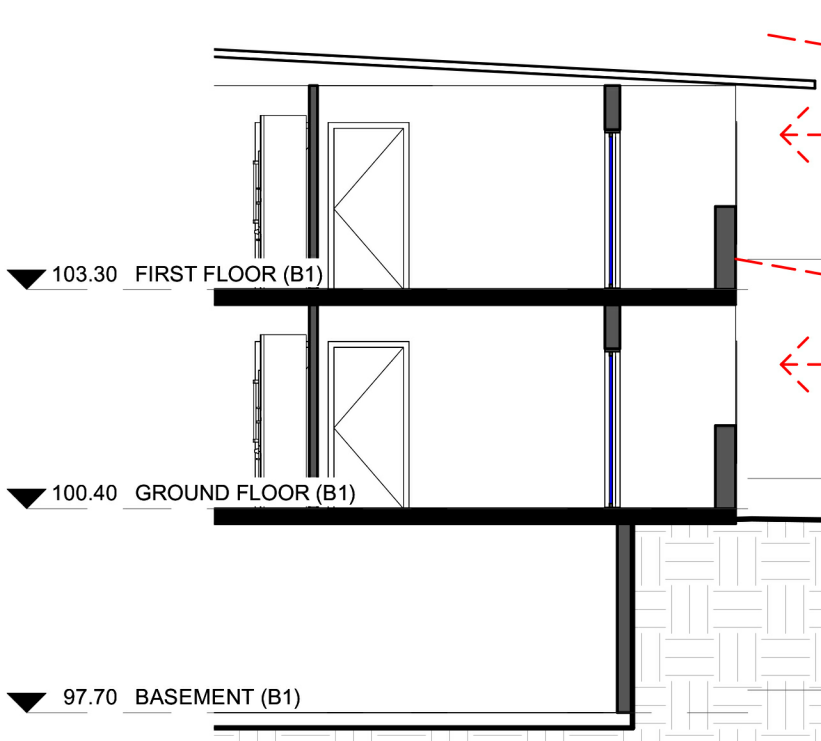


1 Section 1
P05 1:100

BLDG D

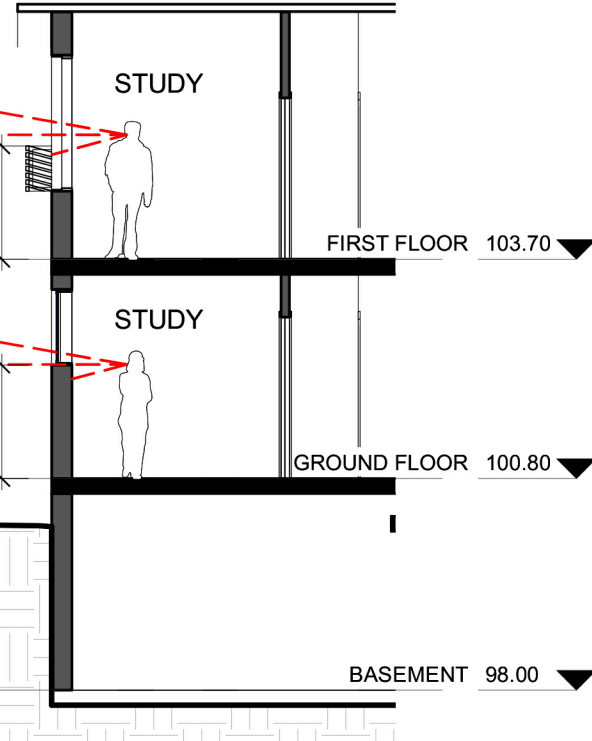


BLDG B1

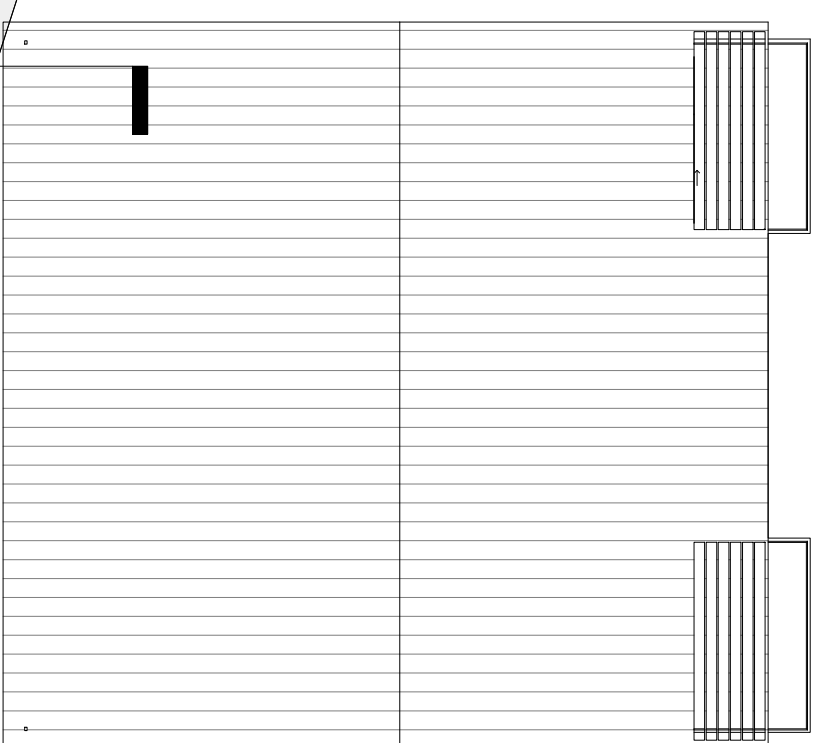


2 Section 2
P05 1:100

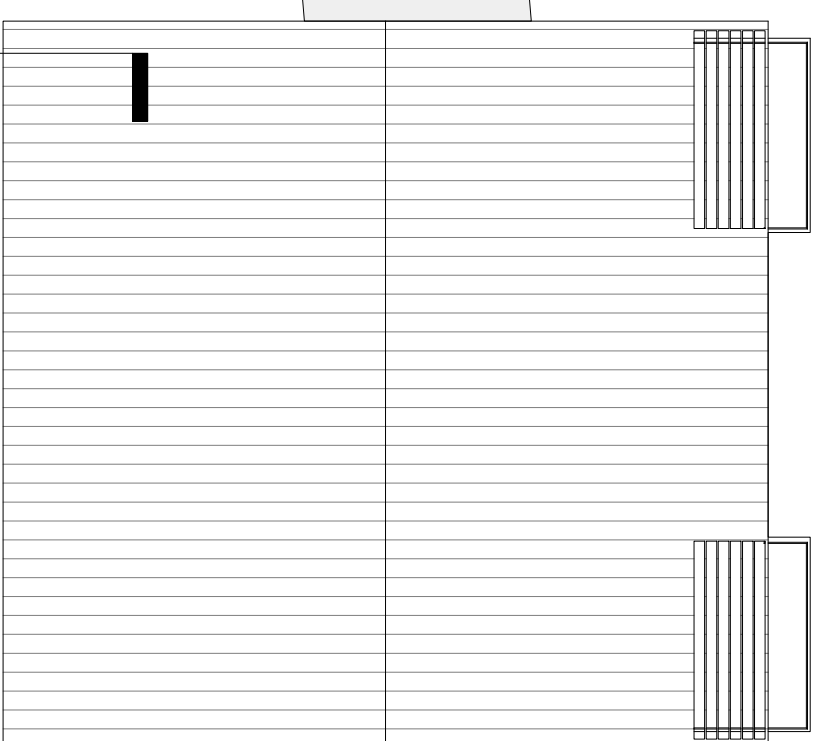
BLDG D



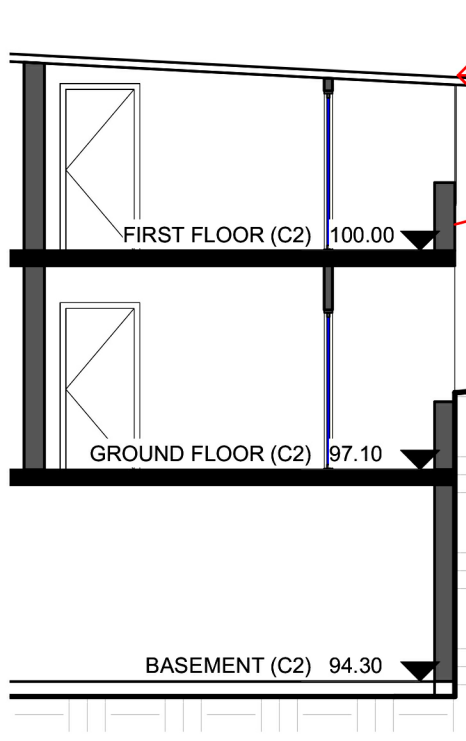
BLDG C2



BLDG C1

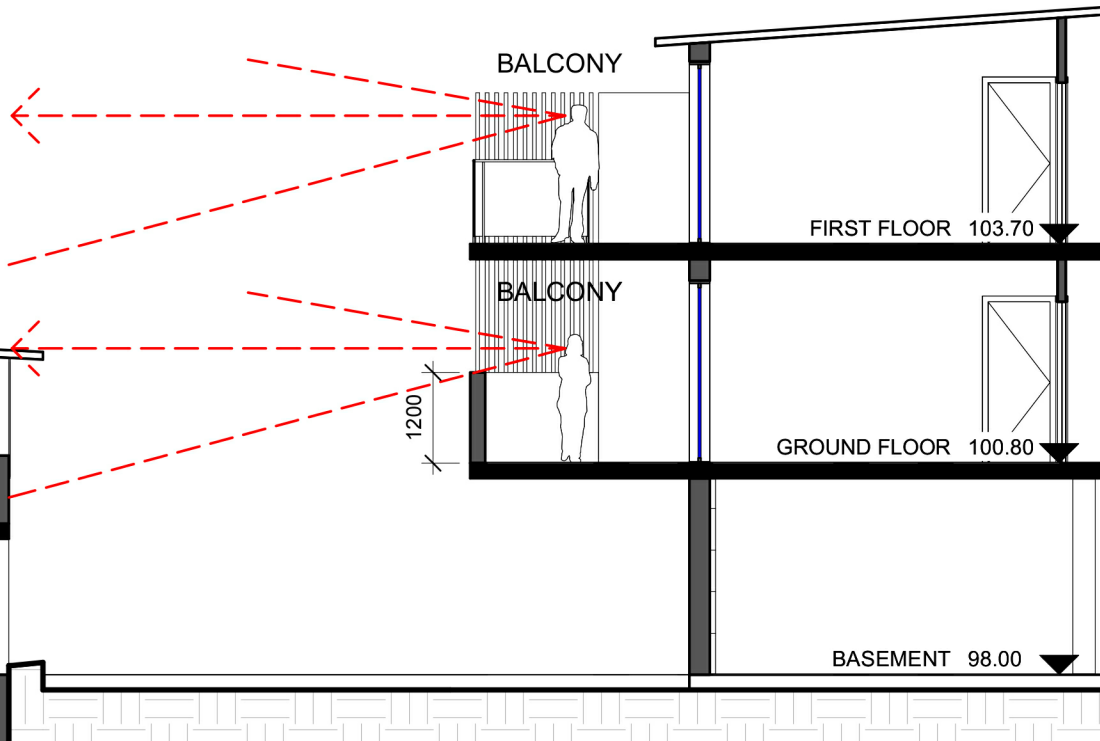


BLDG C2

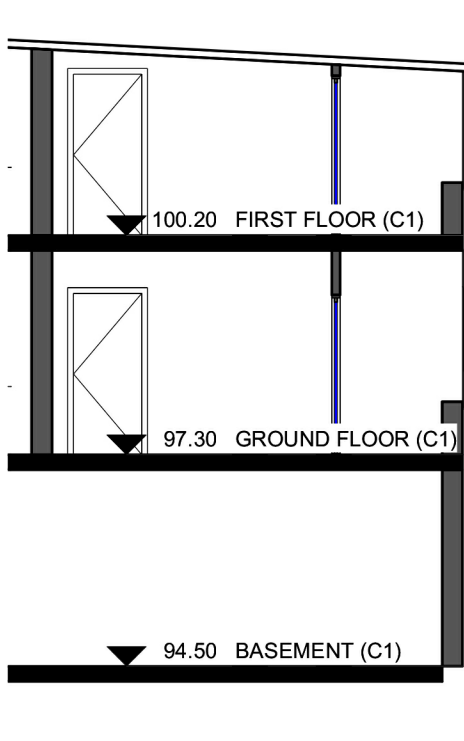


3 Section 3
P05 1:100

BLDG D

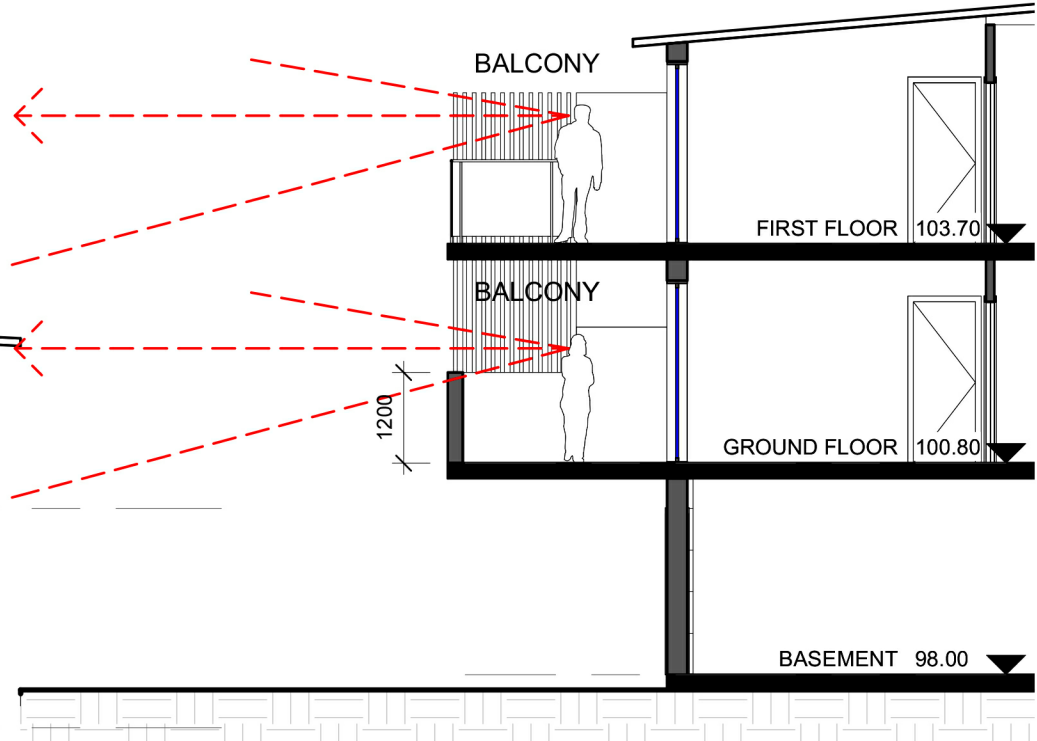


BLDG C1



4 Section 4
P05 1:100

BLDG D



PROPOSED BLDG D

DA
8 Lady Penrhyn Dr, Beacon Hill NSW



Vigor Master Pty Ltd

Drawn by: Author
Checked by: Checker

Title: LEVEL PLAN- RL 103.70

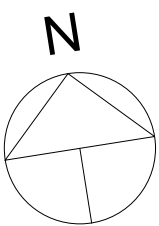
Job Number: DA8LPD

Date: 19.07.2021

Drawing Number: P06

Scale @ A1: 1:200
Scale @ A3: 1:400

Rev:



Figured dimensions must be taken in preference to scaled dimensions. All site dimensions and levels are to be verified on site prior to any work being commenced. Any discrepancies should be reported to the designer immediately. All workmanship and materials whether specified or implied must comply with all current and relevant building codes. These drawings must be read in conjunction with the Specification. It should be noted that these documents have been prepared to comply with the building regulations applicable at the time of preparation. It should be noted that the Building Code of Australia is continually upgraded and amended. Responsibility will only be accepted for compliance with the Building Code of Australia and its referenced standards applicable at the time of document preparation.

No work can commence on this project until full Development Approval under the Development Act 1993 has been obtained, and mandatory notification given to council.

Builder and client to verify survey pegs on boundaries prior to any building work commencing.

Builder must confirm on-site documents are the current set, by phoning both Architectural and Engineering offices prior to work commencing.

Copyright ©
These drawings are Copyright © and remain the exclusive property of The Vigor Master Pty Ltd. All parts reserved. Reproduction of the whole or part of these drawings without written permission is prohibited.