

THESE NOTES AND ALL DETAIL DRAWINGS APPLY TO THE NOMINATED BUILDER AND ANY SUB CONTRACTORS NOMINATED BY THE CLIENT. ALL DIMENSIONS MUST BE CHECKED ON SITE PRIOR TO STARTING ANY WORKS OR PRODUCING ANY SHOP DRAWINGS. USE WRITTEN DIMENSIONS IN PREFERENCE TO SCALED DRAWINGS.

COPYRIGHT

THE DESIGN IS A COPYRIGHT AND IT IS FORBIDDEN UNDER THE ACT TO COPY OR ALTER IN WHOLE OR PART WITHOUT THE WRITTEN AUTHORITY OF THE DESIGNER.

APPROVED DRAWINGS

ALL WORK SHOULD BE CARRIED OUT IN STRICT ACCORDANCE WITH THE LESSORS APPROVED DESIGNS, MOUKAZO DESIGN PTY LTD PLANS AND ANY RELEVANT CONSULTING ENGINEERS PLANS, DETAILS AND SPECIFICATIONS, WITH THE LESSORS' AND COUNCILS' REQUIREMENTS. A COMPLETE SET OF LESSOR APPROVED DRAWINGS SHALL BE KEPT ON SITE AT ALL TIMES.

REGULATORY REQUIREMENTS

THE BUILDER SHALL CONFORM WITH ALL THE BUILDING CODES OF AUSTRALIA, THE RELEVANT AUSTRALIAN STANDARDS AND THE LOCAL COUNCIL'S REGULATIONS. THESE STANDARDS SUPERCEDE ALL DETAILS AND NOTES ON THE DRAWINGS WHERE APPLICABLE.

TENDERING

THE BUILDER SHALL CONFORM WITH ALL THE BUILDING CODES OF AUSTRALIA, THE RELEVANT AUSTRALIAN STANDARDS AND THE LOCAL COUNCIL'S REGULATIONS. THESE STANDARDS SUPERCEDE ALL DETAILS AND NOTES ON THE DRAWINGS WHERE APPLICABLE.

WORKMANSHIP GENERALLY

ALL WORK IS TO BE CARRIED OUT IN STRICT ACCORDANCE WITH THE PLANS. THE BUILDER SHALL CONFIRM ANY DISCREPANCIES IN THE APPROVED PLANS OR CONDITIONS PRIOR TO CONSTRUCTION. ANY CHANGES TO THE APPROVED PLANS ARE TO BE VERIFIED BY THE DESIGNER IN WRITING PRIOR TO MANUFACTURE, CONSTRUCTION, AND/OR INSTALLATION. ANY PORTION OF THE WORK NOT SHOWN ON THE DRAWINGS BUT WHICH IS NECESSARY FOR THE COMPLETION OF THE ENTIRE CONTRACTUALLY AGREED WORK, SHALL BE UNDERSTOOD AS INCLUDED. IT IS THE RESPONSIBILITY OF THE CONTRACTOR/S TO ENSURE THAT ALL SPECIFIED EQUIPMENT, FITTINGS, ETC. (WHETHER SUPPLIED BY THE CONTRACTOR OR THE CLIENT) WILL FIT THE REQUIRED SPACE & TO REFER ANY DISCREPANCIES TO THE DESIGNER/ CLIENT PRIOR TO MANUFACTURE/ INSTALLATION.

STRUCTURAL DESIGN AND CERTIFICATION

THE BUILDER SHALL ENSURE THAT ALL ITEMS DETAILED, SPECIFIED AND INSTALLED ARE SUITABLE FOR THE PURPOSE THEY ARE INTENDED FOR AND ARE STRUCTURALLY ADEQUATE TO SUPPORT THE USAGE AND LOADS. ALL STRUCTURAL ELEMENTS, BULKHEADS, GLAZING SUPPORTS AND THE LIKE SHALL BE DESIGNED AND CONSTRUCTED TO SUPPORT THEIR OWN WEIGHT AND THE LOADS IMPOSED ON COMPLETION THE BUILDER SHALL PROVIDE A STRUCTURAL ENGINEERING CERTIFICATE FOR THESE ELEMENTS.

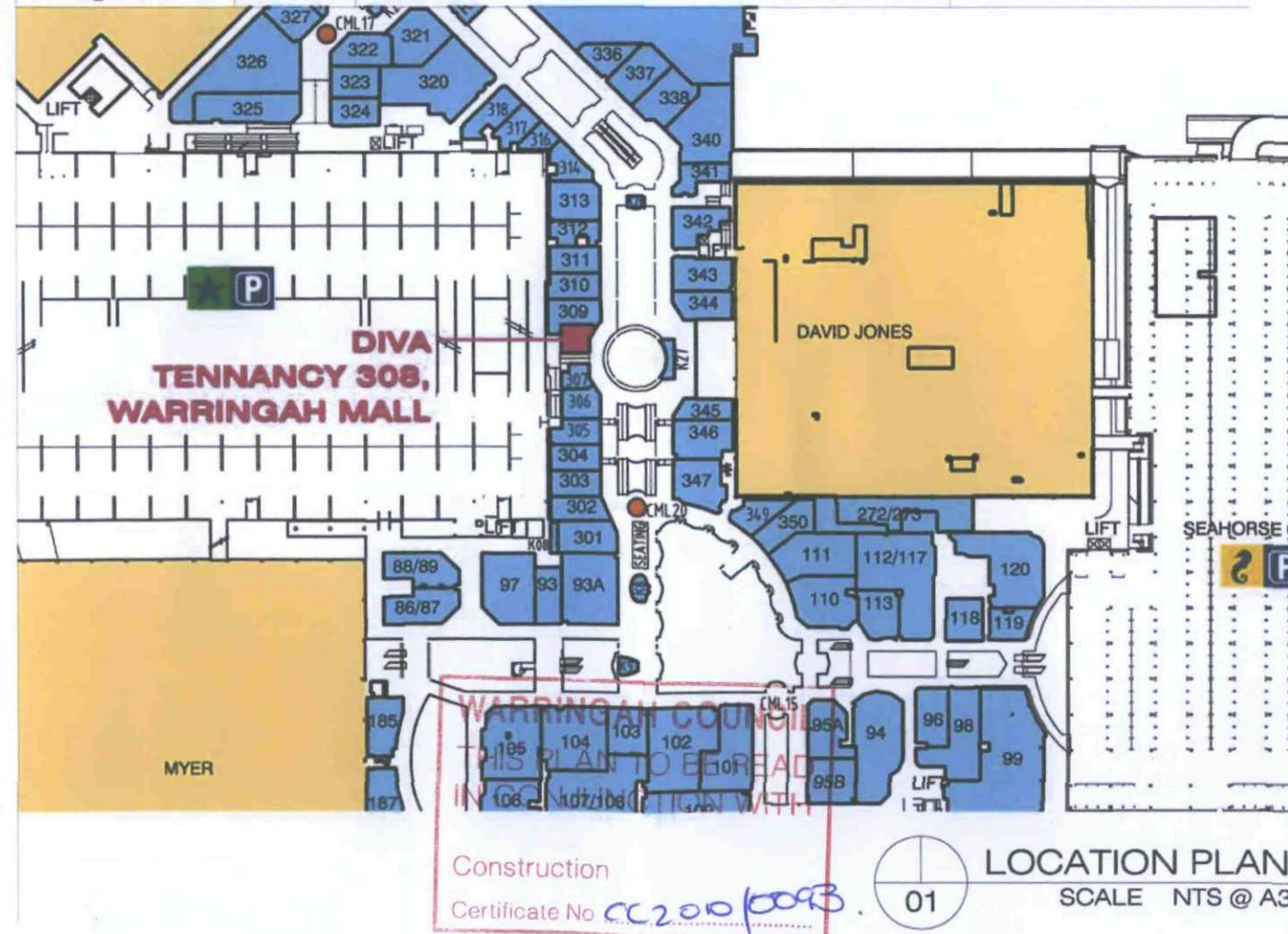
WET AREAS

WATERPROOFING MEMBRANES SHOULD BE APPLIED TO ALL WET AREAS TO KITCHENS, FOOD PREPARATION AREAS, BATHROOMS AND THE MEMBRANE SHALL CONTINUE TO A MINIMUM 300mm UP THE WALL. ALL SPECIFIED CABINETRY SHALL BE CONSTRUCTED OUT OF HIGH MOISTURE RESISTANT (HMR) SUBSTRATE BOARD. ALL JUNCTIONS ON BENCHTOPS, SPLASHBACKS AND THE LIKE SHOULD BE SILICON SEALED. WALLS TO WET AREAS AND / OR COMMERCIAL KITCHEN AREAS SHALL BE CONSTRUCTED OUT OF MASONRY AND RENDERED OR LINED WITH VILBOARD OR OTHER SIMILAR AS APPROPRIATE AND/ OR SPECIFIED.

JOINERY GENERALLY

ALL FITTINGS AND FIXTURES REQUIRED FOR THE WORKS SHALL BE INSTALLED AS SPECIFIED ON THE DRAWINGS. ALL JOINERY CORNERS SHALL BE MITRED TO VISIBLE BULKHEADS, SHOP FRONTS AND PORTALS ETC AND JOINERY SHALL BE OF THE HIGHEST QUALITY AND FINISH. WHERE 2 PAC FINISHES ARE SPECIFIED TO LARGE PANEL SIZES THE JOINTS ARE TO BE EXPRESSED IN THE FORM OF A "V" GROOVE JOINT OR OTHER SPECIFIED ON THE DRAWINGS. ALL JOINTS ARE TO BE EQUALLY SPACED UNLESS NOTED OTHERWISE. TO PREVENT SPLITTING OR DAMAGING THE SHEETS USE FASTENERS TO TRANSMIT THE LOADS IMPOSED AND TO ENSURE THE RIGIDITY OF THE ASSEMBLY. DO NOT USE VISIBLE FIXINGS EXCEPT IN THE FOLLOWING LOCATIONS. INSIDE CUPBOARDS AND DRAWER UNITS, (IN WHICH CASE USE OF PROPRIETARY CAPS TO CONCEAL FIXINGS) UNLESS SPECIFICALLY NOTED OTHERWISE. USE ADHESIVES TO TRANSMIT LOADS IMPOSED AND TO ENSURE THE RIGIDITY OF THE ASSEMBLY, WITHOUT CAUSING DISCOLORATION OF THE FINISHED SURFACES. SCRIBE BENCHTOPS, SPLASHBACK ENDS OF CUPBOARDS, KICKBOARDS AND RETURNS TO FOLLOW THE LINE OF THE STRUCTURE. FINISH ALL EXPOSED EDGES OF SHEETS WITH EDGE STRIPS TO MATCH SHEET FACES. CUPBOARD SHELF AND DRAWER UNITS ARE TO CONSTRUCTED OUT OF THE SPECIFIED MELAMINE COLOUR BOARDS. SCRIBE TO FLOOR AND SECURE TO WALL TO PROVIDE A LEVEL FINISH. SUPPORT AND ADJUSTABLE SHELVES ON THE PROPRIETARY PINS IN HOLES AT 32mm CENTRES VERTICALLY. PROVIDE ADJUSTABLE CONCEALED METAL HINGES TO CUPBOARD DOORS, METAL RUNNER AND PLASTIC ROLLERS FOR THE DRAWERS WITH A MINIMUM 30KG CAPACITY (OR AS REQUIRED FOR THE USAGE), CLOSURE RETENTION AND WHITE THERMOSET POWDER COATING.

DWG #	ISSUE	DRAWING NAME	ISSUE DATE
DIVA10_WM/01	A	COVER SHEET/ LOCATION PLAN	01/02/10
DIVA10_WM/02	A	FINISHED SCHEDULE	01/02/10
DIVA10_WM/03	A	FLOOR PLAN	01/02/10
DIVA10_WM/04	A	DIMENSION PLAN	01/02/10
DIVA10_WM/05	A	REFLECTED CEILING PLAN	01/02/10
DIVA10_WM/06	A	CEILING HEIGHT PLAN	01/02/10
DIVA10_WM/07	A	ELECTRICAL LAYOUT	01/02/10
DIVA10_WM/08	A	SHOPFRONT ELEVATION A	01/02/10
DIVA10_WM/09	A	SECTION AA'	01/02/10
DIVA10_WM/10	A	SECTION BB'	01/02/10
DIVA10_WM/11	A	SECTION CC'	01/02/10
DIVA10_WM/12	A	SECTION DD'	01/02/10
DIVA10_WM/13	A	COLUMN PLAN DETAIL	01/02/10
DIVA10_WM/14	A	COLUMN ELEVATION DETAIL	01/02/10
DIVA10_WM/15	A	DISPLAY TABLE DETAIL	01/02/10

**STUDIOMKZ**

a.b.n 92 122 314 185

Suite 406, The Cooperage Building
Level 4, 56 Bowman Street Pyrmont NSW 2009tel + 61 2 9566 1244 fax +61 2 9566 1255
www.studiomkz.com.au info@studiomkz.com.au

AMENDMENTS

A	01/02/10	REVISED
---	----------	---------

DRAWN BY

J.K

CHECKED BY

H.L

SITE ADDRESS
DIVATENNANCY 308,
WARRINGAH MALL NSW

DESIGN DOCUMENTATION

DATE
01 FEBRUARY 2010
SCALE
NTS @ A3 UNLESS OTHERWISE STATED
CLIENT
DCK AUSTRALIA P/L

PRELIMINARY

DWG TITLE
COVER SHEET/
LOCATION PLAN

ISSUE

A

DWG #

DIVA10_WM/01

FINISHES SCHEDULE

CODE	DESCRIPTION	SPECIFICATION	LOCATION
P1	WHITE- DULUX WHITE ON WHITE (PCWF8)	FLAT PAINT FINISH	CEILING
P2	WHITE- DULUX WHITE ON WHITE (PCWF8)	SATIN PAINT FINISH	STORAGE WALLS
P3	WHITE- DULUX WHITE ON WHITE (PCWF8)	HIGH GLOSS 2 PAC (POLYURETHANE)	JOINERY/ FRAMES/ MOULDING
P4	PINK- DULUX HIGH KEY PINK PW2D8	SATIN PAINT FINISH	WALLS
P5	PINK- DULUX HIGH KEY PINK PW2D8	SATIN FINISH 2 PAC (POLYURETHANE)	JOINERY
P6	PINK- DULUX LICKEDY LICK P48H8	HIGH GLOSS 2 PAC (POLYURETHANE)	SIGNAGE
P7	PINK- DULUX LICKEDY LICK P48H8	SATIN PAINT FINISH	WALL
AY1	CLEAR ACRYLIC	6mm THICK WITH POLISHED EDGES	WALL BAYS AND GONDOLAS
AY2	OPAL WHITE ACRYLIC	6mm THICK WITH POLISHED EDGES	WALL BAY LIGHTING
SS1	STAINLESS STEEL	BRUSHED	SHOPFRONT SKIRTING
A1	MILL FINISH ALUMINIUM	50mm HIGH MILL FINISH ALUMINIUM	WALL/ JOINERY
CT1	GLASS MOSAIC WALL TILES	TO BE SUPPLIED BY CLIENT	SHOPFRONT WALL FACADE
CT2	600X600mm POLISHED VITRIFIED FLOOR TILES	TTAXO-11 TILE TECHNIQS [0283991288] GREY GROUT- TO COMPLY WITH BCA AND AUSTRALIAN STANDARDS	FLOOR
M1	WHITE MELAMINE	N/A	INTER JOINERY/ SKIRTING
	EXISTING INTER TENANCY WALLS	SET PLASTERBOARD	WALL
	NEW FULL HEIGHT WALLS	SET PLASTERBOARD	WALL

WARRINGAH COUNCIL
 THIS PLAN TO BE READ
 IN CONJUNCTION WITH
 Construction
 Certificate No. **CC290/0093**

STUDIOMKZ

a.b.n 92 122 314 185

Suite 406, The Cooperage Building
 Level 4, 56 Bowman Street Pyrmont NSW 2009

tel + 61 2 9566 1244 fax +61 2 9566 1255
 www.studiomkz.com.au info@studiomkz.com.au

AMENDMENTS

A	01/ 02/ 10	REVISED

DRAWN BY

J.K

CHECKED BY

H.L

DESIGN DOCUMENTATION

DATE
01 FEBRUARY 2010
 SCALE
 NTS @ A3 UNLESS OTHERWISE STATED
 CLIENT
 DCK AUSTRALIA P/L

PRELIMINARY

DWG TITLE
FINISHED SCHEDULE

ISSUE

A

DWG #

DIVA10_WM/02

PROPOSED 25mm THICK LASERCUT CLEAR ACRYLIC DIVA
LETTERS WITH FROSTED EDGING FIXED TO BULKHEAD AS
SPECIFIED TO BE REAR ILLUMINATED. DIVA PINK VINYL CLAD
TO FACE. REFER TO STANDARD DETAILS.

P3 FINISH 33mm X 18mm DECORATIVE MOULDING TO
PARAMETER OF BULKHEAD- TO READ AS ONE ELEMENT.
REFER TO STANDARD DETAILS.

PROPOSED P3 FINISH TO BULKHEAD

P3 FINISH 33mm X 18mm
DECORATIVE MOULDING
TO PARAMETER OF
COLUMN- TO READ AS
ONE ELEMENT

PROPOSED FULL HEIGHT
P3 CLAD TO EXISTING
CENTRE COLUMN

3560 COS

EQ

724

600

EQ

1800
1924

500

PROPOSED 200mm HIGH
SS1 SKIRTING WITH
ROLLED EDGES

SS1

PROPOSED P3 FINISH 600 X 1800mm FRAMED
POSTER BEYOND GLAZING. REFER TO
STANDARD DETAIL

PROPOSED FRAMELESS FULL HEIGHT SHOPFRONT
GLAZING

diva

P3

P4

POLYCARBONATE WIDE BODY CLOSURE SYSTEM

P3 FINISH 33mm X 18mm
DECORATIVE MOULDING
TO PARAMETER OF GLASS
PANEL- TO READ AS ONE
ELEMENT

PROPOSED FULL HEIGHT
GRAPHIC VINYL BACKED
STARFIRE GLASS
ILLUMINATED VERTICAL
LIGHTBOX TO BE
ILLUMINATED ON ALL
THREE SIDES. REFER TO
STANDARD DETAILS.

INTER TENANCY WALL BY
OTHERS

WARRINGAH COUNCIL
THIS PLAN TO BE READ
IN CONJUNCTION WITH
Construction
Certificate No C2010/0093

PROPOSED 200mm HIGH
SS1 SKIRTING WITH
ROLLED EDGES

08

SHOPFRONT A
SCALE 1:20 @ A3

STUDIOMKZ

a.b.n 92 122 314 185

Suite 406, The Cooperage Building
Level 4, 56 Bowman Street Pyrmont NSW 2009

tel + 61 2 9566 1244 fax +61 2 9566 1255
www.studiomkz.com.au info@studiomkz.com.au

AMENDMENTS

A 01/02/10 REVISED

DRAWN BY

J.K

CHECKED BY

H.L

SITE ADDRESS
DIVA

TENNANCY 308,
WARRINGAH MALL NSW

DESIGN DOCUMENTATION

DATE
01 FEBRUARY 2010

SCALE
1:20 @ A3

CLIENT
DCK AUSTRALIA P/L

PRELIMINARY

DWG TITLE
SHOPFRONT A

ISSUE

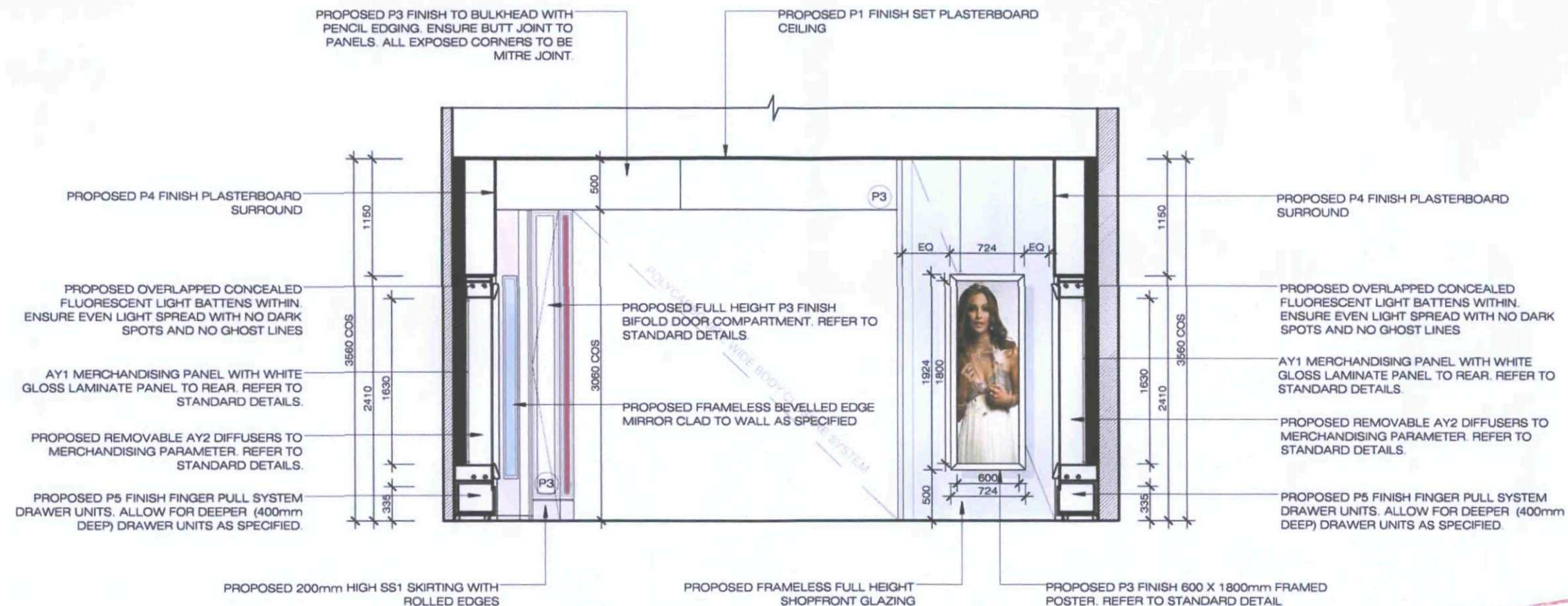
A

DWG #

DIVA10_WM/08



AMENDMENTS			DRAWN BY J.K	CHECKED BY H.L	DESIGN DOCUMENTATION	PRELIMINARY	
A	01/02/10	REVISED	SITE ADDRESS DIVA		DATE 01 FEBRUARY 2010	DWG TITLE SECTION AA'	ISSUE A
			TENNANCY 308, WARRINGAH MALL NSW		SCALE 1:25 @ A3		
					CLIENT DCK AUSTRALIA P/L	DWG #	
						DIVA10 WM/09	

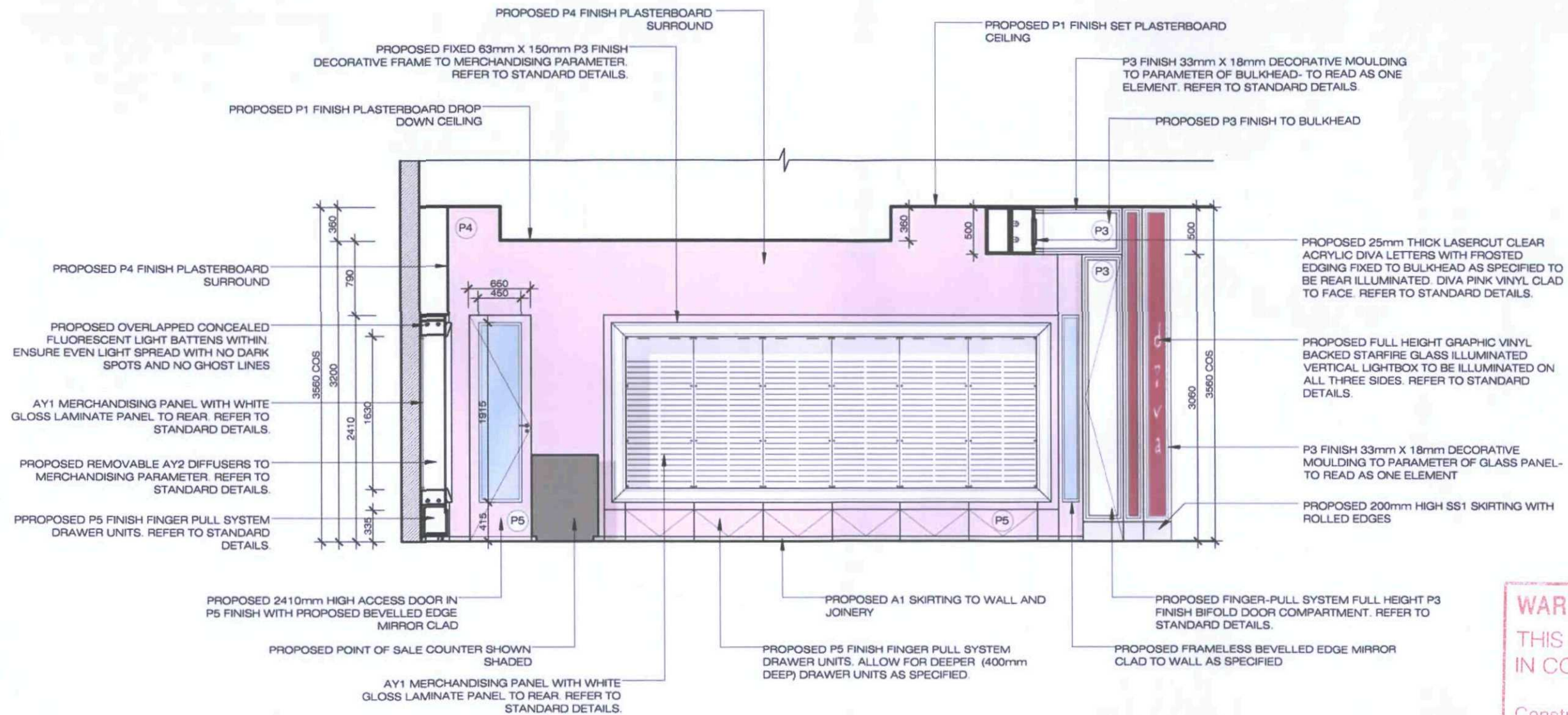


WARRINGAH COUNCIL
 THIS PLAN TO BE READ
 IN CONJUNCTION WITH
 Construction
 Certificate No. 222010/0093

SECTION BB'
 10 SCALE 1:50 @ A3

STUDIOMKZ
 a.b.n 92 122 314 185
 Suite 406, The Cooperage Building
 Level 4, 56 Bowman Street Pyrmont NSW 2009
 tel + 61 2 9566 1244 fax +61 2 9566 1255
 www.studiomkz.com.au info@studiomkz.com.au

AMENDMENTS			DRAWN BY	CHECKED BY	DESIGN DOCUMENTATION		PRELIMINARY	
A	01/02/10	REVISED	J.K	H.L	DATE	01 FEBRUARY 2010	DWG TITLE	SECTION BB'
			SITE ADDRESS		SCALE	1:50 @ A3	ISSUE	A
			TENNANCY 308, WARRINGAH MALL NSW		CLIENT	DCK AUSTRALIA P/L	DWG #	DIVA10_WM/10

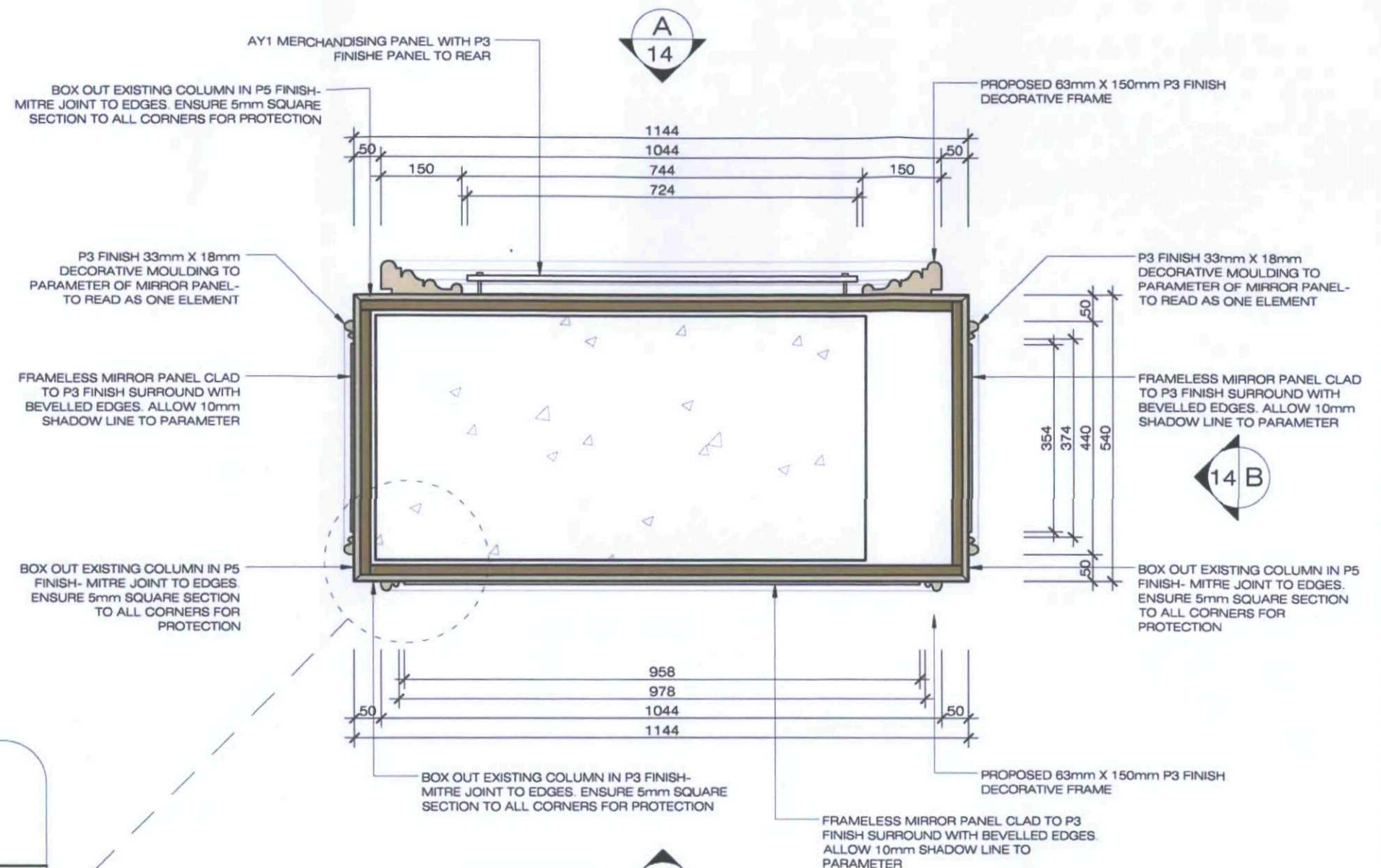


WARRINGAH COUNCIL
 THIS PLAN TO BE READ
 IN CONJUNCTION WITH
 Construction
 Certificate No **CC200/0093**

SECTION CC'
 11 SCALE 1:50 @ A3

STUDIOMKZ
 a.b.n 92 122 314 185
 Suite 406, The Cooperage Building
 Level 4, 56 Bowman Street Pyrmont NSW 2009
 tel + 61 2 9566 1244 fax +61 2 9566 1255
 www.studiomkz.com.au info@studiomkz.com.au

AMENDMENTS			DRAWN BY	CHECKED BY	DESIGN DOCUMENTATION	PRELIMINARY	
A	01/02/10	REVISED	J.K	H.L	DATE 01 FEBRUARY 2010 SCALE 1:50 @ A3 CLIENT DCK AUSTRALIA P/L	DWG TITLE SECTION CC'	ISSUE A
			SITE ADDRESS DIVA TENANCY 308, WARRINGAH MALL NSW			DWG #	DIVA10_WM/11



PLAN SECTION DETAIL
SCALE 1:10 @ A3

WARRINGAH COUNCIL
THIS PLAN TO BE READ
IN CONJUNCTION WITH
Construction
Certificate No CC200/0093

STUDIOMKZ

a b n 92 122 314 185

Suite 406, The Cooperage Building
Level 4, 56 Bowman Street Pyrmont NSW 2009

tel + 61 2 9566 1244 fax +61 2 9566 1255
www.studiomkz.com.au info@studiomkz.com.au

AMENDMENTS

A	01/02/10	REVISED

DRAWN BY

J.K

CHECKED BY

H.L

SITE ADDRESS

DIVA

TENNANCY 308,
WARRINGAH MALL NSW

DESIGN DOCUMENTATION

DATE

01 FEBRUARY 2010

SCALE

1:10 @ A3

CLIENT

DCK AUSTRALIA P/L

PRELIMINARY

DWG TITLE

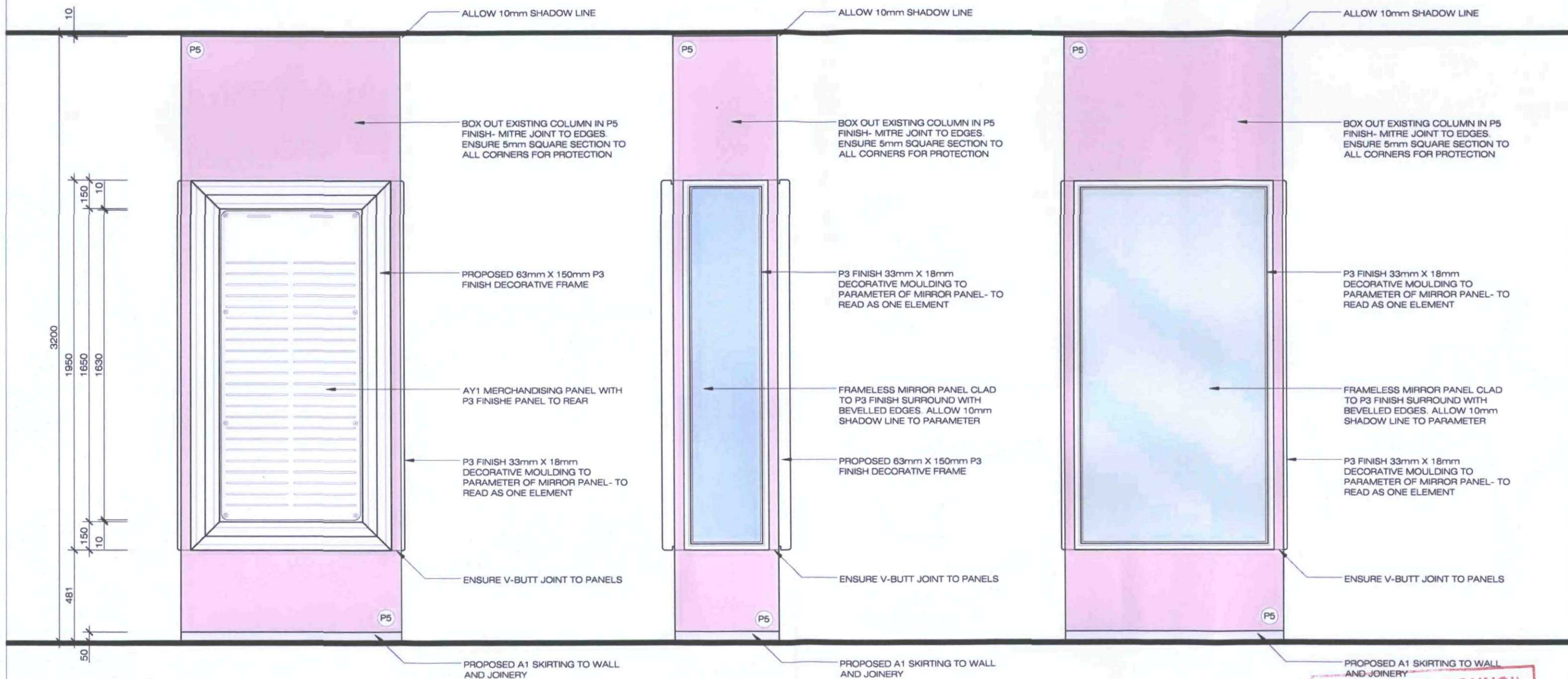
COLUMN PLAN DETAIL

ISSUE

A

DWG #

DIVA10_WM/13



ELEVATION A
 SCALE 1:20 @ A3

ELEVATION B
 SCALE 1:20 @ A3

ELEVATION C
 SCALE 1:20 @ A3

WARRINGAH COUNCIL
 THIS PLAN TO BE READ
 IN CONJUNCTION WITH
 Construction
 Certificate No. CC2010/0093

STUDIOMKZ

a.b.n 92 122 314 185

Suite 406, The Cooperage Building
 Level 4, 56 Bowman Street Pyrmont NSW 2009

tel + 61 2 9566 1244 fax +61 2 9566 1255
 www.studiomkz.com.au info@studiomkz.com.au

AMENDMENTS

A	01/02/10	REVISED
---	----------	---------

DRAWN BY

J.K

CHECKED BY

H.L

SITE ADDRESS
 DIVA

TENNANCY 308,
 WARRINGAH MALL NSW

DESIGN DOCUMENTATION

DATE
 01 FEBRUARY 2010
 SCALE
 1:20 @ A3
 CLIENT
 DCK AUSTRALIA P/L

PRELIMINARY

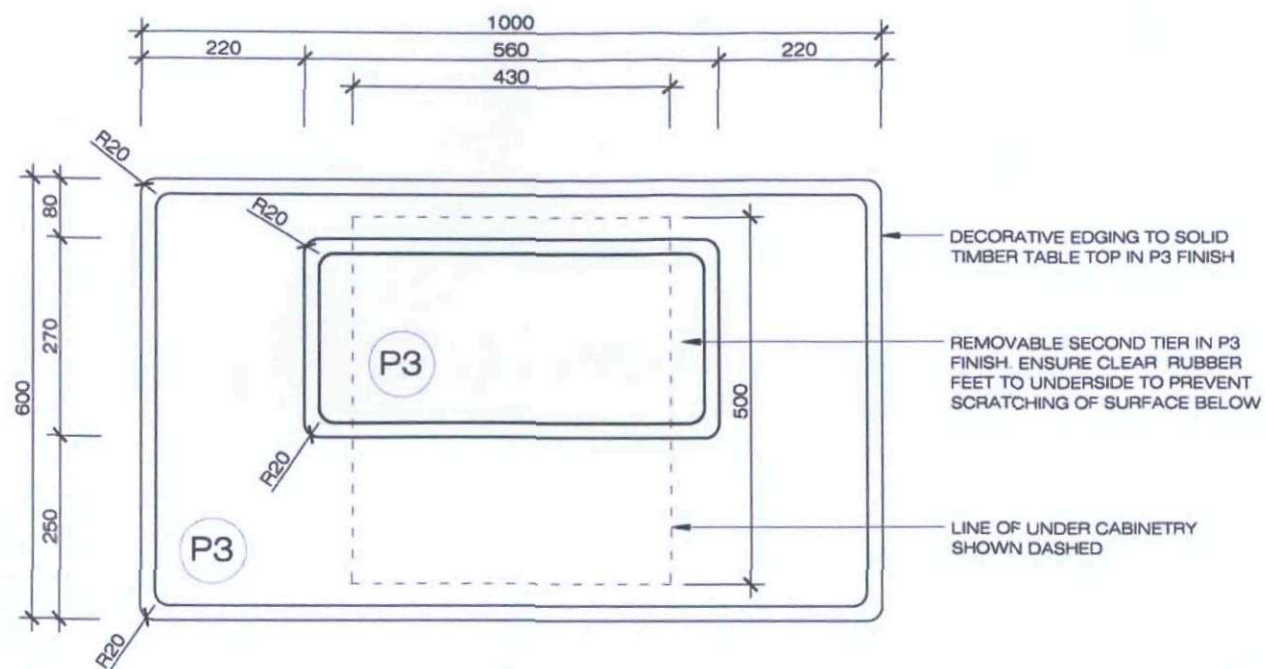
DWG TITLE
 COLUMN ELEVATION DETAIL

DWG #

DIVA10_WM/14

ISSUE

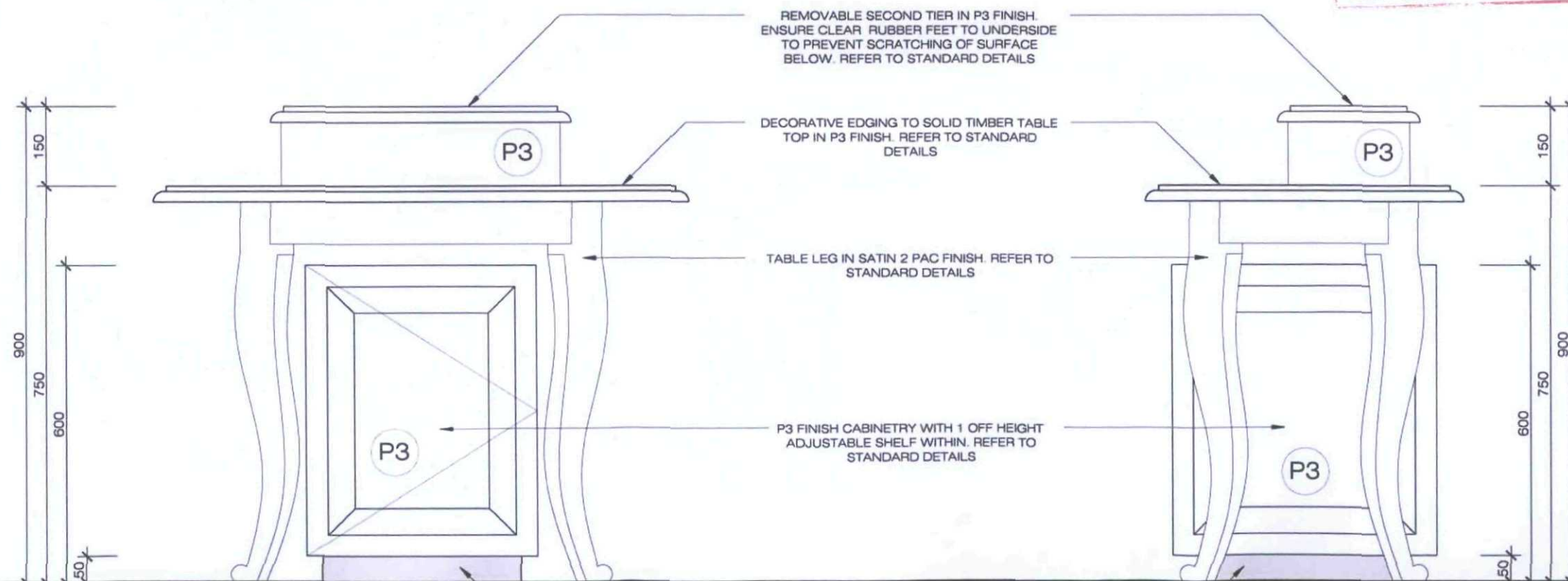
A



15 B

WARRINGAH COUNCIL
THIS PLAN TO BE READ
IN CONJUNCTION WITH
Construction
Certificate No CC2010/0093

15 PLAN SECTION DETAIL
SCALE 1:10 @ A3



15 ELEVATION A
SCALE 1:10 @ A3

15 ELEVATION B
SCALE 1:10 @ A3

STUDIOMKZ

a b n 92 122 314 185

Suite 406, The Cooperage Building
Level 4, 56 Bowman Street Pyrmont NSW 2009

tel + 61 2 9566 1244 fax +61 2 9566 1255
www.studiomkz.com.au info@studiomkz.com.au

AMENDMENTS

A 01/02/10 REVISED

DRAWN BY

J.K

CHECKED BY

H.L

DESIGN DOCUMENTATION

DATE
01 FEBRUARY 2010
SCALE
1:10 @ A3
CLIENT
DCK AUSTRALIA P/L

PRELIMINARY

DWG TITLE
DISPLAY TABLE DETAIL

ISSUE

A

DWG #

DIVA10_WM/15