

WASTE GENERATION - CONSTRUCTION STAGE

ALL CONSTRUCTION AND WASTE MATERIALS TO BE STORED DESIGNATED AREAS NOMINATED DURING CONSTRUCTION STAGE.

ALL DEMOLITION AND EXCAVATION MATERIALS TO BE COLLECTED WEEKLY FROM SITE DURING DEMOLITION/EXCAVATION STAGE.

WATER AND SEDIMENT CONTROL MEASURES

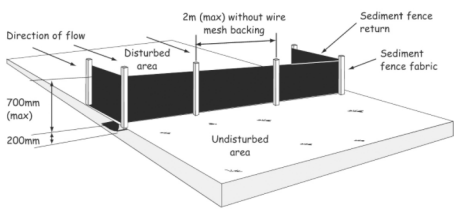
1. PRE-EXISTING SITE ACCESS POINTS ARE RETAINED DURING CONSTRUCTION. SITE ACCESS POINTS ARE STABILISED WITH GEO-TEXTILE FABRIC AND BLUE METAL. A VEHICLE GRID ENSURES MINIMAL SOIL PARTICLES ARE REMOVED FROM THE SITE.
2. GEO-TEXTILE SEDIMENT FENCES ARE LOCATED ALONG THE LOWER SITE BOUNDARIES TO PREVENT RUNOFF.
3. KERBSIDE DRAINS ARE PROTECTED WITH GRAVEL SAUSAGES.
4. MATERIAL STOCKPILES ARE COVERED AND LOCATED WITHIN SEDIMENT FENCES.
5. EXCAVATED MATERIAL IS PLACED UPSLOPE OF SERVICE TRENCHES. TRENCHES ARE FILLED AND COMPACTED IMMEDIATELY AFTER INSTALLATION OF SERVICES.
6. PAVED AREAS AND FOOTPATHS ARE SWEEPED DAILY AND SEDIMENT IS COLLECTED.
7. EROSION AND SEDIMENT CONTROLS ARE TO BE CHECKED DAILY AND REPAIRED WHEN NECESSARY.

LEGEND

	MATERIALS STOCKPILE AREA DURING CONSTRUCTION PHASE		SEDIMENT FENCING AS PER EPA AND COUNCIL REQUIREMENTS
	WASTE STOCK PILE AREA DURING CONSTRUCTION PHASE		1.8m (H) TEMPORARY SITE FENCE INCLUDING GATE DURING CONSTRUCTION PHASE - NO REQUIRED
			EXISTING BUILDING FOR DEMOLITION SHOWN DASHED RED CONSTRUCTION/ EXCAVATION.

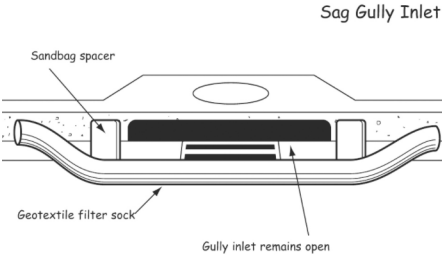
01 SITE PLAN

1:200

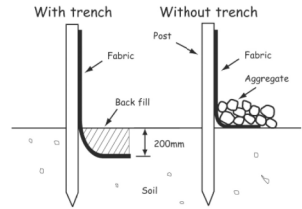


Typical sediment fence installation

TYPICAL SEDIMENT FENCE DETAIL - N.T.S



TYPICAL SEDIMENT FENCE DETAIL - N.T.S



TYPICAL DRAIN MANAGEMENT DETAIL - N.T.S

02 SEDIMENT CONTROL DETAILS

N.T.S

