

# DA SUBMISSION // Proposed Dwelling

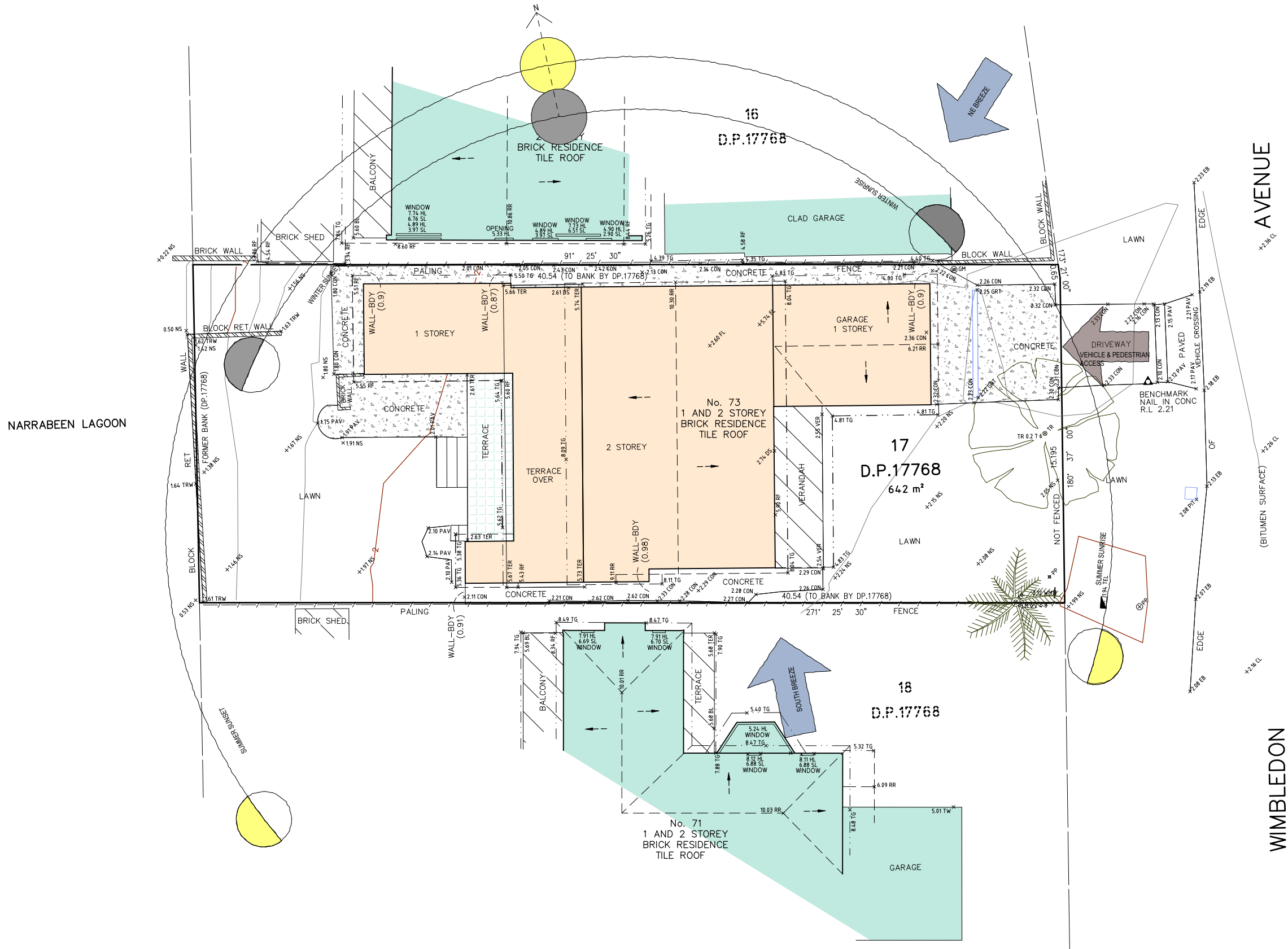
Monday, 24 October 2022

APPLICANT: **PETER & JACKIE LOVEDAY**  
**73 Wimbledon Avenue North Narrabeen NSW 2101**  
**Lot 17 Sec DP 17768**

DRAWING No.	DESCRIPTION	REV
DEVELOPMENT APPLICATION (stage 2)		
DA01	EXISTING SITE ANALYSIS	03
DA02	EXISTING SITE PHOTOS	03
DA03	EXISTING GROUND FLOOR PLAN	03
DA04	EXISTING FIRST FLOOR PLAN	03
DA05	EXISTING ROOF PLAN	03
DA06	EXISTING NORTH & SOUTH ELEVATIONS	03
DA07	EXISTING EAST & WEST ELEVATIONS	03
DA08	DEMOLITION PLANS	03
DA09	PROPOSED SITE PLAN	03
DA10	PROPOSED GROUND FLOOR PLAN	03
DA11	PROPOSED FIRST FLOOR PLAN	03
DA12	PROPOSED ROOF PLAN	03
DA13	PROPOSED NORTH & SOUTH ELEVATIONS	03
DA14	PROPOSED EAST & WEST ELEVATIONS	03
DA15	PROPOSED SECTIONS	03
DA16	EXTERNAL DOOR & SKYLIGHT SCHEDULES	03
DA17	PROPOSED WINDOW SCHEDULES	03
DA18	3D VIEWS	03
DA19	EXTERNAL FINISHES SCHEDULE	03
DA20	SHADOW DIAGRAMS PLAN - SUMMER SOLTICE	03
DA21	SHADOW DIAGRAMS PLAN - WINTER SOLTICE	03



2 SKETCH PERSPECTIVE



ARCHITECT

UNIT 23/28-34 ROSEBERRY STREET  
BALGOWLAH NSW AUSTRALIA 2093  
Ph: 02 9976 5449  
www.archisoul.com.au

NOTES

COPYRIGHT - ARCHISOUL ARCHITECTS PTY LTD  
COPYRIGHT - ARCHITECTS ACT - 2003 NSW

DO NOT SCALE FROM DRAWINGS. THE BUILDER SHALL CHECK AND  
VERIFY ALL DIMENSIONS AND LEVELS ON SITE PRIOR TO  
MANUFACTURE & INSTALLATION. ALL ERRORS AND OMISSIONS TO  
BE CONFIRMED WITH THE ARCHITECT. DRAWINGS ARE TO BE READ  
IN CONJUNCTION WITH THE PREPARED WRITTEN SPECIFICATION &  
SCHEDULES & REQUIRED SHOP DRAWINGS. ALL WORK IN  
ACCORDANCE WITH RELEVANT AUSTRALIAN STANDARDS.

REV	DATE	DESCRIPTION
01	30/9/22	STAGE 2 -DEVELOPMENT APPLICATION
02	30/9/22	REVISED DA SET
03	24/10/22	REVISED DA SET

PROJECT DETAILS

Drawn | Checked **RR - JG**  
Plot Date: **24/10/22**  
Project Status **DA SUBMISSION**  
Client: **PETER & JACKIE LOVEDAY**  
Project: **2110**

DRAWING TITLE :  
**EXISTING SITE ANALYSIS**  
PROJECT NAME :  
**73 WIMBLEDON AVENUE,  
NORTH NARRABEEN**

REVISION NO.  
**03**  
DRAWING NO.  
**DA01**

N  
SCALE:  
1:200 @ A3





EXISTING EAST FACADE & DRIVEWAY



EXISTING EAST FACADE & ENTRANCE



EXISTING EAST FACADE, ENTRANCE & FIRST FLOOR



EXISTING WEST FACADE, PATIO & FIRST FLOOR BALCONY



EXISTING WEST FACADE

ARCHITECT

UNIT 23/28-34 ROSEBERRY STREET  
BALGOWLAH NSW AUSTRALIA 2093  
Ph: 02 9976 5449  
www.archisoul.com.au

NOTES

COPYRIGHT - ARCHISOUL ARCHITECTS PTY LTD  
COPYRIGHT - ARCHITECTS ACT - 2003 NSW

DO NOT SCALE FROM DRAWINGS. THE BUILDER SHALL CHECK AND  
VERIFY ALL DIMENSIONS AND LEVELS ON SITE PRIOR TO  
MANUFACTURE & INSTALLATION. ALL ERRORS AND OMISSIONS TO  
BE CONFIRMED WITH THE ARCHITECT. DRAWINGS ARE TO BE READ  
IN CONJUNCTION WITH THE PREPARED WRITTEN SPECIFICATION &  
SCHEDULES & REQUIRED SHOP DRAWINGS. ALL WORK IN  
ACCORDANCE WITH RELEVANT AUSTRALIAN STANDARDS.

REV	DATE	DESCRIPTION
01	30/9/22	STAGE 2 -DEVELOPMENT APPLICATION
02	30/9/22	REVISED DA SET
03	24/10/22	REVISED DA SET

PROJECT DETAILS

Drawn | Checked **RR - JG**  
Plot Date: **24/10/22**  
Project Status **DA SUBMISSION**  
Client: **PETER & JACKIE LOVEDAY**  
Project: **2110**

DRAWING TITLE :  
**EXISTING SITE PHOTOS**

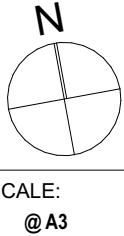
PROJECT NAME :  
**73 WIMBLEDON AVENUE,  
NORTH NARRABEEN**

REVISION NO.

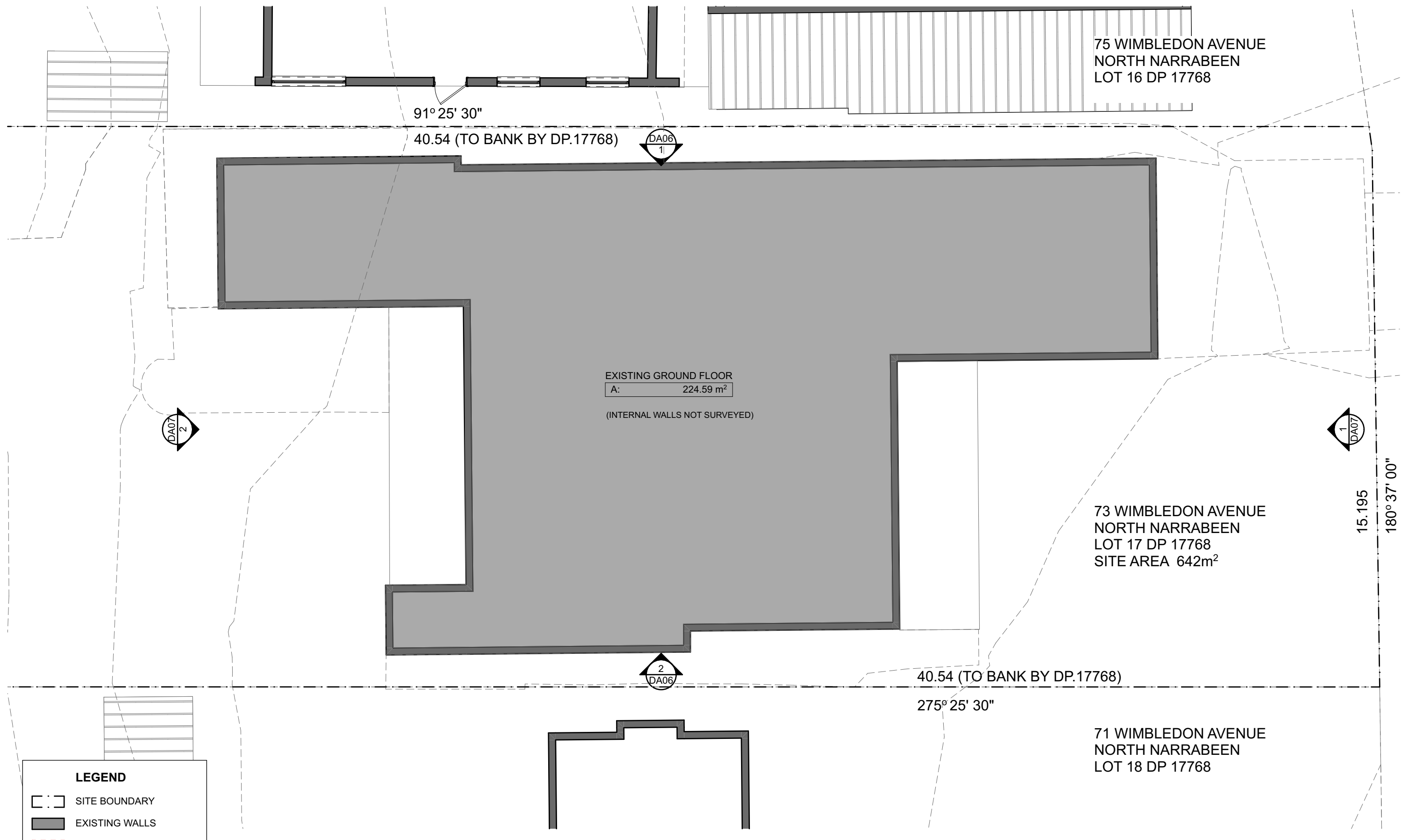
**03**

DRAWING NO.

**DA02**







ARCHITECT

UNIT 23/28-34 ROSEBERRY STREET  
BALGOWLAH NSW AUSTRALIA 2093  
Ph: 02 9976 5449  
www.archisoul.com.au

NOTES

COPYRIGHT - ARCHISOUL ARCHITECTS PTY LTD  
COPYRIGHT - ARCHITECTS ACT - 2003 NSW

DO NOT SCALE FROM DRAWINGS. THE BUILDER SHALL CHECK AND VERIFY ALL DIMENSIONS AND LEVELS ON SITE PRIOR TO MANUFACTURE & INSTALLATION. ALL ERRORS AND OMISSIONS TO BE CONFIRMED WITH THE ARCHITECT. DRAWINGS ARE TO BE READ IN CONJUNCTION WITH THE PREPARED WRITTEN SPECIFICATION & SCHEDULES & REQUIRED SHOP DRAWINGS. ALL WORK IN ACCORDANCE WITH RELEVANT AUSTRALIAN STANDARDS.

REV	DATE	DESCRIPTION
01	30/9/22	STAGE 2 -DEVELOPMENT APPLICATION
02	30/9/22	REVISED DA SET
03	24/10/22	REVISED DA SET

PROJECT DETAILS

Drawn | Checked **RR - JG**

Plot Date: **24/10/22**

Project Status **DA SUBMISSION**

Client: **PETER & JACKIE LOVEDAY**

Project: **2110**

DRAWING TITLE :

**EXISTING GROUND FLOOR PLAN**

PROJECT NAME :

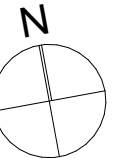
**73 WIMBLEDON AVENUE, NORTH NARRABEEN**

REVISION NO.

**03**

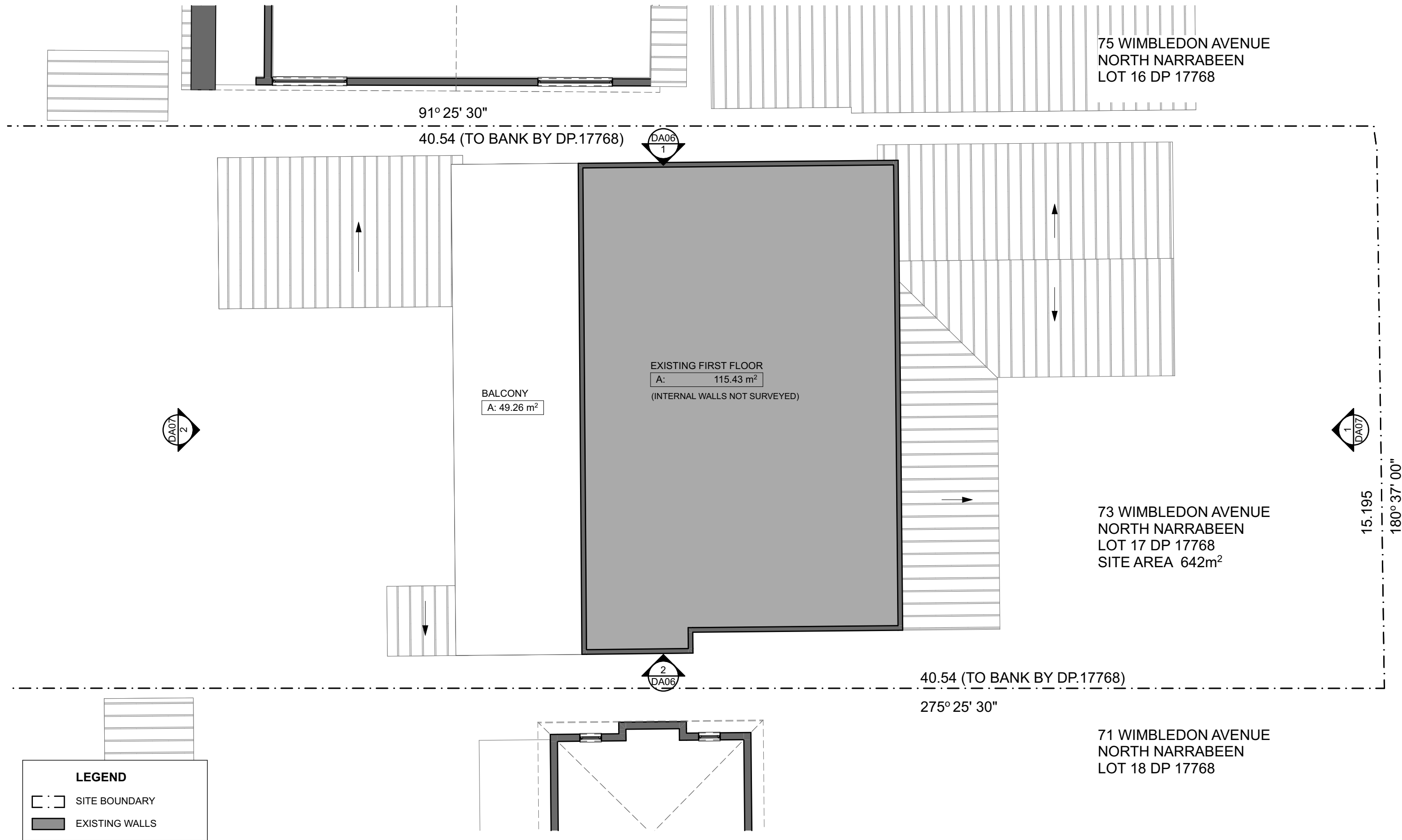
DRAWING NO.

**DA03**



SCALE:  
1:100 @ A3





LEGEND

SITE BOUNDARY

EXISTING WALLS

ARCHITECT

UNIT 23/28-34 ROSEBERRY STREET  
BALGOWLAH NSW AUSTRALIA 2093  
Ph: 02 9976 5449  
www.archisoul.com.au

NOTES

COPYRIGHT - ARCHISOUL ARCHITECTS PTY LTD  
COPYRIGHT - ARCHITECTS ACT - 2003 NSW

DO NOT SCALE FROM DRAWINGS. THE BUILDER SHALL CHECK AND VERIFY ALL DIMENSIONS AND LEVELS ON SITE PRIOR TO MANUFACTURE & INSTALLATION. ALL ERRORS AND OMISSIONS TO BE CONFIRMED WITH THE ARCHITECT. DRAWINGS ARE TO BE READ IN CONJUNCTION WITH THE PREPARED WRITTEN SPECIFICATION & SCHEDULES & REQUIRED SHOP DRAWINGS. ALL WORK IN ACCORDANCE WITH RELEVANT AUSTRALIAN STANDARDS.

REV	DATE	DESCRIPTION
01	30/9/22	STAGE 2 -DEVELOPMENT APPLICATION
02	30/9/22	REVISED DA SET
03	24/10/22	REVISED DA SET

PROJECT DETAILS

Drawn | Checked

RR - JG

Plot Date:

24/10/22

Project Status

DA SUBMISSION

Client:

PETER & JACKIE LOVEDAY

Project:

2110

DRAWING TITLE :

EXISTING FIRST FLOOR PLAN

DRAWING NO.

DA04

PROJECT NAME :

73 WIMBLEDON AVENUE,  
NORTH NARRABEEN

REVISION NO.

03

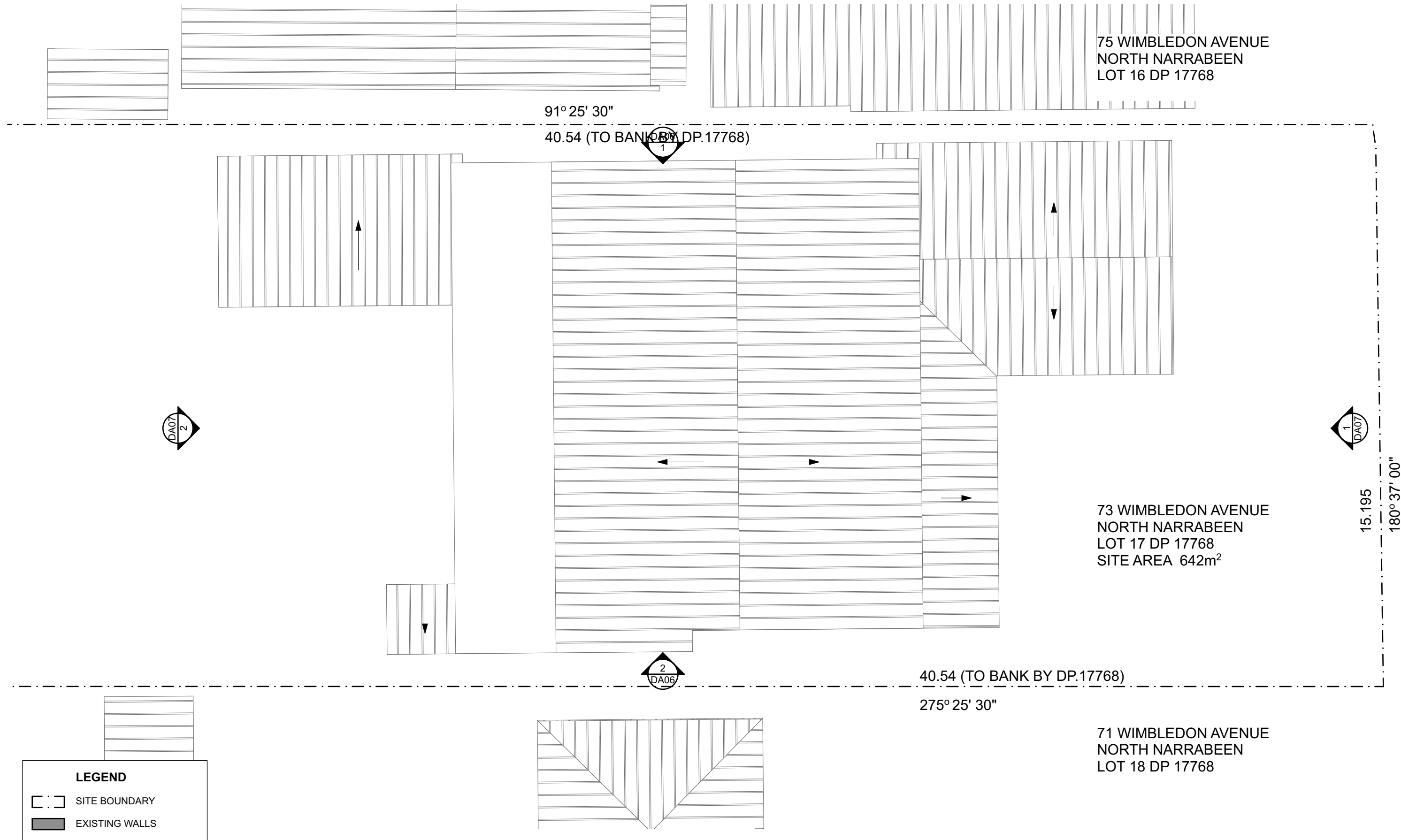
DRAWING NO.

DA04

SCALE:

1:100 @ A3

N



ARCHITECT

UNIT 23/28-34 ROSEBERRY STREET  
BALGOWLAH NSW AUSTRALIA 2093  
Ph: 02 9976 5449  
www.archisoul.com.au

NOTES

COPYRIGHT - ARCHISOUL ARCHITECTS PTY LTD  
COPYRIGHT - ARCHITECTS ACT - 2003 NSW

DO NOT SCALE FROM DRAWINGS. THE BUILDER SHALL CHECK AND VERIFY ALL DIMENSIONS AND LEVELS ON SITE PRIOR TO MANUFACTURE & INSTALLATION. ALL ERRORS AND OMISSIONS TO BE CONFIRMED WITH THE ARCHITECT. DRAWINGS ARE TO BE READ IN CONJUNCTION WITH THE PREPARED WRITTEN SPECIFICATION & SCHEDULES & REQUIRED SHOP DRAWINGS. ALL WORK IN ACCORDANCE WITH RELEVANT AUSTRALIAN STANDARDS.

REV	DATE	DESCRIPTION
01	30/9/22	STAGE 2 -DEVELOPMENT APPLICATION
02	30/9/22	REVISED DA SET
03	24/10/22	REVISED DA SET

PROJECT DETAILS

Drawn | Checked **RR - JG**

Plot Date: **24/10/22**

Project Status **DA SUBMISSION**

Client: **PETER & JACKIE LOVEDAY**

Project: **2110**

DRAWING TITLE :

EXISTING ROOF PLAN

PROJECT NAME :

73 WIMBLEDON AVENUE,  
NORTH NARRABEEN

REVISION NO.

03

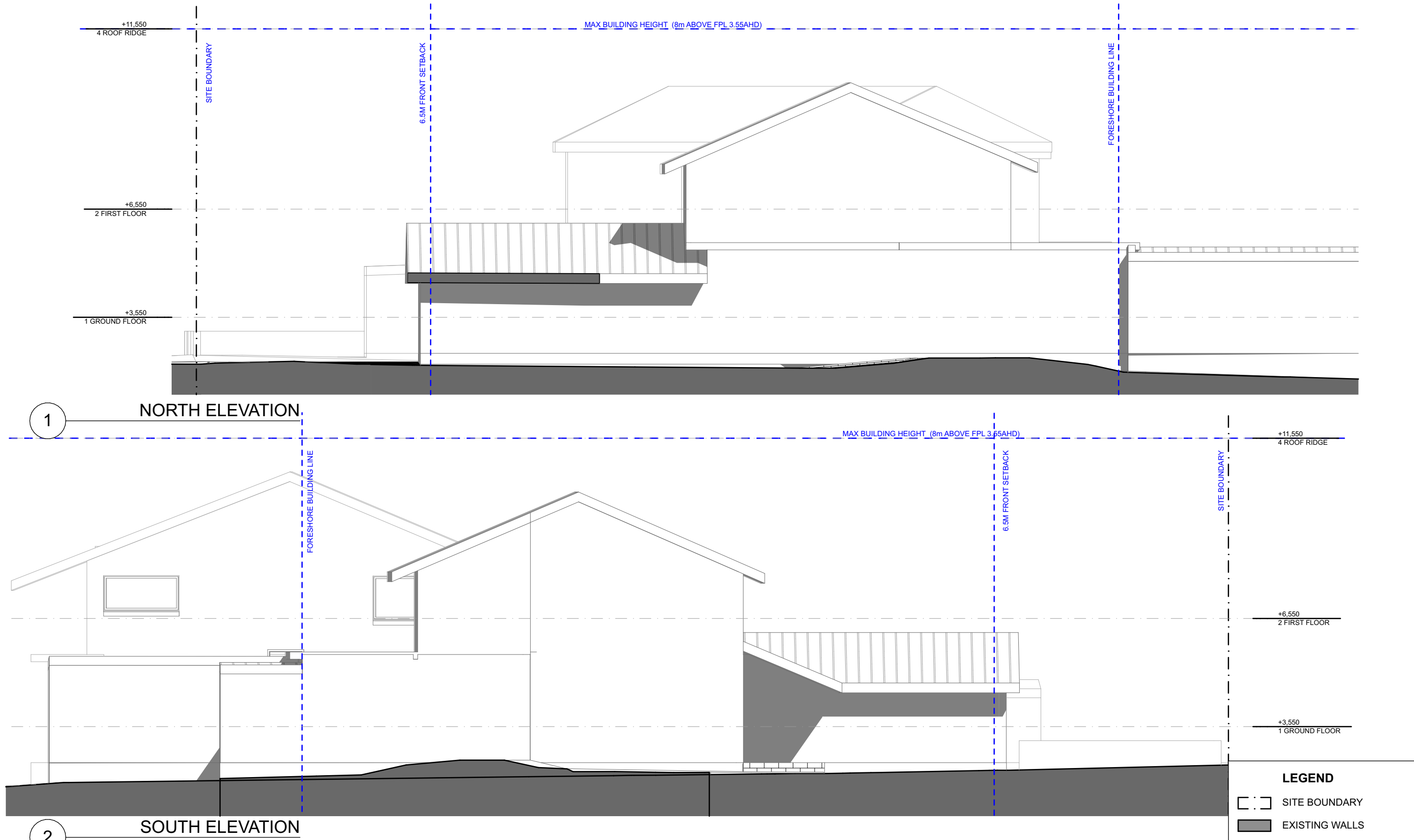
DRAWING NO.

DA05

N

SCALE:  
1:100 @ A3





ARCHITECT

UNIT 23/28-34 ROSEBERRY STREET  
BALGOWLAH NSW AUSTRALIA 2093  
Ph: 02 9976 5449  
www.archisoul.com.au

NOTES

COPYRIGHT - ARCHISOUL ARCHITECTS PTY LTD  
COPYRIGHT - ARCHITECTS ACT - 2003 NSW

DO NOT SCALE FROM DRAWINGS. THE BUILDER SHALL CHECK AND VERIFY ALL DIMENSIONS AND LEVELS ON SITE PRIOR TO MANUFACTURE & INSTALLATION. ALL ERRORS AND OMISSIONS TO BE CONFIRMED WITH THE ARCHITECT. DRAWINGS ARE TO BE READ IN CONJUNCTION WITH THE PREPARED WRITTEN SPECIFICATION & SCHEDULES & REQUIRED SHOP DRAWINGS. ALL WORK IN ACCORDANCE WITH RELEVANT AUSTRALIAN STANDARDS.

REV	DATE	DESCRIPTION
01	30/9/22	STAGE 2 -DEVELOPMENT APPLICATION
02	30/9/22	REVISED DA SET
03	24/10/22	REVISED DA SET

PROJECT DETAILS

Drawn | Checked **RR - JG**  
Plot Date: **24/10/22**  
Project Status **DA SUBMISSION**  
Client: **PETER & JACKIE LOVEDAY**  
Project: **2110**

DRAWING TITLE :

**EXISTING NORTH & SOUTH ELEVATIONS**

PROJECT NAME :

**73 WIMBLEDON AVENUE,  
NORTH NARRABEEN**

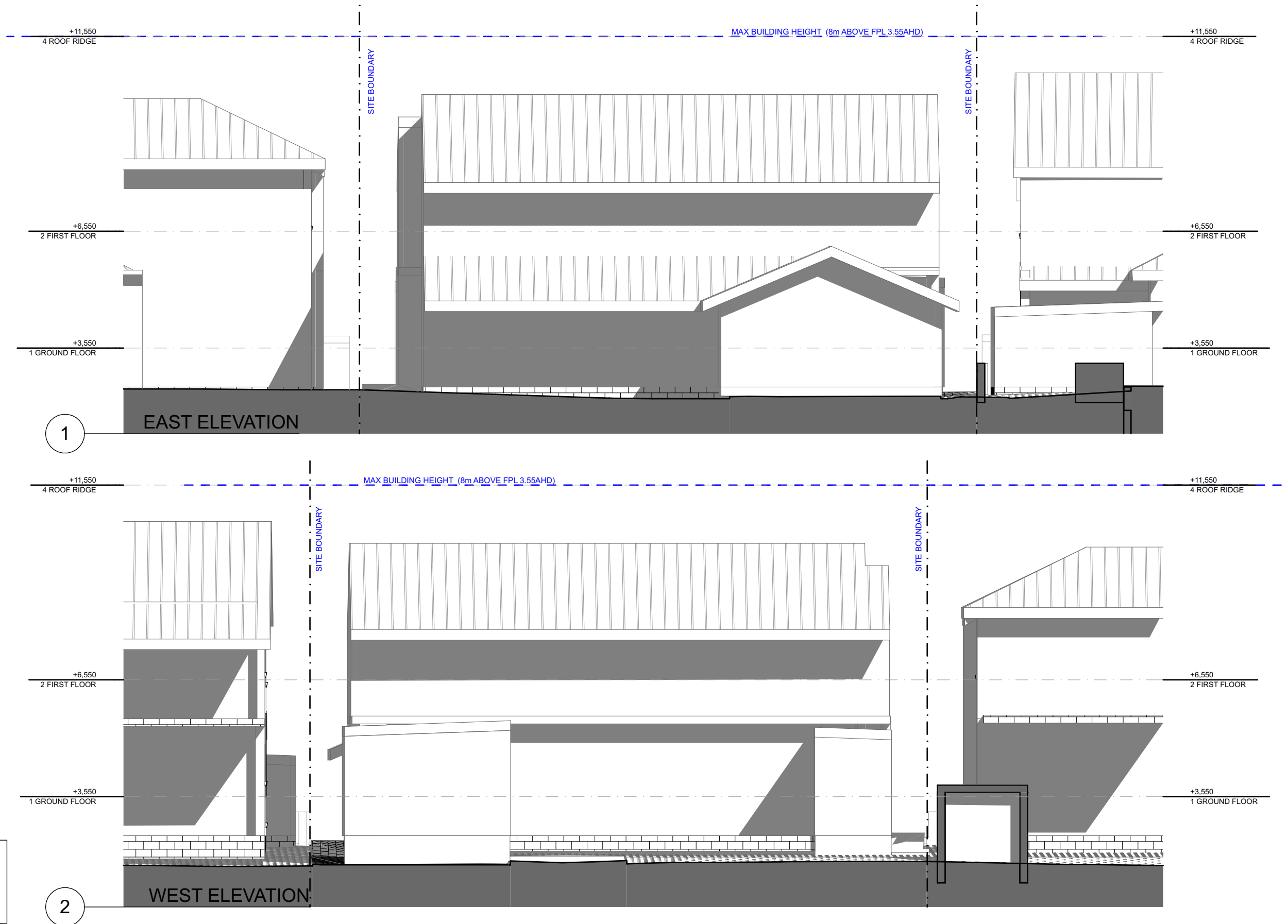
REVISION NO.

**03**

DRAWING NO.

**DA06**

SCALE:  
1:100 @ A3



ARCHITECT

UNIT 23/28-34 ROSEBERRY STREET  
BALGOWLAH NSW AUSTRALIA 2093  
Ph: 02 9976 5449  
www.archisoul.com.au

NOTES

COPYRIGHT - ARCHISOUL ARCHITECTS PTY LTD  
COPYRIGHT - ARCHITECTS ACT - 2003 NSW

DO NOT SCALE FROM DRAWINGS. THE BUILDER SHALL CHECK AND VERIFY ALL DIMENSIONS AND LEVELS ON SITE PRIOR TO MANUFACTURE & INSTALLATION. ALL ERRORS AND OMISSIONS TO BE CONFIRMED WITH THE ARCHITECT. DRAWINGS ARE TO BE READ IN CONJUNCTION WITH THE PREPARED WRITTEN SPECIFICATION & SCHEDULES & REQUIRED SHOP DRAWINGS. ALL WORK IN ACCORDANCE WITH RELEVANT AUSTRALIAN STANDARDS.

REV	DATE	DESCRIPTION
01	30/9/22	STAGE 2 -DEVELOPMENT APPLICATION
02	30/9/22	REVISED DA SET
03	24/10/22	REVISED DA SET

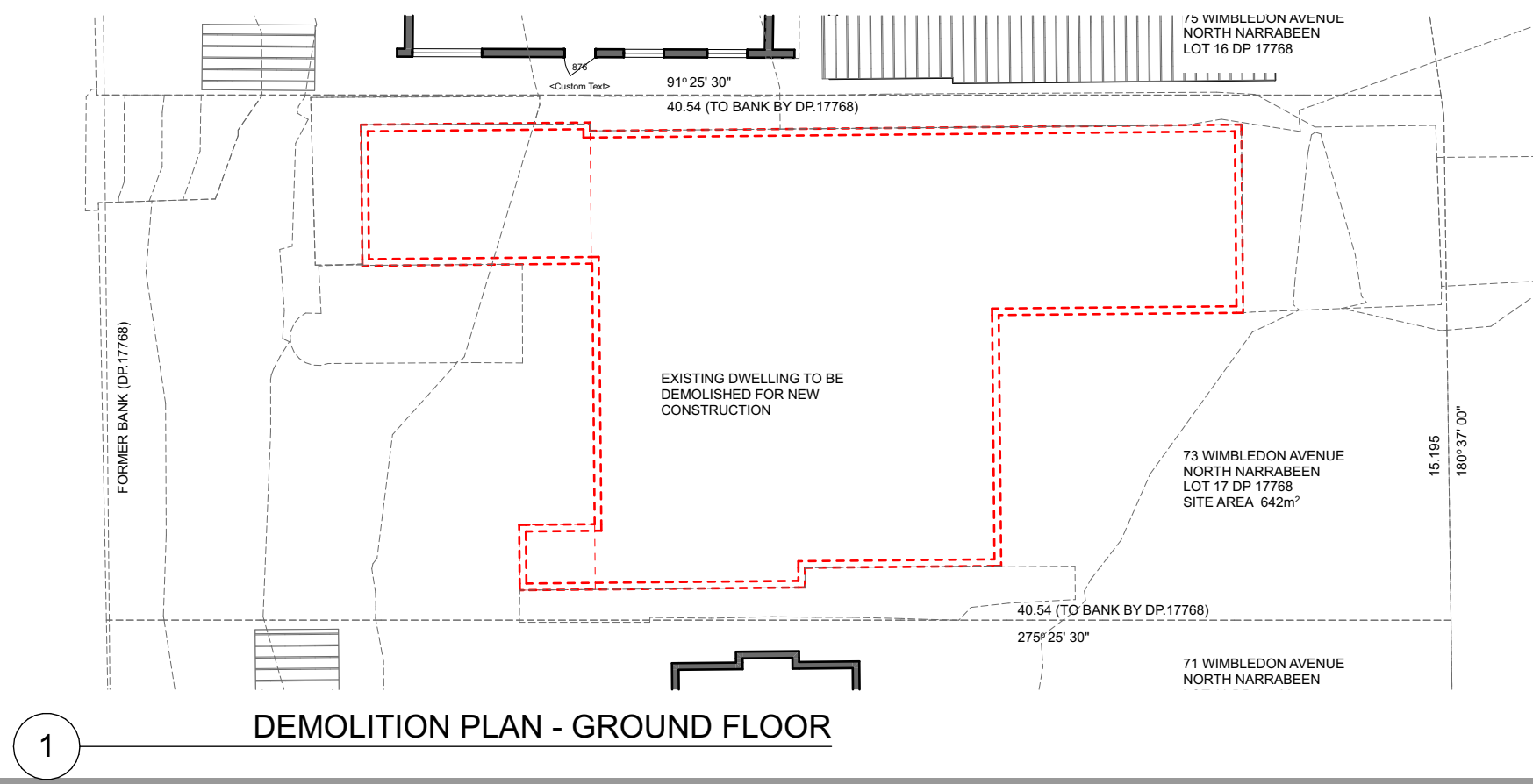
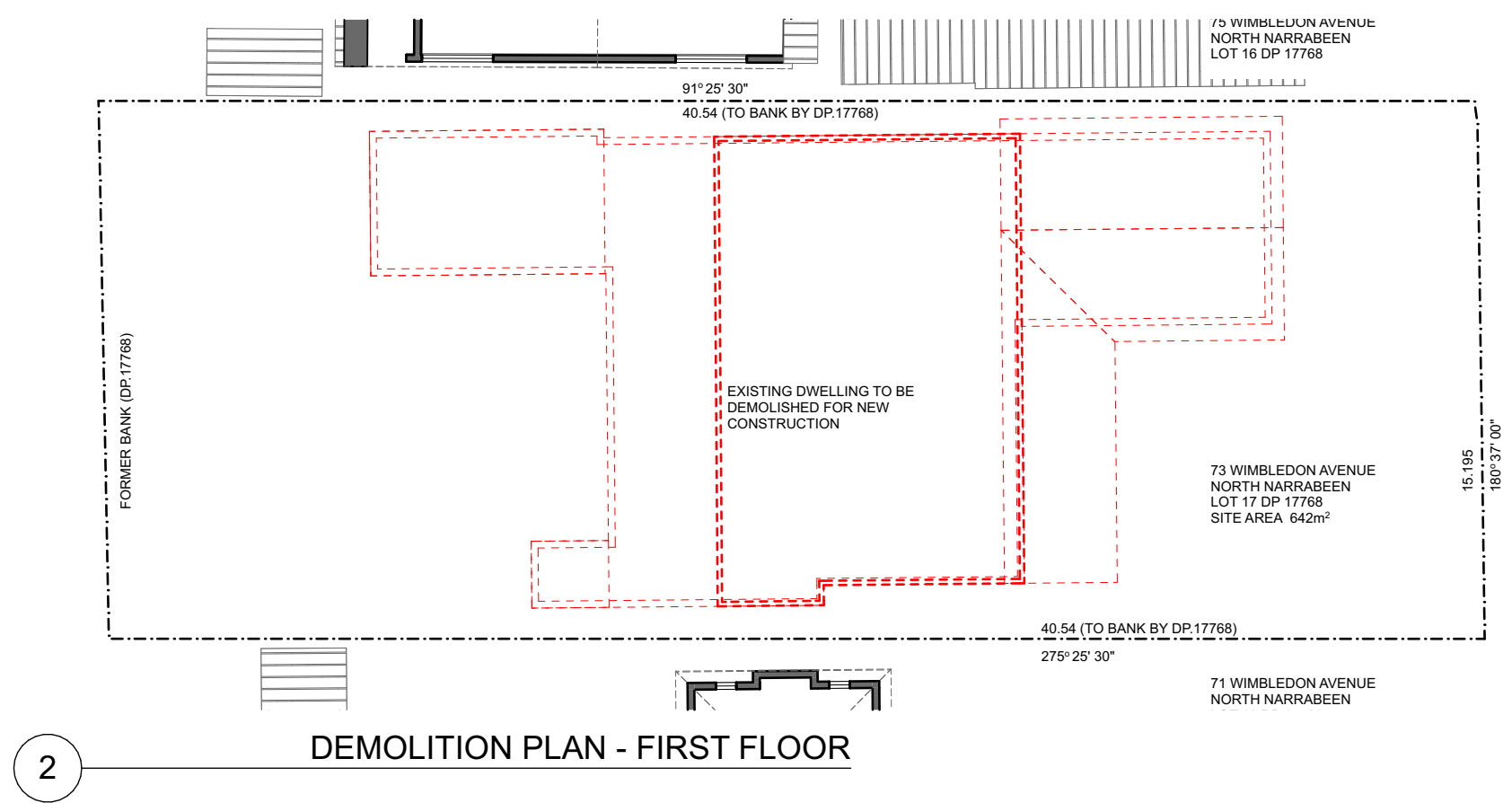
PROJECT DETAILS

Drawn | Checked **RR - JG**  
Plot Date: **24/10/22**  
Project Status **DA SUBMISSION**  
Client: **PETER & JACKIE LOVEDAY**  
Project: **2110**

DRAWING TITLE :  
**EXISTING EAST & WEST ELEVATIONS**  
PROJECT NAME :  
**73 WIMBLEDON AVENUE, NORTH NARRABEEN**

REVISION NO.  
**03**  
DRAWING NO.  
**DA07**  
SCALE:  
**1:100 @ A3**





LEGEND

SITE BOUNDARY

EXISTING WALLS

DEMOLISHED

ARCHITECT

UNIT 23/28-34 ROSEBERRY STREET  
BALGOWLAH NSW AUSTRALIA 2093  
Ph: 02 9976 5449  
www.archisoul.com.au

NOTES

COPYRIGHT - ARCHISOUL ARCHITECTS PTY LTD  
COPYRIGHT - ARCHITECTS ACT - 2003 NSW

DO NOT SCALE FROM DRAWINGS. THE BUILDER SHALL CHECK AND VERIFY ALL DIMENSIONS AND LEVELS ON SITE PRIOR TO MANUFACTURE & INSTALLATION. ALL ERRORS AND OMISSIONS TO BE CONFIRMED WITH THE ARCHITECT. DRAWINGS ARE TO BE READ IN CONJUNCTION WITH THE PREPARED WRITTEN SPECIFICATION & SCHEDULES & REQUIRED SHOP DRAWINGS. ALL WORK IN ACCORDANCE WITH RELEVANT AUSTRALIAN STANDARDS.

REV	DATE	DESCRIPTION
01	30/9/22	STAGE 2 -DEVELOPMENT APPLICATION
02	30/9/22	REVISED DA SET
03	24/10/22	REVISED DA SET

PROJECT DETAILS

Drawn | Checked **RR - JG**

Plot Date: **24/10/22**

Project Status **DA SUBMISSION**

Client: **PETER & JACKIE LOVEDAY**

Project: **2110**

DRAWING TITLE :

**DEMOLITION PLANS**

PROJECT NAME :

**73 WIMBLEDON AVENUE,  
NORTH NARRABEEN**

REVISION NO.

**03**

DRAWING NO.

**DA08**

N

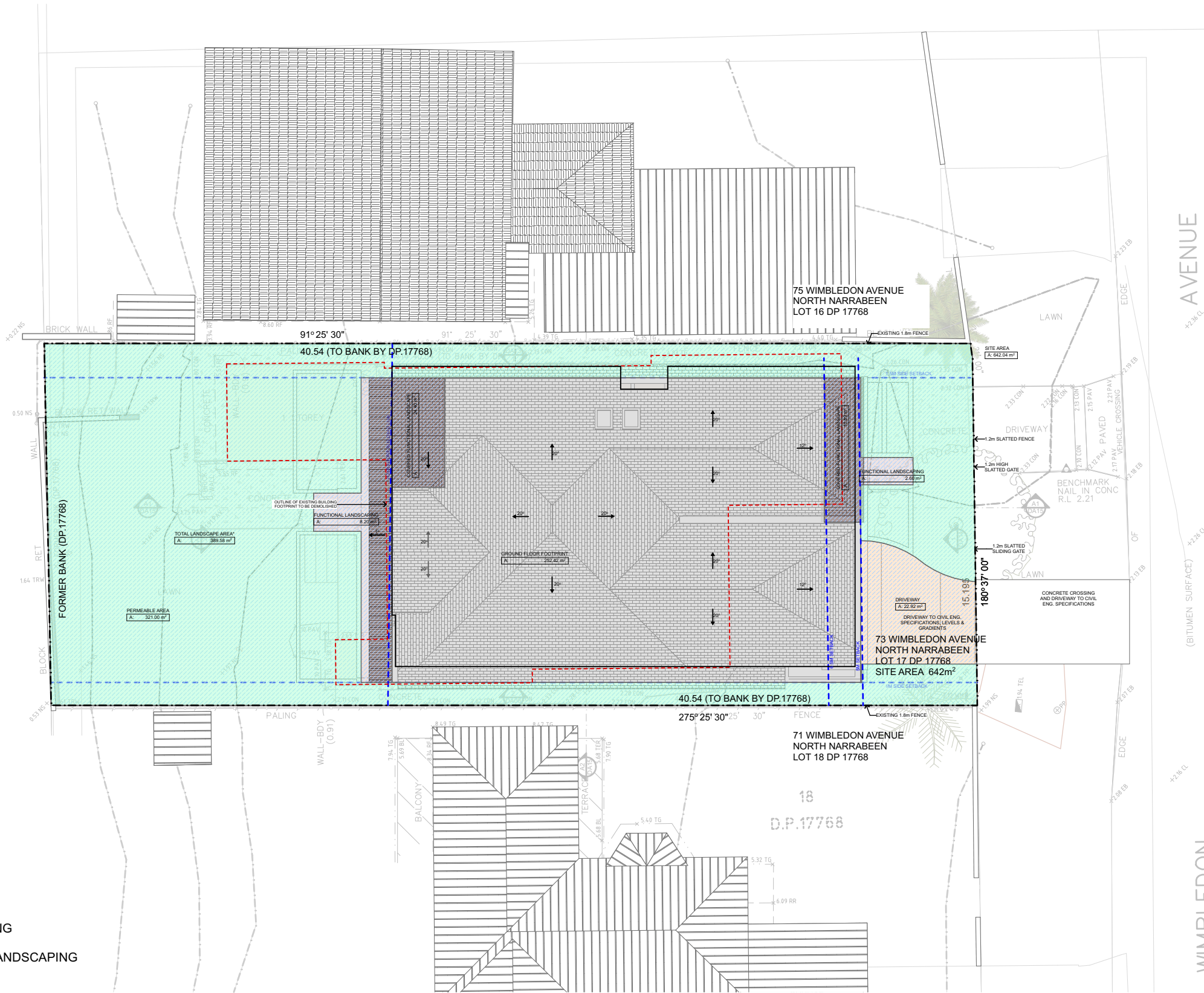
SCALE:  
1:200 @ A3



NARRABEEN LAGOON

ZONE LEGEND

- SITE BOUNDARY
- DEMOLISHED
- TOTAL LANDSCAPE AREA\*
- PERMEABLE AREA
- POOL WATER AREA
- FUNCTIONAL LANDSCAPING
- COVERED FUNCTIONAL LANDSCAPING
- DRIVEWAY



SITE ANALYSIS (Site Area 642m2)		
LEVEL	FLOOR AREA (m2)	
GROUND FLOOR FOOTPRINT	252.4	
TOTAL LANDSCAPE AREA*	389.6	(60.7%)

\* Includes Driveway, pool, deck and terraces

Soft Landscape	321m <sup>2</sup>	(50%)
Functional landscape (decking, terrace & steps)	46.1m <sup>2</sup>	(7.2%)
Driveway	22.9m <sup>2</sup>	(3.5%)

ARCHITECT

UNIT 23/28-34 ROSEBERRY STREET  
BALGOWLAH NSW AUSTRALIA 2093  
Ph: 02 9976 5449  
www.archisoul.com.au

NOTES

COPYRIGHT - ARCHISOUL ARCHITECTS PTY LTD  
COPYRIGHT - ARCHITECTS ACT - 2003 NSW

DO NOT SCALE FROM DRAWINGS. THE BUILDER SHALL CHECK AND VERIFY ALL DIMENSIONS AND LEVELS ON SITE PRIOR TO MANUFACTURE & INSTALLATION. ALL ERRORS AND OMISSIONS TO BE CONFIRMED WITH THE ARCHITECT. DRAWINGS ARE TO BE READ IN CONJUNCTION WITH THE PREPARED WRITTEN SPECIFICATION & SCHEDULES & REQUIRED SHOP DRAWINGS. ALL WORK IN ACCORDANCE WITH RELEVANT AUSTRALIAN STANDARDS.

REV	DATE	DESCRIPTION
01	30/9/22	STAGE 2 -DEVELOPMENT APPLICATION
02	30/9/22	REVISED DA SET
03	24/10/22	REVISED DA SET

PROJECT DETAILS

Drawn | Checked **RR - JG**  
Plot Date: **24/10/22**  
Project Status **DA SUBMISSION**  
Client: **PETER & JACKIE LOVEDAY**  
Project: **2110**

DRAWING TITLE :

PROPOSED SITE PLAN

PROJECT NAME :

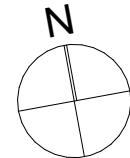
**73 WIMBLEDON AVENUE,  
NORTH NARRABEEN**

REVISION NO.

**03**

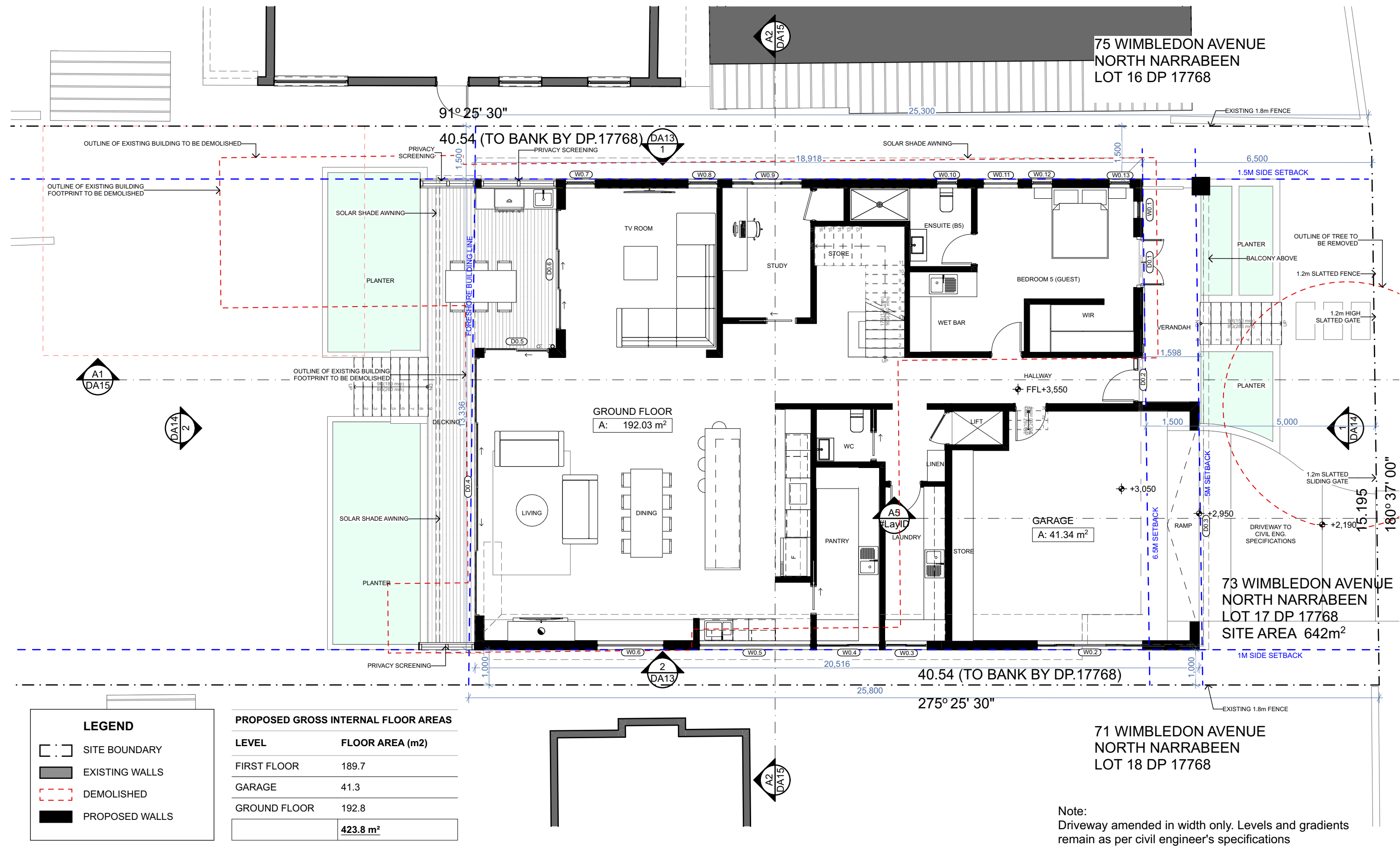
DRAWING NO.

**DA09**



SCALE:  
1:200 @ A3





Note:  
Driveway amended in width only. Levels and gradients  
remain as per civil engineer's specifications

ARCHITECT

UNIT 23/28-34 ROSEBERRY STREET  
BALGOWLAH NSW AUSTRALIA 2093  
Ph: 02 9976 5449  
www.archisoul.com.au

NOTES

COPYRIGHT - ARCHISOUL ARCHITECTS PTY LTD  
COPYRIGHT - ARCHITECTS ACT - 2003 NSW

DO NOT SCALE FROM DRAWINGS. THE BUILDER SHALL CHECK AND  
VERIFY ALL DIMENSIONS AND LEVELS ON SITE PRIOR TO  
MANUFACTURE & INSTALLATION. ALL ERRORS AND OMISSIONS TO  
BE CONFIRMED WITH THE ARCHITECT. DRAWINGS ARE TO BE READ  
IN CONJUNCTION WITH THE PREPARED WRITTEN SPECIFICATION &  
SCHEDULES & REQUIRED SHOP DRAWINGS. ALL WORK IN  
ACCORDANCE WITH RELEVANT AUSTRALIAN STANDARDS.

REV	DATE	DESCRIPTION
01	30/9/22	STAGE 2 - DEVELOPMENT APPLICATION
02	30/9/22	REVISED DA SET
03	24/10/22	REVISED DA SET

PROJECT DETAILS

Drawn | Checked **RR - JG**  
Plot Date: **24/10/22**  
Project Status **DA SUBMISSION**  
Client: **PETER & JACKIE LOVEDAY**  
Project: **2110**

DRAWING TITLE :

**PROPOSED GROUND  
FLOOR PLAN**

PROJECT NAME :

**73 WIMBLEDON AVENUE,  
NORTH NARRABEEN**

REVISION NO.

**03**

DRAWING NO.

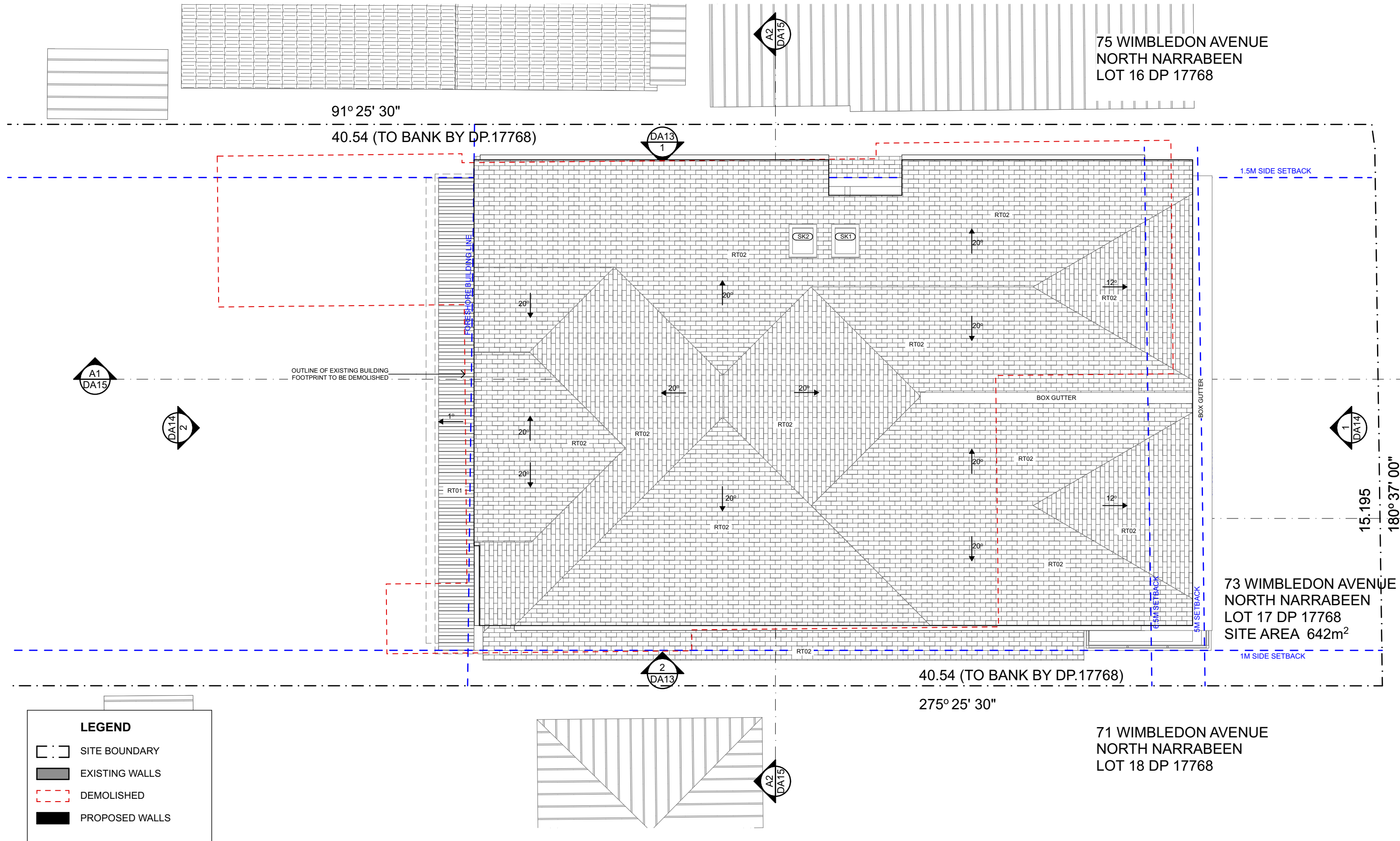
**DA10**



SCALE:  
1:100 @ A3







ARCHITECT

UNIT 23/28-34 ROSEBERRY STREET  
BALGOWLAH NSW AUSTRALIA 2093  
Ph: 02 9976 5449  
www.archisoul.com.au

NOTES

COPYRIGHT - ARCHISOUL ARCHITECTS PTY LTD  
COPYRIGHT - ARCHITECTS ACT - 2003 NSW

DO NOT SCALE FROM DRAWINGS. THE BUILDER SHALL CHECK AND VERIFY ALL DIMENSIONS AND LEVELS ON SITE PRIOR TO MANUFACTURE & INSTALLATION. ALL ERRORS AND OMISSIONS TO BE CONFIRMED WITH THE ARCHITECT. DRAWINGS ARE TO BE READ IN CONJUNCTION WITH THE PREPARED WRITTEN SPECIFICATION & SCHEDULES & REQUIRED SHOP DRAWINGS. ALL WORK IN ACCORDANCE WITH RELEVANT AUSTRALIAN STANDARDS.

REV	DATE	DESCRIPTION
01	30/9/22	STAGE 2 -DEVELOPMENT APPLICATION
02	30/9/22	REVISED DA SET
03	24/10/22	REVISED DA SET

PROJECT DETAILS

Drawn | Checked **RR - JG**  
Plot Date: **24/10/22**  
Project Status **DA SUBMISSION**  
Client: **PETER & JACKIE LOVEDAY**  
Project: **2110**

DRAWING TITLE :

**PROPOSED ROOF PLAN**

PROJECT NAME :

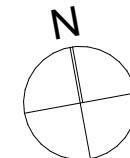
**73 WIMBLEDON AVENUE,  
NORTH NARRABEEN**

REVISION NO.

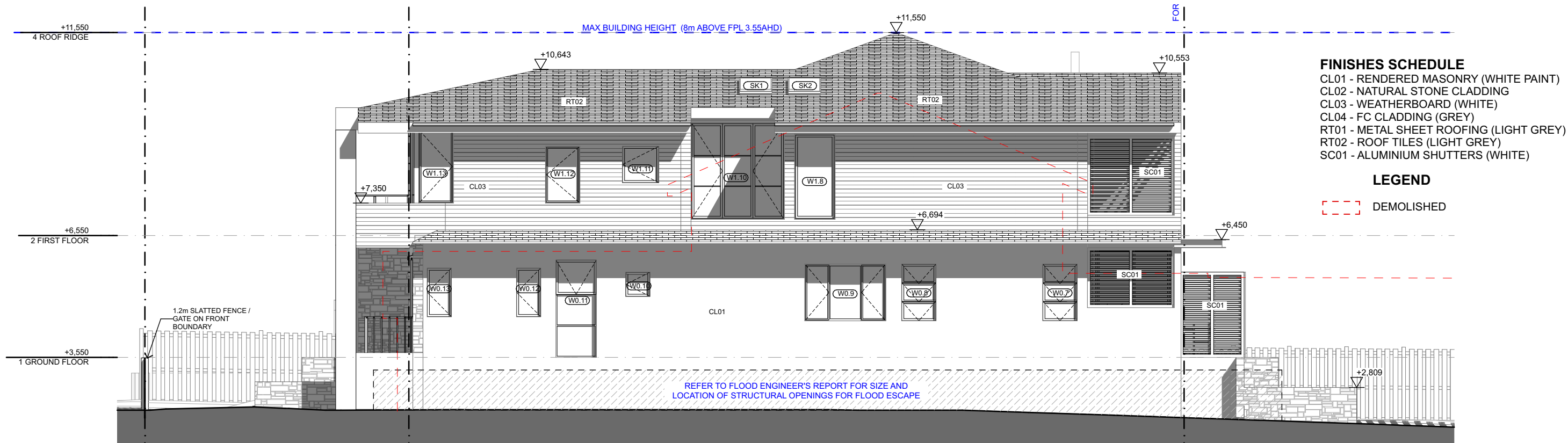
**03**

DRAWING NO.

**DA12**



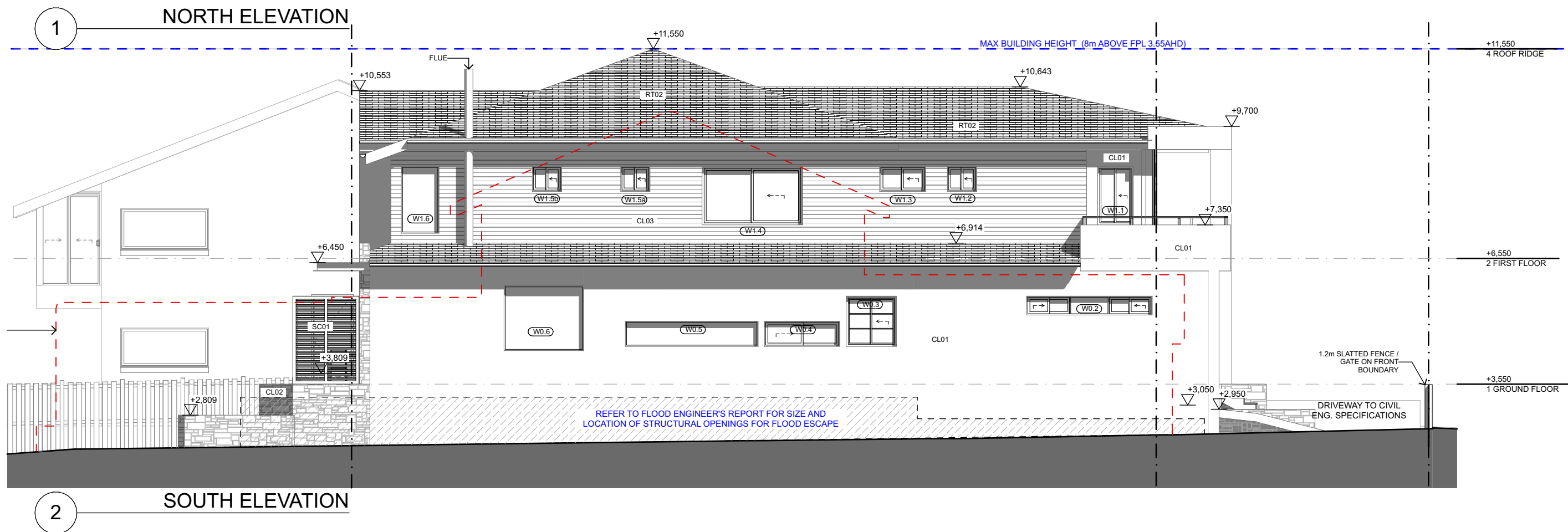
SCALE:  
1:100 @ A3



FINISHES SCHEDULE	
CL01	RENDERED MASONRY (WHITE PAINT)
CL02	NATURAL STONE CLADDING
CL03	WEATHERBOARD (WHITE)
CL04	FC CLADDING (GREY)
RT01	METAL SHEET ROOFING (LIGHT GREY)
RT02	ROOF TILES (LIGHT GREY)
SC01	ALUMINIUM SHUTTERS (WHITE)

#### LEGEND

  DEMOLISHED



ARCHITECT

UNIT 23/28-34 ROSEBERRY STREET  
BALGOWLAH NSW AUSTRALIA 2093  
Ph: 02 9976 5449  
www.archisoul.com.au

#### NOTES

COPYRIGHT - ARCHISOUL ARCHITECTS PTY LTD  
COPYRIGHT - ARCHITECTS ACT - 2003 NSW

DO NOT SCALE FROM DRAWINGS. THE BUILDER SHALL CHECK AND VERIFY ALL DIMENSIONS AND LEVELS ON SITE PRIOR TO MANUFACTURE & INSTALLATION. ALL ERRORS AND OMISSIONS TO BE CONFIRMED WITH THE ARCHITECT. DRAWINGS ARE TO BE READ IN CONJUNCTION WITH THE PREPARED WRITTEN SPECIFICATION & SCHEDULES & REQUIRED SHOP DRAWINGS. ALL WORK IN ACCORDANCE WITH RELEVANT AUSTRALIAN STANDARDS.

REV	DATE	DESCRIPTION
01	30/9/22	STAGE 2 - DEVELOPMENT APPLICATION
02	30/9/22	REVISED DA SET
03	24/10/22	REVISED DA SET

#### PROJECT DETAILS

Drawn | Checked **RR - JG**  
Plot Date: **24/10/22**  
Project Status **DA SUBMISSION**  
Client: **PETER & JACKIE LOVEDAY**  
Project: **2110**

#### DRAWING TITLE :

**PROPOSED NORTH & SOUTH ELEVATIONS**

#### PROJECT NAME :

**73 WIMBLEDON AVENUE,  
NORTH NARRABEEN**

#### REVISION NO.

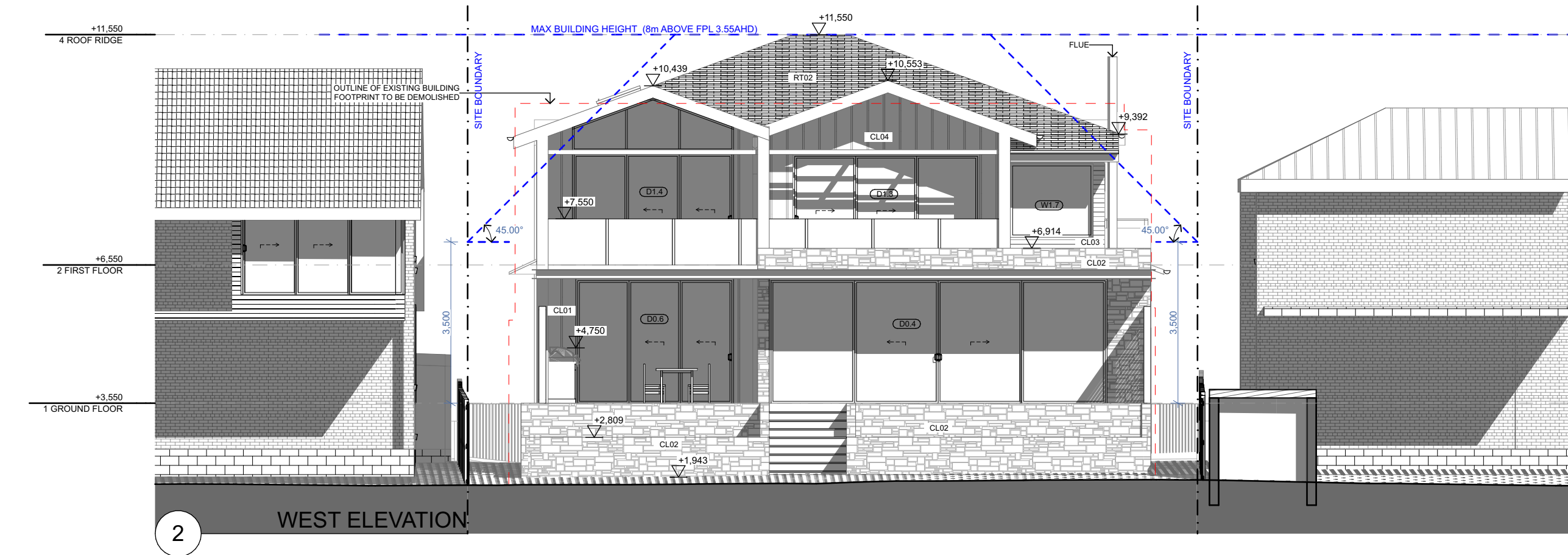
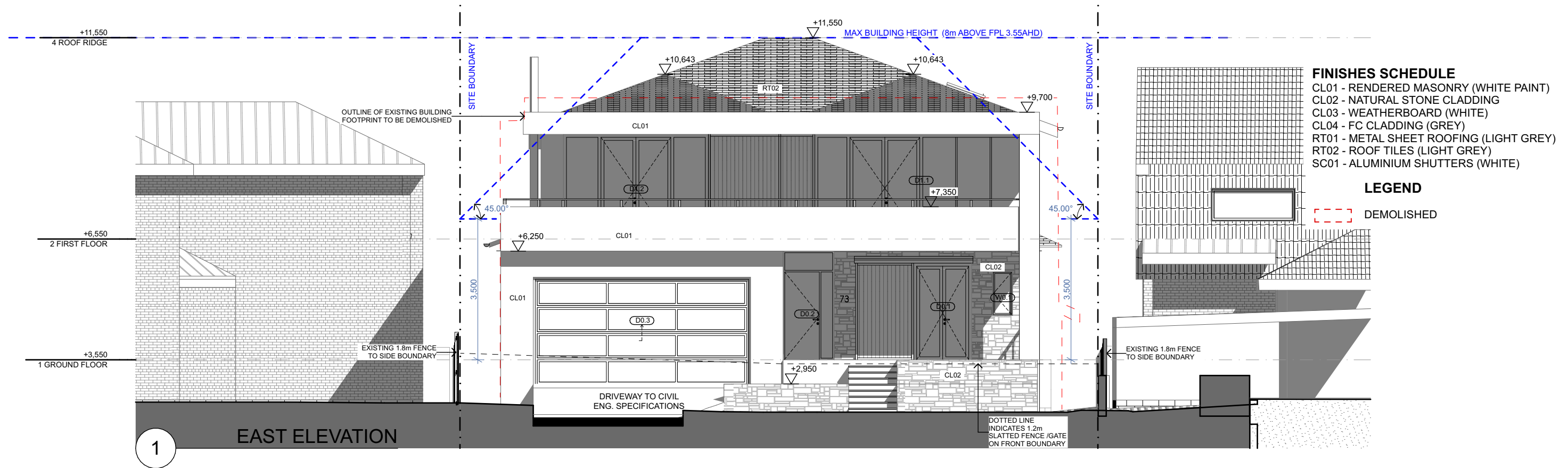
**03**

#### DRAWING NO.

**DA13**

SCALE:  
1:100 @ A3





ARCHITECT

UNIT 23/28-34 ROSEBERRY STREET  
BALGOWLAH NSW AUSTRALIA 2093  
Ph: 02 9976 5449  
www.archisoul.com.au

NOTES

COPYRIGHT - ARCHISOUL ARCHITECTS PTY LTD  
COPYRIGHT - ARCHITECTS ACT - 2003 NSW

DO NOT SCALE FROM DRAWINGS. THE BUILDER SHALL CHECK AND  
VERIFY ALL DIMENSIONS AND LEVELS ON SITE PRIOR TO  
MANUFACTURE & INSTALLATION. ALL ERRORS AND OMISSIONS TO  
BE CONFIRMED WITH THE ARCHITECT. DRAWINGS ARE TO BE READ  
IN CONJUNCTION WITH THE PREPARED WRITTEN SPECIFICATION &  
SCHEDULES & REQUIRED SHOP DRAWINGS. ALL WORK IN  
ACCORDANCE WITH RELEVANT AUSTRALIAN STANDARDS.

REV	DATE	DESCRIPTION
01	30/9/22	STAGE 2 - DEVELOPMENT APPLICATION
02	30/9/22	REVISED DA SET
03	24/10/22	REVISED DA SET

PROJECT DETAILS

Drawn | Checked **RR - JG**  
Plot Date: **24/10/22**  
Project Status **DA SUBMISSION**  
Client: **PETER & JACKIE LOVEDAY**  
Project: **2110**

DRAWING TITLE :

**PROPOSED EAST & WEST  
ELEVATIONS**

PROJECT NAME :

**73 WIMBLEDON AVENUE,  
NORTH NARRABEEN**

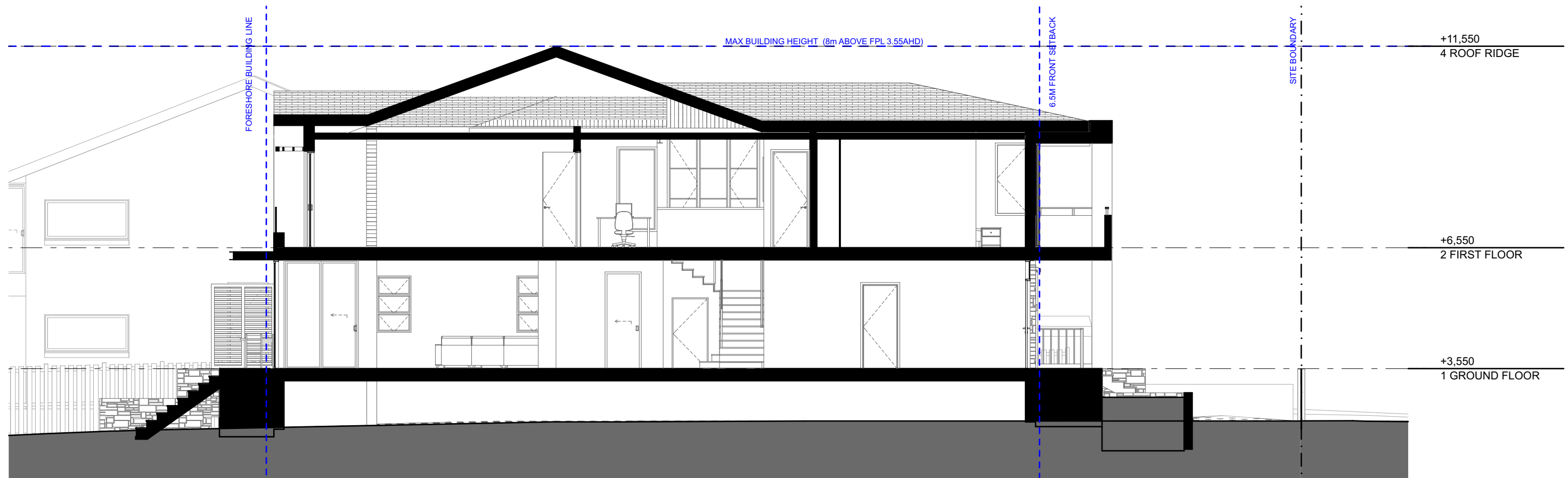
REVISION NO.

**03**

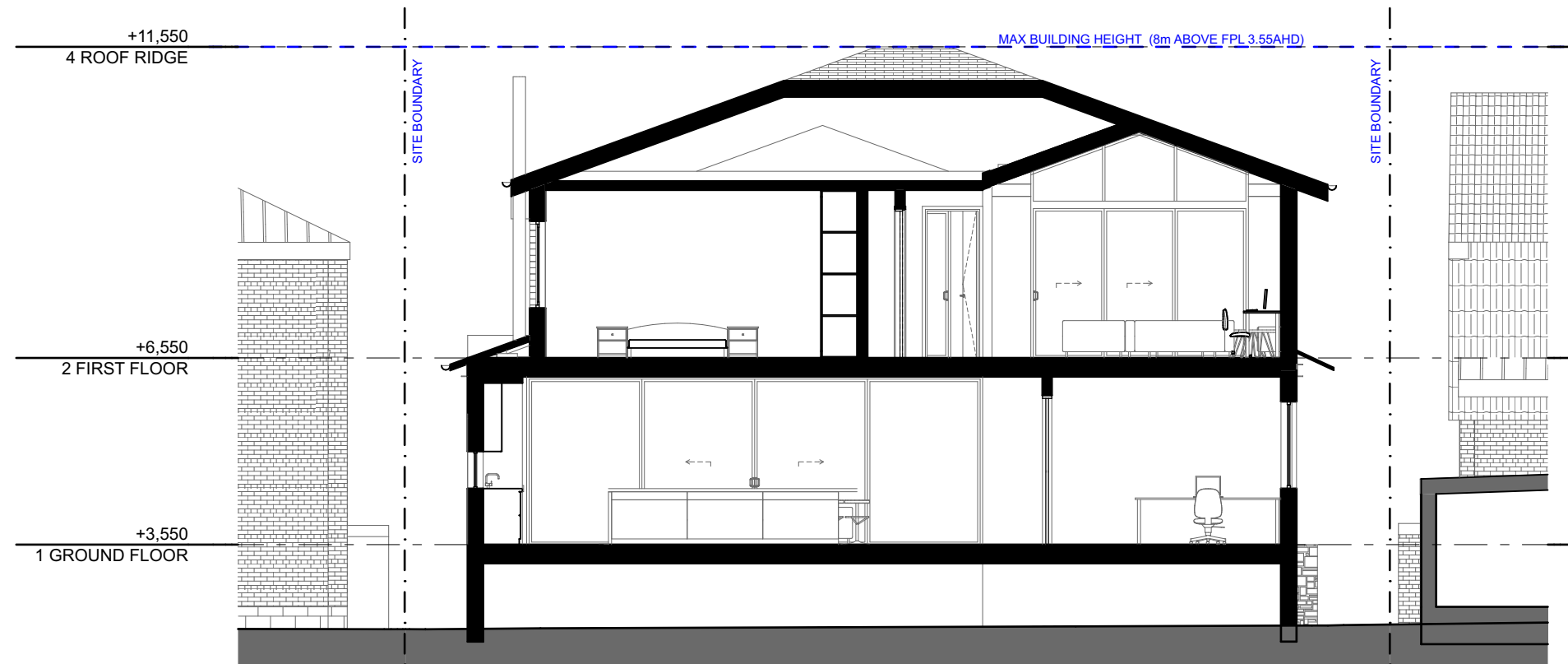
DRAWING NO.

**DA14**

SCALE:  
1:100 @ A3



1 SECTION A



2 SECTION B

**LEGEND**  
[Red dashed line] DEMOLISHED  
[Black solid line] PROPOSED WALLS

ARCHITECT

UNIT 23/28-34 ROSEBERRY STREET  
BALGOWLAH NSW AUSTRALIA 2093  
Ph: 02 9976 5449  
www.archisoul.com.au

NOTES

COPYRIGHT - ARCHISOUL ARCHITECTS PTY LTD  
COPYRIGHT - ARCHITECTS ACT - 2003 NSW

DO NOT SCALE FROM DRAWINGS. THE BUILDER SHALL CHECK AND VERIFY ALL DIMENSIONS AND LEVELS ON SITE PRIOR TO MANUFACTURE & INSTALLATION. ALL ERRORS AND OMISSIONS TO BE CONFIRMED WITH THE ARCHITECT. DRAWINGS ARE TO BE READ IN CONJUNCTION WITH THE PREPARED WRITTEN SPECIFICATION & SCHEDULES & REQUIRED SHOP DRAWINGS. ALL WORK IN ACCORDANCE WITH RELEVANT AUSTRALIAN STANDARDS.

REV	DATE	DESCRIPTION
01	30/9/22	STAGE 2 -DEVELOPMENT APPLICATION
02	30/9/22	REVISED DA SET
03	24/10/22	REVISED DA SET

PROJECT DETAILS

Drawn | Checked **RR - JG**

Plot Date: **24/10/22**

Project Status **DA SUBMISSION**

Client: **PETER & JACKIE LOVEDAY**

Project: **2110**

DRAWING TITLE :

**PROPOSED SECTIONS**

PROJECT NAME :

**73 WIMBLEDON AVENUE,  
NORTH NARRABEEN**

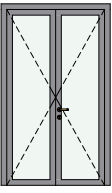
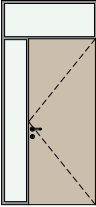

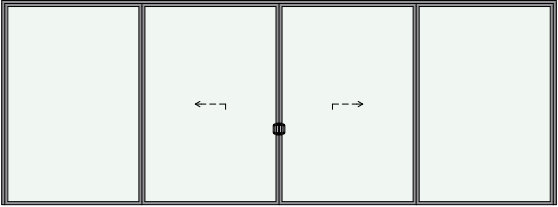
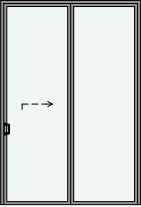
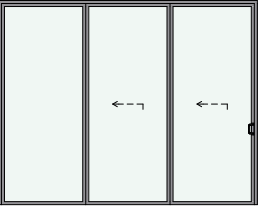
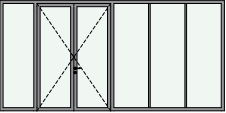
REVISION NO.

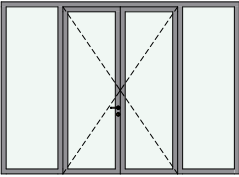
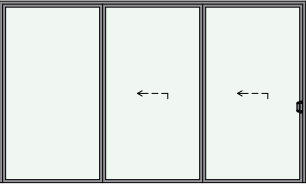
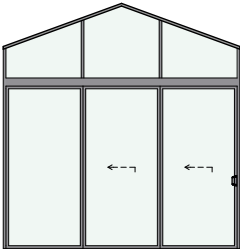
**03**



DRAWING NO.

**DA15**

SCALE:  
1:100 @ A3

DOOR SCHEDULE							
ID	D0.1	D0.2	D0.3	D0.4	D0.5	D0.6	D1.1
TYPE	GLAZED FRENCH DOORS	SOLID TIMBER WITH SIDELIGHT AND TOPLIGHT	TIMBER GARAGE DOOR	FULLY GLAZED SLIDING	FULLY GLAZED SLIDING	FULLY GLAZED SLIDING	GLAZED FRENCH DOORS WITH SIDELIGHTS
LEVEL	GROUND FLOOR	GROUND FLOOR	GROUND FLOOR	GROUND FLOOR	GROUND FLOOR	GROUND FLOOR	FIRST FLOOR
ELEVATION VIEW (EXTERNAL)							
AREA (m2)	3.5	3.4	14.6	19.8	5.0	9.2	13.7
FRAME WIDTH x HEIGHT (mm)	1,443×2,400	1,270×2,700	5,400×2,700	7,336×2,700	1,850×2,700	3,425×2,700	5,283×2,600
ORIENTATION	EAST	EAST	EAST	WEST	NORTH	WEST	EAST
GLAZING	DOUBLE GLAZED, ARGON FILLED	DOUBLE GLAZED, ARGON FILLED	None	DOUBLE GLAZED, ARGON FILLED	DOUBLE GLAZED, ARGON FILLED	DOUBLE GLAZED, ARGON FILLED	DOUBLE GLAZED, ARGON FILLED
FRAME	ALUMINIUM (DARK GREY)	ALUMINIUM (DARK GREY)	ALUMINIUM (DARK GREY)	ALUMINIUM (DARK GREY)	ALUMINIUM (DARK GREY)	ALUMINIUM (DARK GREY)	ALUMINIUM (DARK GREY)
BASIX THERMAL REQUIREMENTS	TBC	TBC	TBC	TBC	TBC	TBC	TBC
BASIX SHADING REQUIREMENT (PROJECTION / HEIGHT RATIO)	TBC	TBC	TBC	TBC	TBC	TBC	TBC
BAL RATING	N/A	N/A	N/A	N/A	N/A	N/A	N/A
FLY SCREENS	<input type="checkbox"/>	<input type="checkbox"/>	<input type="checkbox"/>	<input checked="" type="checkbox"/>	<input checked="" type="checkbox"/>	<input checked="" type="checkbox"/>	<input type="checkbox"/>
HARDWARE	TBC	TBC	TBC	TBC	TBC	TBC	TBC
BLIND / CURTAIN	TBC	TBC	TBC	TBC	TBC	TBC	TBC
NOTES							

DOOR SCHEDULE			
ID	D1.2	D1.3	D1.4
TYPE	GLAZED FRENCH DOORS WITH SIDELIGHTS	FULLY GLAZED SLIDING	FULLY GLAZED SLIDING WITH TOPLIGHT TO MATCH ROOF
LEVEL	FIRST FLOOR	FIRST FLOOR	FIRST FLOOR
ELEVATION VIEW (EXTERNAL)			
AREA (m2)	9.4	9.7	12.7
FRAME WIDTH x HEIGHT (mm)	3,600×2,600	4,050×2,400	3,500×3,623
ORIENTATION	EAST	WEST	WEST
GLAZING	DOUBLE GLAZED, ARGON FILLED	DOUBLE GLAZED, ARGON FILLED	DOUBLE GLAZED, ARGON FILLED
FRAME	ALUMINIUM (DARK GREY)	ALUMINIUM (DARK GREY)	ALUMINIUM (DARK GREY)
BASIX THERMAL REQUIREMENTS	TBC	TBC	TBC
BASIX SHADING REQUIREMENT (PROJECTION / HEIGHT RATIO)	TBC	TBC	TBC
BAL RATING	N/A	N/A	N/A
FLY SCREENS	<input type="checkbox"/>	<input checked="" type="checkbox"/>	<input checked="" type="checkbox"/>
HARDWARE	TBC	TBC	TBC
BLIND / CURTAIN	TBC	TBC	TBC
NOTES			

SKYLIGHT SCHEDULE		
ID	SK1	SK2
TYPE	AUTOMATED SKYLIGHT	AUTOMATED SKYLIGHT
LEVEL	ROOF RIDGE	ROOF RIDGE
ELEVATION VIEW (EXTERNAL)		
AREA (m2)	0.8	0.8
FRAME WIDTH x HEIGHT (mm)	780×980	780×980
ORIENTATION	NORTH	NORTH
GLAZING	DOUBLE GLAZED, ARGON FILLED	DOUBLE GLAZED, ARGON FILLED
FRAME	ALUMINIUM (DARK GREY)	ALUMINIUM (DARK GREY)
BASIX THERMAL REQUIREMENTS	TBC	TBC
BASIX SHADING REQUIREMENT (PROJECTION / HEIGHT RATIO)	TBC	TBC
BAL RATING	N/A	N/A
FLY SCREENS	<input checked="" type="checkbox"/>	<input checked="" type="checkbox"/>
HARDWARE	TBC	TBC
BLIND / CURTAIN	TBC	TBC
NOTES		

ARCHITECT		NOTES		PROJECT DETAILS		DRAWING TITLE :		REVISION NO.																					
UNIT 23/28-34 ROSEBERRY STREET BALGOWLAH NSW AUSTRALIA 2093 Ph: 02 9976 5449 www.archisoul.com.au		COPYRIGHT - ARCHISOULARCHITECTS PTY LTD COPYRIGHT - ARCHITECTS ACT - 2003 NSW		<table><tr><th>REV</th><th>DATE</th><th>DESCRIPTION</th></tr><tr><td>01</td><td>30/9/22</td><td>STAGE 2 -DEVELOPMENT APPLICATION</td></tr><tr><td>02</td><td>30/9/22</td><td>REVISED DA SET</td></tr><tr><td>03</td><td>24/10/22</td><td>REVISED DA SET</td></tr><tr><td></td><td></td><td></td></tr><tr><td></td><td></td><td></td></tr></table>		REV	DATE	DESCRIPTION	01	30/9/22	STAGE 2 -DEVELOPMENT APPLICATION	02	30/9/22	REVISED DA SET	03	24/10/22	REVISED DA SET							Drawn   Checked <b>RR - JG</b>		<b>EXTERNAL DOOR &amp; SKYLIGHT SCHEDULES</b>		<b>03</b>	
		REV	DATE	DESCRIPTION																									
		01	30/9/22	STAGE 2 -DEVELOPMENT APPLICATION																									
		02	30/9/22	REVISED DA SET																									
		03	24/10/22	REVISED DA SET																									
		DO NOT SCALE FROM DRAWINGS. THE BUILDER SHALL CHECK AND VERIFY ALL DIMENSIONS AND LEVELS ON SITE PRIOR TO MANUFACTURE & INSTALLATION. ALL ERRORS AND OMISSIONS TO BE CONFIRMED WITH THE ARCHITECT. DRAWINGS ARE TO BE READ IN CONJUNCTION WITH THE PREPARED WRITTEN SPECIFICATION & SCHEDULES & REQUIRED SHOP DRAWINGS. ALL WORK IN ACCORDANCE WITH RELEVANT AUSTRALIAN STANDARDS.		Plot Date: <b>24/10/22</b>		PROJECT NAME :		DRAWING NO.																					
				Project Status <b>DA SUBMISSION</b>		<b>73 WIMBLEDON AVENUE, NORTH NARRABEEN</b>		<b>DA16</b>																					
				Client: <b>PETER &amp; JACKIE LOVEDAY</b>				SCALE:																					
				Project: <b>2110</b>				@ <b>A3</b>																					



WINDOW SCHEDULE															
ID	W0.1	W0.2	W0.3	W0.4	W0.5	W0.6	W0.7	W0.8	W0.9	W0.10	W0.11	W0.12	W0.13	W1.1	W1.2
TYPE	CASEMENT	SLIDING	SLIDING	SLIDING	FIXED	FIXED	AWNING	AWNING	CASEMENT	CASEMENT	AWNING	CASEMENT	CASEMENT	SLIDING	SLIDING
LEVEL	GROUND FLOOR	GROUND FLOOR	GROUND FLOOR	GROUND FLOOR	GROUND FLOOR	GROUND FLOOR	GROUND FLOOR	GROUND FLOOR	GROUND FLOOR	GROUND FLOOR	GROUND FLOOR	GROUND FLOOR	GROUND FLOOR	FIRST FLOOR	FIRST FLOOR
ELEVATION VIEW (EXTERNAL)															
AREA (m2)	0.6	1.4	1.4	1.1	1.9	2.9	1.2	1.2	2.8	0.4	2.4	0.7	0.7	1.2	0.4
FRAME WIDTH x HEIGHT (mm)	500×1,100	3,000×450	1,200×1,200	1,800×600	3,170×600	1,900×1,550	850×1,400	850×1,400	2,000×1,400	600×600	1,000×2,400	600×1,200	600×1,200	850×1,400	700×600
SILL HEIGHT ABOVE FFL (mm)	1,100	1,650	900	900	900	800	900	900	900	1,500	0	1,000	1,000	800	1,600
ORIENTATION	EAST	SOUTH	SOUTH	SOUTH	SOUTH	SOUTH	NORTH	NORTH	NORTH	NORTH	NORTH	NORTH	NORTH	SOUTH	SOUTH
GLAZING	DOUBLE GLAZED, ARGON FILLED	CLEAR SINGLE GLAZED	DOUBLE GLAZED, ARGON FILLED	DOUBLE GLAZED, ARGON FILLED	DOUBLE GLAZED, ARGON FILLED	DOUBLE GLAZED, ARGON FILLED	DOUBLE GLAZED, ARGON FILLED	DOUBLE GLAZED, ARGON FILLED	DOUBLE GLAZED, ARGON FILLED	DOUBLE GLAZED, ARGON FILLED	TRANSLUCENT SINGLE GLAZED	DOUBLE GLAZED, ARGON FILLED	DOUBLE GLAZED, ARGON FILLED	DOUBLE GLAZED, ARGON FILLED	DOUBLE GLAZED, ARGON FILLED
FRAME	ALUMINIUM (DARK GREY)	ALUMINIUM (DARK GREY)	ALUMINIUM (DARK GREY)	ALUMINIUM (DARK GREY)	ALUMINIUM (DARK GREY)	ALUMINIUM (DARK GREY)	ALUMINIUM (DARK GREY)	ALUMINIUM (DARK GREY)	ALUMINIUM (DARK GREY)	ALUMINIUM (DARK GREY)	ALUMINIUM (DARK GREY)	ALUMINIUM (DARK GREY)	ALUMINIUM (DARK GREY)	ALUMINIUM (DARK GREY)	ALUMINIUM (DARK GREY)
BASIX THERMAL REQUIREMENTS	TBC	TBC	TBC	TBC	TBC	TBC	TBC	TBC	TBC	TBC	TBC	TBC	TBC	TBC	TBC
BASIX SHADING REQUIREMENT (PROJECTION / HEIGHT RATIO)	TBC	TBC	TBC	TBC	TBC	TBC	TBC	TBC	TBC	TBC	TBC	TBC	TBC	TBC	TBC
BAL RATING	N/A	N/A	N/A	N/A	N/A	N/A	N/A	N/A	N/A	N/A	N/A	N/A	N/A	N/A	N/A
FLY SCREENS	<input checked="" type="checkbox"/>	<input checked="" type="checkbox"/>	<input checked="" type="checkbox"/>	<input checked="" type="checkbox"/>	<input type="checkbox"/>	<input type="checkbox"/>	<input checked="" type="checkbox"/>	<input checked="" type="checkbox"/>	<input checked="" type="checkbox"/>	<input checked="" type="checkbox"/>	<input checked="" type="checkbox"/>	<input checked="" type="checkbox"/>	<input checked="" type="checkbox"/>	<input checked="" type="checkbox"/>	<input checked="" type="checkbox"/>
HARDWARE	TBC	TBC	TBC	TBC	TBC	TBC	TBC	TBC	TBC	TBC	TBC	TBC	TBC	TBC	TBC
BLIND / CURTAIN	TBC	TBC	TBC	TBC	TBC	TBC	TBC	TBC	TBC	TBC	TBC	TBC	TBC	TBC	TBC
NOTES		Sill = 2000mm above garage floor													

WINDOW SCHEDULE												
ID	W1.3	W1.4	W1.5a	W1.5b	W1.6	W1.7	W1.8	W1.9	W1.10	W1.11	W1.12	W1.13
TYPE	SLIDING	SLIDING	SLIDING	SLIDING	FIXED	FIXED	FIXED	FIXED	CASEMENT	CASEMENT	CASEMENT	CASEMENT
LEVEL	FIRST FLOOR	FIRST FLOOR	FIRST FLOOR	FIRST FLOOR	FIRST FLOOR	FIRST FLOOR	FIRST FLOOR	FIRST FLOOR	FIRST FLOOR	FIRST FLOOR	FIRST FLOOR	FIRST FLOOR
ELEVATION VIEW (EXTERNAL)												
AREA (m2)	0.7	3.4	0.4	0.4	1.4	2.9	2.1	1.9	5.5	0.8	1.2	1.5
FRAME WIDTH x HEIGHT (mm)	1,100×600	2,400×1,400	700×600	700×600	900×1,600	1,800×1,600	1,000×2,100	789×2,380	2,300×2,380	900×900	850×1,400	850×1,800
SILL HEIGHT ABOVE FFL (mm)	1,600	800	1,600	1,600	600	600	400	400	400	1,300	800	800
ORIENTATION	SOUTH	SOUTH	SOUTH	SOUTH	SOUTH	WEST	NORTH	EAST	NORTH	NORTH	NORTH	NORTH
GLAZING	DOUBLE GLAZED, ARGON FILLED	DOUBLE GLAZED, ARGON FILLED	DOUBLE GLAZED, ARGON FILLED	DOUBLE GLAZED, ARGON FILLED	DOUBLE GLAZED, ARGON FILLED	DOUBLE GLAZED, ARGON FILLED	DOUBLE GLAZED, ARGON FILLED	DOUBLE GLAZED, ARGON FILLED	DOUBLE GLAZED, ARGON FILLED	DOUBLE GLAZED, ARGON FILLED	DOUBLE GLAZED, ARGON FILLED	DOUBLE GLAZED, ARGON FILLED
FRAME	ALUMINIUM (DARK GREY)	ALUMINIUM (DARK GREY)	ALUMINIUM (DARK GREY)	ALUMINIUM (DARK GREY)	ALUMINIUM (DARK GREY)	ALUMINIUM (DARK GREY)	ALUMINIUM (DARK GREY)	ALUMINIUM (DARK GREY)	ALUMINIUM (DARK GREY)	ALUMINIUM (DARK GREY)	ALUMINIUM (DARK GREY)	ALUMINIUM (DARK GREY)
BASIX THERMAL REQUIREMENTS	TBC	TBC	TBC	TBC	TBC	TBC	TBC	TBC	TBC	TBC	TBC	TBC
BASIX SHADING REQUIREMENT (PROJECTION / HEIGHT RATIO)	TBC	TBC	TBC	TBC	TBC	TBC	TBC	TBC	TBC	TBC	TBC	TBC
BAL RATING	N/A	N/A	N/A	N/A	N/A	N/A	N/A	N/A	N/A	N/A	N/A	N/A
FLY SCREENS	<input checked="" type="checkbox"/>	<input checked="" type="checkbox"/>	<input checked="" type="checkbox"/>	<input checked="" type="checkbox"/>	<input checked="" type="checkbox"/>	<input checked="" type="checkbox"/>	<input type="checkbox"/>	<input type="checkbox"/>	<input checked="" type="checkbox"/>	<input checked="" type="checkbox"/>	<input checked="" type="checkbox"/>	<input checked="" type="checkbox"/>
HARDWARE	TBC	TBC	TBC	TBC	TBC	TBC	TBC	TBC	TBC	TBC	TBC	TBC
BLIND / CURTAIN	TBC	TBC	TBC	TBC	TBC	TBC	TBC	TBC	TBC	TBC	TBC	TBC
NOTES								Window head to match ceiling pitch				

ARCHITECT

UNIT 23/28-34 ROSEBERRY STREET  
BALGOWLAH NSW AUSTRALIA 2093  
Ph: 02 9976 5449  
www.archisoul.com.au

NOTES

COPYRIGHT - ARCHISOUL ARCHITECTS PTY LTD  
COPYRIGHT - ARCHITECTS ACT - 2003 NSW

DO NOT SCALE FROM DRAWINGS. THE BUILDER SHALL CHECK AND VERIFY ALL DIMENSIONS AND LEVELS ON SITE PRIOR TO MANUFACTURE & INSTALLATION. ALL ERRORS AND OMISSIONS TO BE CONFIRMED WITH THE ARCHITECT. DRAWINGS ARE TO BE READ IN CONJUNCTION WITH THE PREPARED WRITTEN SPECIFICATION & SCHEDULES & REQUIRED SHOP DRAWINGS. ALL WORK IN ACCORDANCE WITH RELEVANT AUSTRALIAN STANDARDS.

REV	DATE	DESCRIPTION
01	30/9/22	STAGE 2 -DEVELOPMENT APPLICATION
02	30/9/22	REVISED DA SET
03	24/10/22	REVISED DA SET

PROJECT DETAILS

Drawn | Checked **RR - JG**

Plot Date: **24/10/22**

Project Status **DA SUBMISSION**

Client: **PETER & JACKIE LOVEDAY**

Project: **2110**

DRAWING TITLE :

**PROPOSED WINDOW SCHEDULES**

PROJECT NAME :

**73 WIMBLEDON AVENUE, NORTH NARRABEEN**

REVISION NO.

**03**

DRAWING NO.

**DA17**

SCALE:  
@ A3





1 VIEW FROM EAST (STREETFRONT)



2 VIEW FROM WEST (LAKESIDE)



3 ELEVATED VIEW FROM NORTHEAST



4 ELEVATED VIEW FROM SOUTHWEST

ARCHITECT

UNIT 23/28-34 ROSEBERRY STREET  
BALGOWLAH NSW AUSTRALIA 2093  
Ph: 02 9976 5449  
www.archisoul.com.au

NOTES

COPYRIGHT - ARCHISOUL ARCHITECTS PTY LTD  
COPYRIGHT - ARCHITECTS ACT - 2003 NSW

DO NOT SCALE FROM DRAWINGS. THE BUILDER SHALL CHECK AND  
VERIFY ALL DIMENSIONS AND LEVELS ON SITE PRIOR TO  
MANUFACTURE & INSTALLATION. ALL ERRORS AND OMISSIONS TO  
BE CONFIRMED WITH THE ARCHITECT. DRAWINGS ARE TO BE READ  
IN CONJUNCTION WITH THE PREPARED WRITTEN SPECIFICATION &  
SCHEDULES & REQUIRED SHOP DRAWINGS. ALL WORK IN  
ACCORDANCE WITH RELEVANT AUSTRALIAN STANDARDS.

REV	DATE	DESCRIPTION
01	30/9/22	STAGE 2 -DEVELOPMENT APPLICATION
02	30/9/22	REVISED DA SET
03	24/10/22	REVISED DA SET

PROJECT DETAILS

Drawn | Checked **RR - JG**  
Plot Date: **24/10/22**  
Project Status **DA SUBMISSION**  
Client: **PETER & JACKIE LOVEDAY**  
Project: **2110**

DRAWING TITLE :  
**3D VIEWS**

PROJECT NAME :  
**73 WIMBLEDON AVENUE,  
NORTH NARRABEEN**

REVISION NO.

**03**

DRAWING NO.

**DA18**

SCALE:  
@ A3





NATURAL STONE CLADDING



RENDERED BRICK PAINTED WHITE



DARK GREY ALUMINIUM WINDOW AND DOOR FRAMES



ROOF TILES - LIGHT GREY



WEATHERBOARD CLADDING



METAL ROOF SHEETING - LIGHT GREY

- FINISHES SCHEDULE**
- CL01 - RENDERED MASONRY (WHITE PAINT)
  - CL02 - NATURAL STONE CLADDING
  - CL03 - WEATHERBOARD (WHITE)
  - CL04 - FC CLADDING (GREY)
  - RT01 - METAL SHEET ROOFING (LIGHT GREY)
  - RT02 - ROOF TILES (LIGHT GREY)
  - SC01 - ALUMINIUM SHUTTERS (WHITE)

ARCHITECT

UNIT 23/28-34 ROSEBERRY STREET  
BALGOWLAH NSW AUSTRALIA 2093  
Ph: 02 9976 5449  
www.archisoul.com.au

NOTES

COPYRIGHT - ARCHISOUL ARCHITECTS PTY LTD  
COPYRIGHT - ARCHITECTS ACT - 2003 NSW

DO NOT SCALE FROM DRAWINGS. THE BUILDER SHALL CHECK AND  
VERIFY ALL DIMENSIONS AND LEVELS ON SITE PRIOR TO  
MANUFACTURE & INSTALLATION. ALL ERRORS AND OMISSIONS TO  
BE CONFIRMED WITH THE ARCHITECT. DRAWINGS ARE TO BE READ  
IN CONJUNCTION WITH THE PREPARED WRITTEN SPECIFICATION &  
SCHEDULES & REQUIRED SHOP DRAWINGS. ALL WORK IN  
ACCORDANCE WITH RELEVANT AUSTRALIAN STANDARDS.

REV	DATE	DESCRIPTION
01	30/9/22	STAGE 2 -DEVELOPMENT APPLICATION
02	30/9/22	REVISED DA SET
03	24/10/22	REVISED DA SET

PROJECT DETAILS

Drawn | Checked **RR - JG**  
Plot Date: **24/10/22**  
Project Status **DA SUBMISSION**  
Client: **PETER & JACKIE LOVEDAY**  
Project: **2110**

DRAWING TITLE :  
**EXTERNAL FINISHES SCHEDULE**  
PROJECT NAME :  
**73 WIMBLEDON AVENUE,  
NORTH NARRABEEN**

REVISION NO.  
**03**  
DRAWING NO.  
**DA19**

N  
SCALE:  
1:100 @ A3

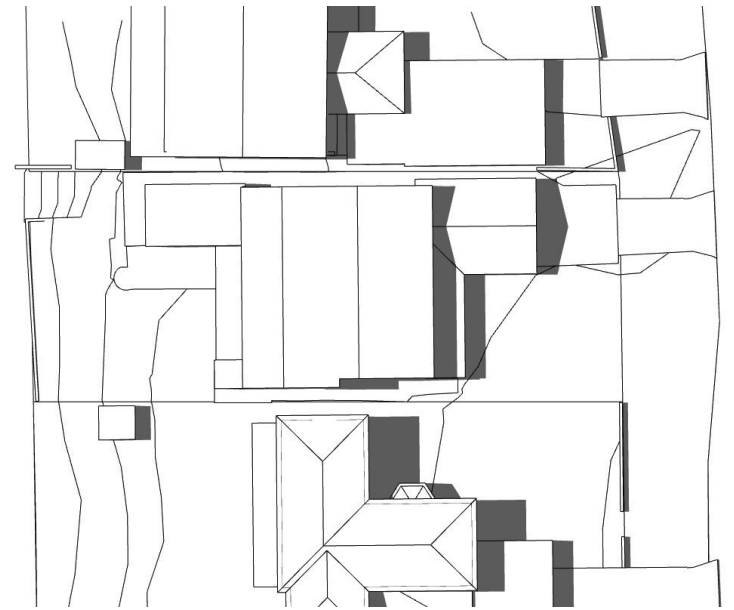




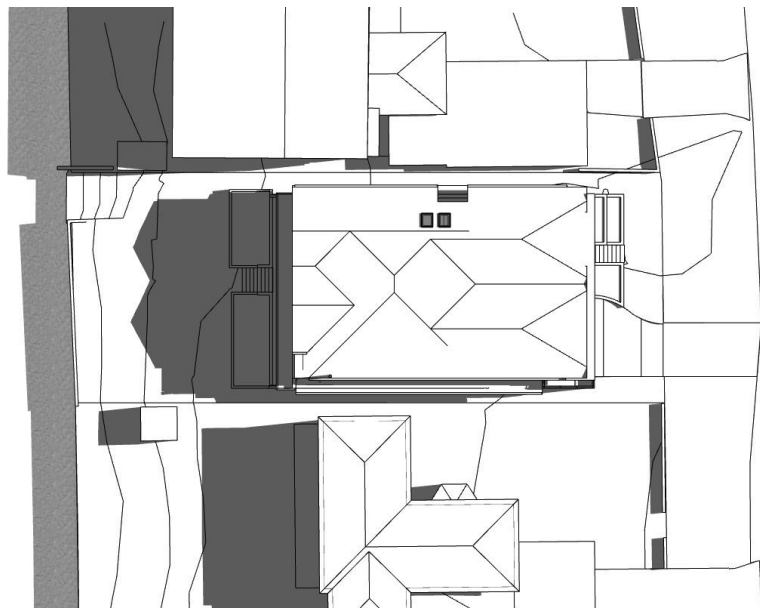
1 EXISTING - 21ST DECEMBER - 9AM



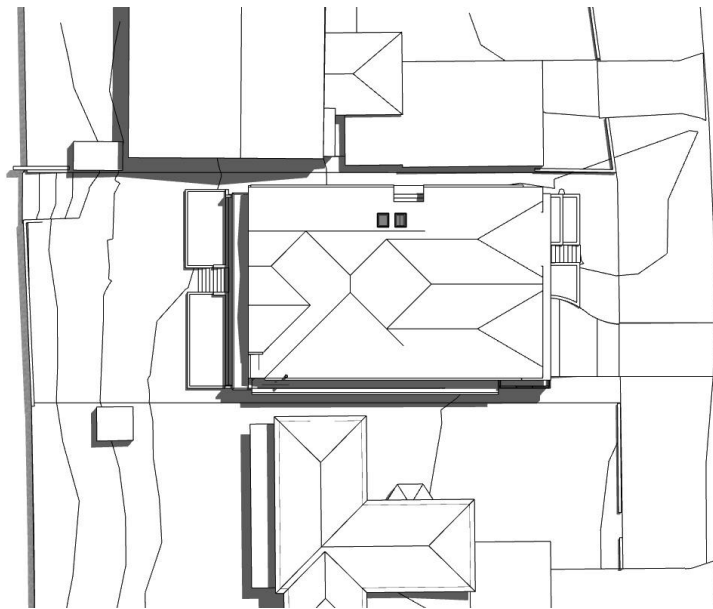
2 EXISTING - 21ST DECEMBER - 12PM



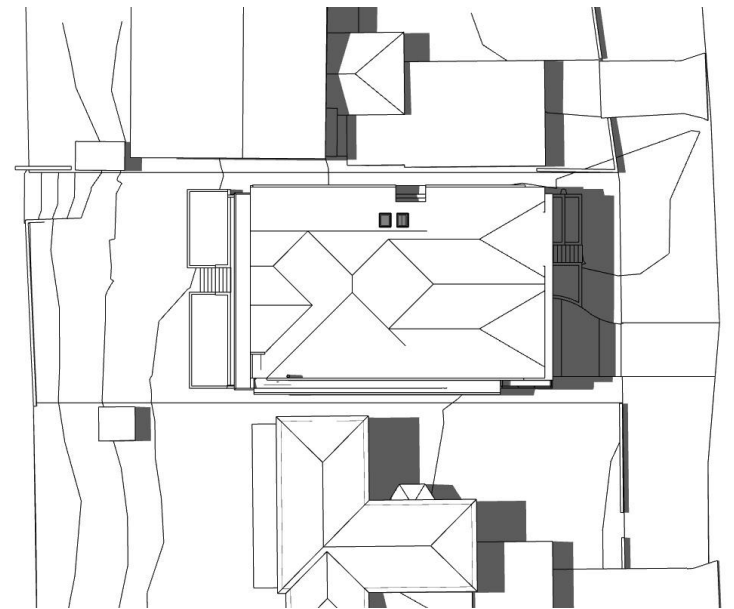
3 EXISTING - 21ST DECEMBER - 3PM



4 PROPOSED - 21ST DECEMBER - 9AM



5 PROPOSED - 21ST DECEMBER - 12PM



6 PROPOSED - 21ST DECEMBER - 3PM

ARCHITECT

UNIT 23/28-34 ROSEBERRY STREET  
BALGOWLAH NSW AUSTRALIA 2093  
Ph: 02 9976 5449  
www.archisoul.com.au

NOTES

COPYRIGHT - ARCHISOUL ARCHITECTS PTY LTD  
COPYRIGHT - ARCHITECTS ACT - 2003 NSW

DO NOT SCALE FROM DRAWINGS. THE BUILDER SHALL CHECK AND  
VERIFY ALL DIMENSIONS AND LEVELS ON SITE PRIOR TO  
MANUFACTURE & INSTALLATION. ALL ERRORS AND OMISSIONS TO  
BE CONFIRMED WITH THE ARCHITECT. DRAWINGS ARE TO BE READ  
IN CONJUNCTION WITH THE PREPARED WRITTEN SPECIFICATION &  
SCHEDULES & REQUIRED SHOP DRAWINGS. ALL WORK IN  
ACCORDANCE WITH RELEVANT AUSTRALIAN STANDARDS.

REV	DATE	DESCRIPTION
01	30/9/22	STAGE 2 -DEVELOPMENT APPLICATION
02	30/9/22	REVISED DA SET
03	24/10/22	REVISED DA SET

PROJECT DETAILS

Drawn | Checked **RR - JG**  
Plot Date: **24/10/22**  
Project Status **DA SUBMISSION**  
Client: **PETER & JACKIE LOVEDAY**  
Project: **2110**

DRAWING TITLE :

**SHADOW DIAGRAMS  
PLAN - SUMMER SOLTICE**

PROJECT NAME :

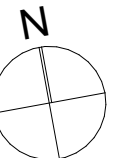
**73 WIMBLEDON AVENUE,  
NORTH NARRABEEN**

REVISION NO.

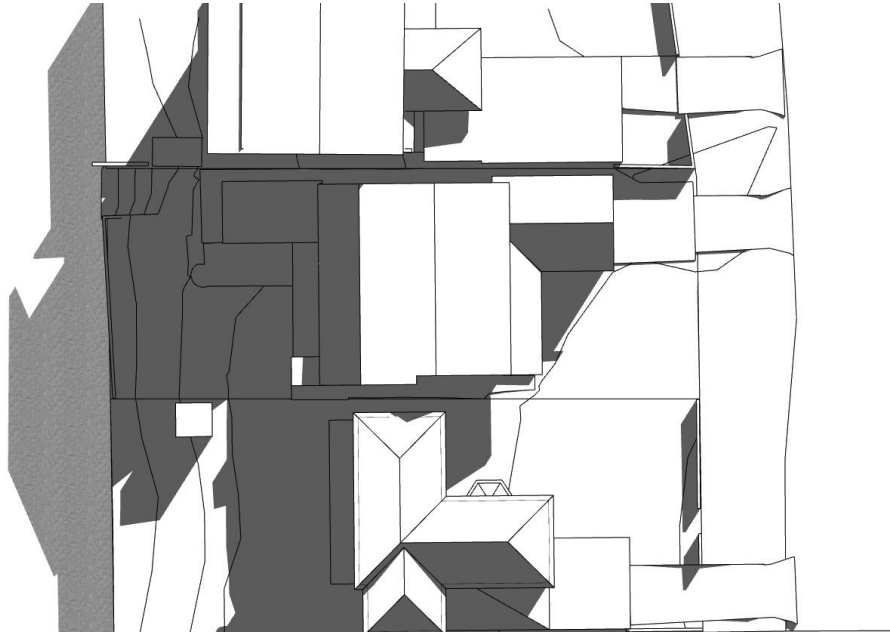
**03**

DRAWING NO.

**DA20**



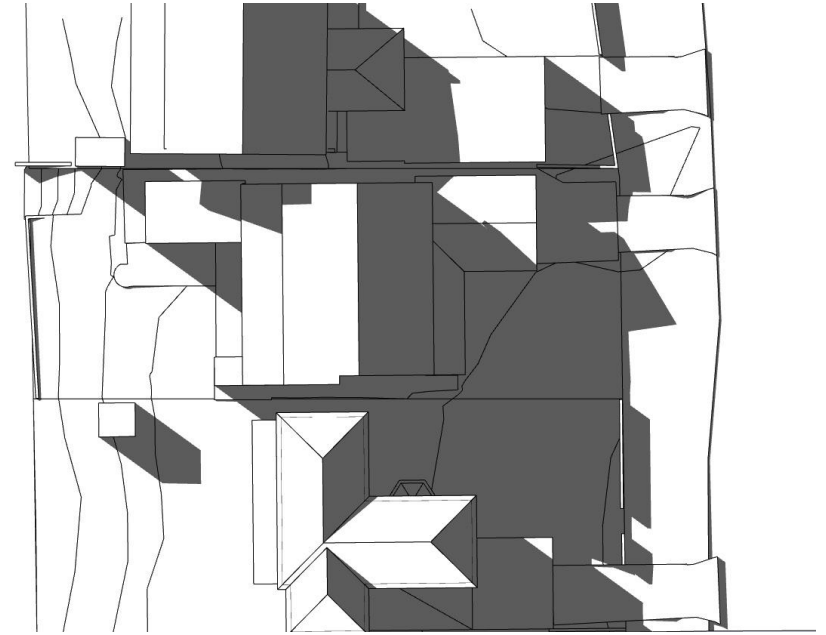
SCALE:  
@ A3



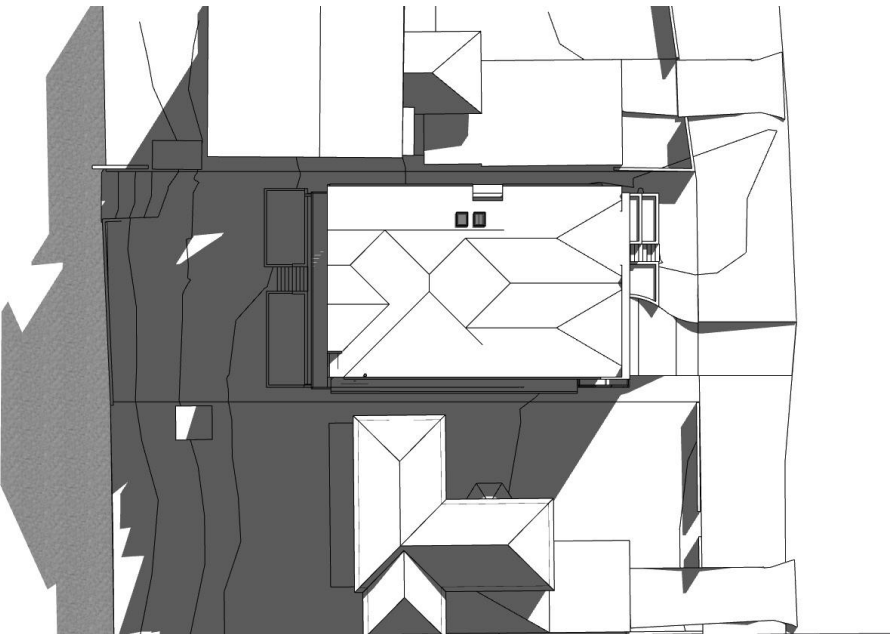
1 EXISTING - 21ST JUNE - 9AM



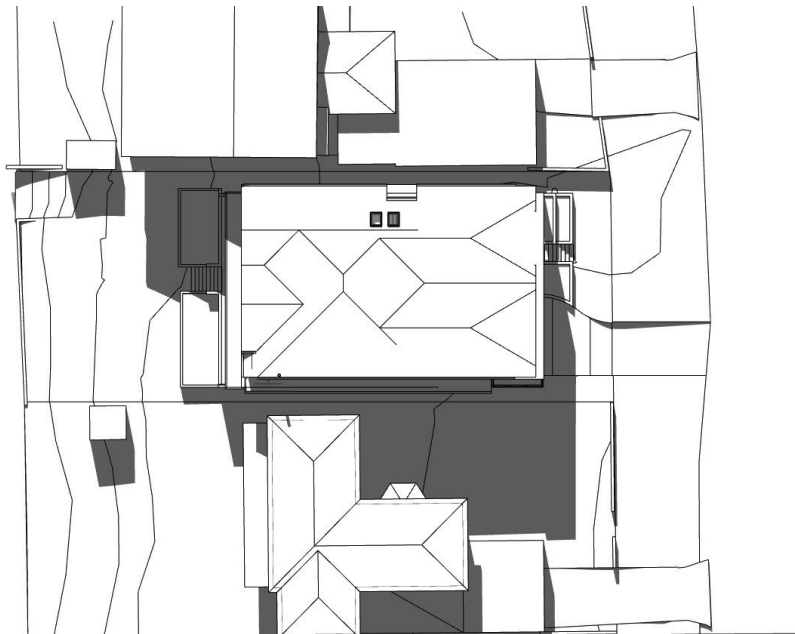
2 EXISTING - 21ST JUNE - 12PM



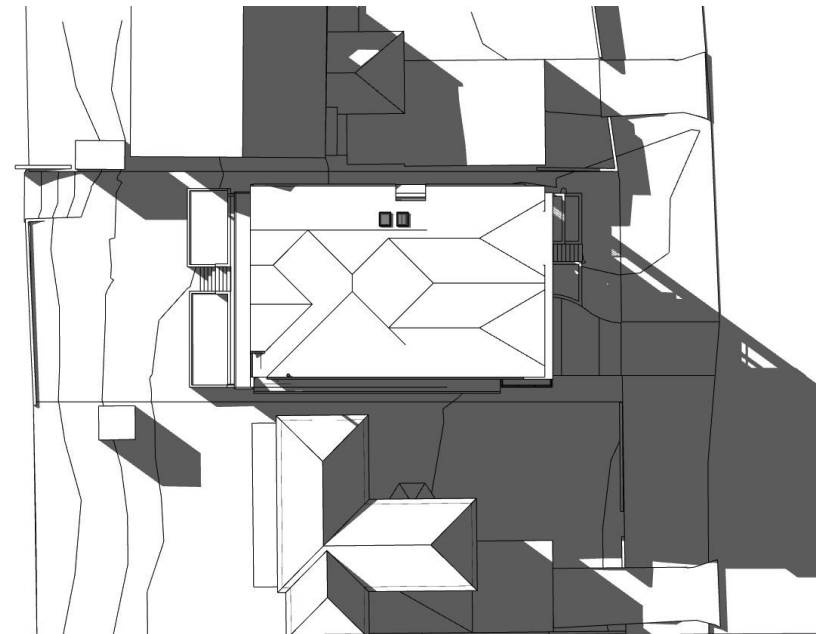
3 EXISTING - 21ST JUNE - 3PM



4 PROPOSED - 21ST JUNE - 9AM



5 PROPOSED - 21ST JUNE - 12PM



6 PROPOSED - 21ST JUNE - 3PM

ARCHITECT

UNIT 23/28-34 ROSEBERRY STREET  
BALGOWLAH NSW AUSTRALIA 2093  
Ph: 02 9976 5449  
www.archisoul.com.au

NOTES

COPYRIGHT - ARCHISOUL ARCHITECTS PTY LTD  
COPYRIGHT - ARCHITECTS ACT - 2003 NSW

DO NOT SCALE FROM DRAWINGS. THE BUILDER SHALL CHECK AND  
VERIFY ALL DIMENSIONS AND LEVELS ON SITE PRIOR TO  
MANUFACTURE & INSTALLATION. ALL ERRORS AND OMISSIONS TO  
BE CONFIRMED WITH THE ARCHITECT. DRAWINGS ARE TO BE READ  
IN CONJUNCTION WITH THE PREPARED WRITTEN SPECIFICATION &  
SCHEDULES & REQUIRED SHOP DRAWINGS. ALL WORK IN  
ACCORDANCE WITH RELEVANT AUSTRALIAN STANDARDS.

REV	DATE	DESCRIPTION
01	30/9/22	STAGE 2 -DEVELOPMENT APPLICATION
02	30/9/22	REVISED DA SET
03	24/10/22	REVISED DA SET

PROJECT DETAILS

Drawn | Checked **RR - JG**  
Plot Date: **24/10/22**  
Project Status **DA SUBMISSION**  
Client: **PETER & JACKIE LOVEDAY**  
Project: **2110**

DRAWING TITLE :  
**SHADOW DIAGRAMS  
PLAN - WINTER SOLTICE**  
PROJECT NAME :  
**73 WIMBLEDON AVENUE,  
NORTH NARRABEEN**

REVISION NO.  
**03**  
DRAWING NO.  
**DA21**

