

DA

LOT 806 - 70 WILLANDRA ROAD  
BEACON HILL

Sheet List

Sheet Number    Sheet Name

000	COVER SHEET
001	SITE PLAN (BASEMENT LEVEL)
002	SITE PLAN (GROUND LEVEL)
003	SITE PLAN (FIRST FLOOR LEVEL)
004	SITE PLAN (ROOF LEVEL)
005	SITE ANALYSIS
006	SHADOW DIAGRAMS@ 21 JUNE
101	BASEMENT PLAN
102	GROUND FLOOR PLAN
103	FIRST FLOOR PLAN
104	ROOF PLAN
201	ELEVATIONS
202	ELEVATIONS
301	SECTIONS
302	SECTIONS
401	HEIGHT LIMIT 8.5m
402	EXTERNAL FINISHES AND COLOURS SCHEDULE
P01	OVERALL SOLAR ACCESS- GF
P02	OVERALL SOLAR ACCESS- FF
P03	OVERALL CROSS VENTILATION- GF&FF
P04	LEVEL PLAN- RL 97.12
P05	LEVEL PLAN- RL 99.92
P06	LEVEL PLAN- RL 103.02

GFA	BASEMENT	GOUND FLOOR	FIRST FLOOR	TOTAL
BLDG D	49.735	538.140	538.140	1126.015

BLDG A1	602.49
HOUSE FOR OLDER PEOPLE	4286.310
PARKING IN EXCESS OF REQUIREMENTS	130.900

C CENTRE	801.000
----------	---------

HOUSE	EXISTING	641.200	641.200
-------	----------	---------	---------

TOTAL	7587.915
-------	----------

SITE AREA	26250.000
FSR	0.289

LANDSCAPE AREA	18443.240
	0.703

SOLAR ACCESS	2H	3H
BLDG A1	4 of 6	4 of 6
BLDG A2	4 of 4	4 of 4
BLDG B1	4 of 4	4 of 4
BLDG B2	4 of 4	4 of 4
BLDG B3	4 of 4	4 of 4
BLDG B4	4 of 4	4 of 4
BLDG C1	2 of 4	0 of 4
BLDG C2	2 of 4	0 of 4
BLDG D	6 of 10	1 of 10

C CENTRE	N/A	N/A
----------	-----	-----

HOUSE	1 of 1	1 of 1
-------	--------	--------

SITE TOTAL	35/45	25/45
------------	-------	-------

% TOTAL	77.78%	55.55%
---------	--------	--------

CROSS VENTILATION	TOTAL
BLDG A1	6 of 6
BLDG A2	4 of 4
BLDG B1	4 of 4
BLDG B2	4 of 4
BLDG B3	4 of 4
BLDG B4	4 of 4
BLDG C1	4 of 4
BLDG C2	4 of 4

C CENTRE	N/A
----------	-----

HOUSE	1 of 1
-------	--------

SITE TOTAL	35/35
------------	-------

% TOTAL	100.00%
---------	---------

Figured dimensions must be taken in preference to scaled dimensions. All site dimensions and levels are to be verified on site prior to any work being commenced. Any discrepancies should be reported to the designer immediately. All workmanship and materials whether specified or implied must comply with all current and relevant building codes. These drawings must be read in conjunction with the Specification. It should be noted that these documents have been prepared to comply with the building regulations applicable at the time of preparation. It should be noted that the Building Code of Australia is continually upgraded and amended. Responsibility will only be accepted for compliance with the Building Code of Australia and its referenced standards applicable at the time of document preparation.

No work can commence on this project until full Development Approval under the Development Act 1993 has been obtained, and mandatory notification given to council. Builder and client to verify survey pegs on boundaries prior to any building work commencing.

Builder must confirm on-site documents are the current set, by phoning both Architectural and Engineering offices prior to work commencing.

Copyright © These drawings are Copyright © and remain the exclusive property of The Vigor Master Pty Ltd. All parts reserved. Reproduction of the whole or part of these drawings without written permission is prohibited.

Date	Rev	Amendment
------	-----	-----------

PROPOSED BLDG D

DA  
8 Lady Penrhyn Dr, Beacon Hill NSW



Vigor Master Pty Ltd

Suite 201A, 24 Thomas St,  
Chatswood NSW 2067  
Tel. 02 9411 3998  
Fax. 02 9413 3983  
Email. info@vigormaster.com.au

Drawn by: RT  
Checked by: MW

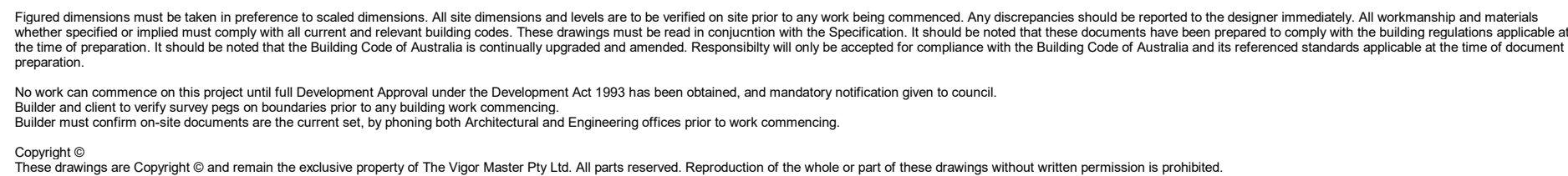
Title: COVER SHEET

Job Number: DA8LPD

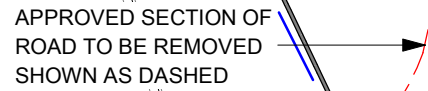
Date: 18.08.2021      Drawing Number: 000

Scale @ A1:  
Scale @ A3:  
Rev:







PROPOSED BLDG D

**VIGOR  
MASTER**  
*Land Development  
Architecture Design  
Construction Management*

Tel. 02 9411 3998  
Fax. 02 9413 3983  
Email. [info@vigormaster.com.au](mailto:info@vigormaster.com.au)

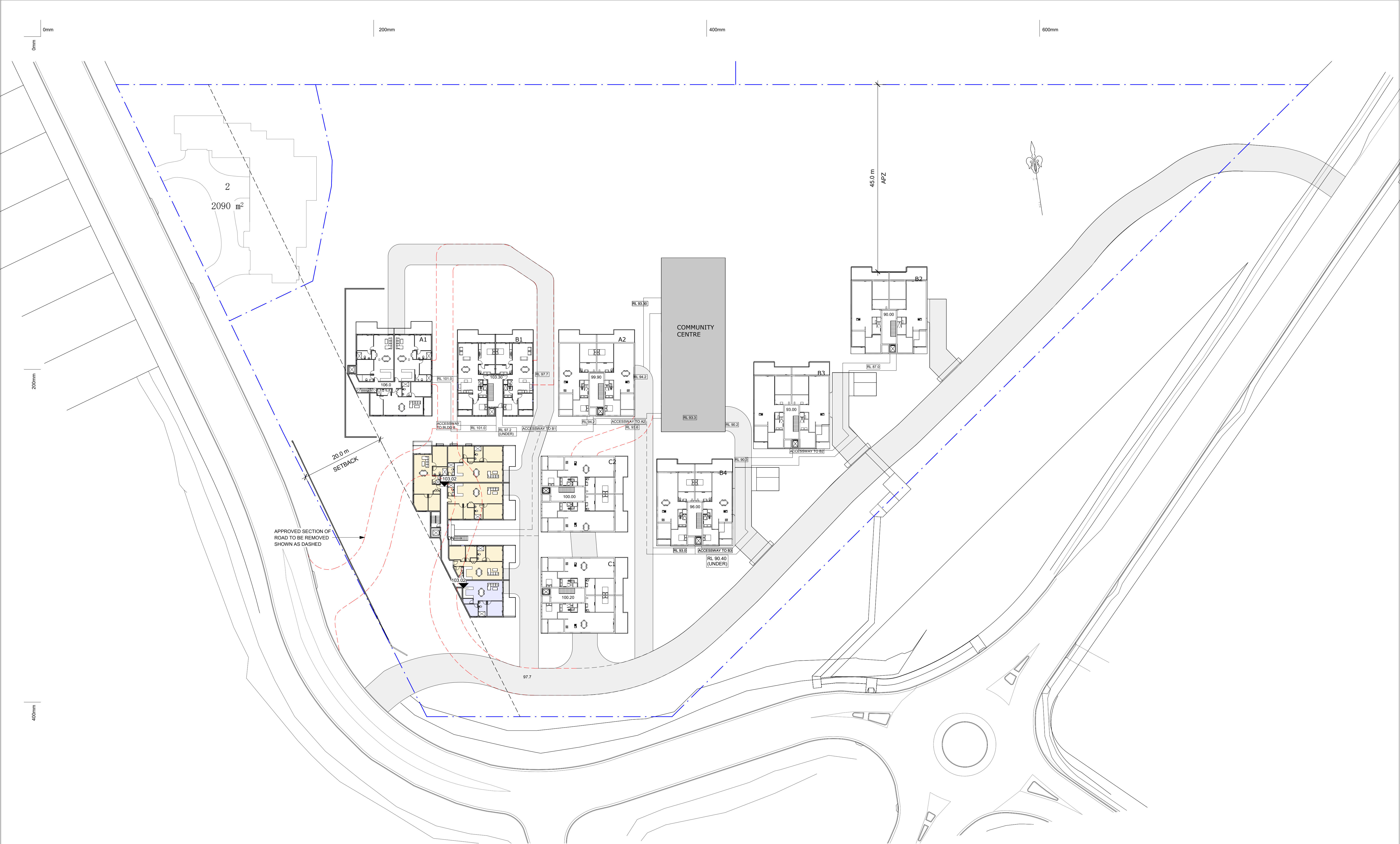
Date: 18.08.2021      Drawing Number: 002

Figured dimensions must be taken in preference to scaled dimensions. All site dimensions and levels are to be verified on site prior to any work being commenced. Any discrepancies should be reported to the designer immediately. All workmanship and materials whether specified or implied must comply with all current and relevant building codes. These drawings must be read in conjunction with the Specification. It should be noted that these documents have been prepared to comply with the building regulations applicable at the time of preparation. It should be noted that the Building Code of Australia is continually upgraded and amended. Responsibility will only be accepted for compliance with the Building Code of Australia and its referenced standards applicable at the time of document preparation.

No work can commence on this project until full Development Approval under the Development Act 1993 has been obtained, and mandatory notification given to council. Builder and client to verify survey pegs on boundaries prior to any building work commencing. Builder must confirm on-site documents are the current set, by phoning both Architectural and Engineering offices prior to work commencing.

Copyright ©  
These drawings are Copyright © and remain the exclusive property of The Vigor Master Pty Ltd. All parts reserved. Reproduction of the whole or part of these drawings without written permission is prohibited.





Figured dimensions must be taken in preference to scaled dimensions. All site dimensions and levels are to be verified on site prior to any work being commenced. Any discrepancies should be reported to the designer immediately. All workmanship and materials whether specified or implied must comply with all current and relevant building codes. These drawings must be read in conjunction with the Specification. It should be noted that these documents have been prepared to comply with the building regulations applicable at the time of preparation. It should be noted that the Building Code of Australia is continually upgraded and amended. Responsibility will only be accepted for compliance with the Building Code of Australia and its referenced standards applicable at the time of document preparation.

No work can commence on this project until full Development Approval under the Development Act 1993 has been obtained, and mandatory notification given to council.

Builder and client to verify survey pegs on boundaries prior to any building work commencing.

Builder must confirm on-site documents are the current set, by phoning both Architectural and Engineering offices prior to work commencing.

Copyright ©  
These drawings are Copyright © and remain the exclusive property of The Vigor Master Pty Ltd. All parts reserved. Reproduction of the whole or part of these drawings without written permission is prohibited.

Date	Rev	Amendment

PROPOSED BLDG D

DA  
8 Lady Penrhyn Dr, Beacon Hill NSW



Vigor Master Pty Ltd

Suite 201A, 24 Thomas St,  
Chatswood NSW 2067  
Tel. 02 9411 3998  
Fax. 02 9413 3983  
Email. info@vigormaster.com.au

Drawn by: RT  
Checked by: MW

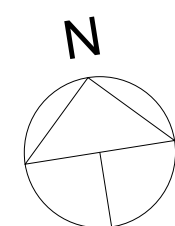
Title: SITE PLAN (FIRST FLOOR LEVEL)

Job Number: DA8LPD

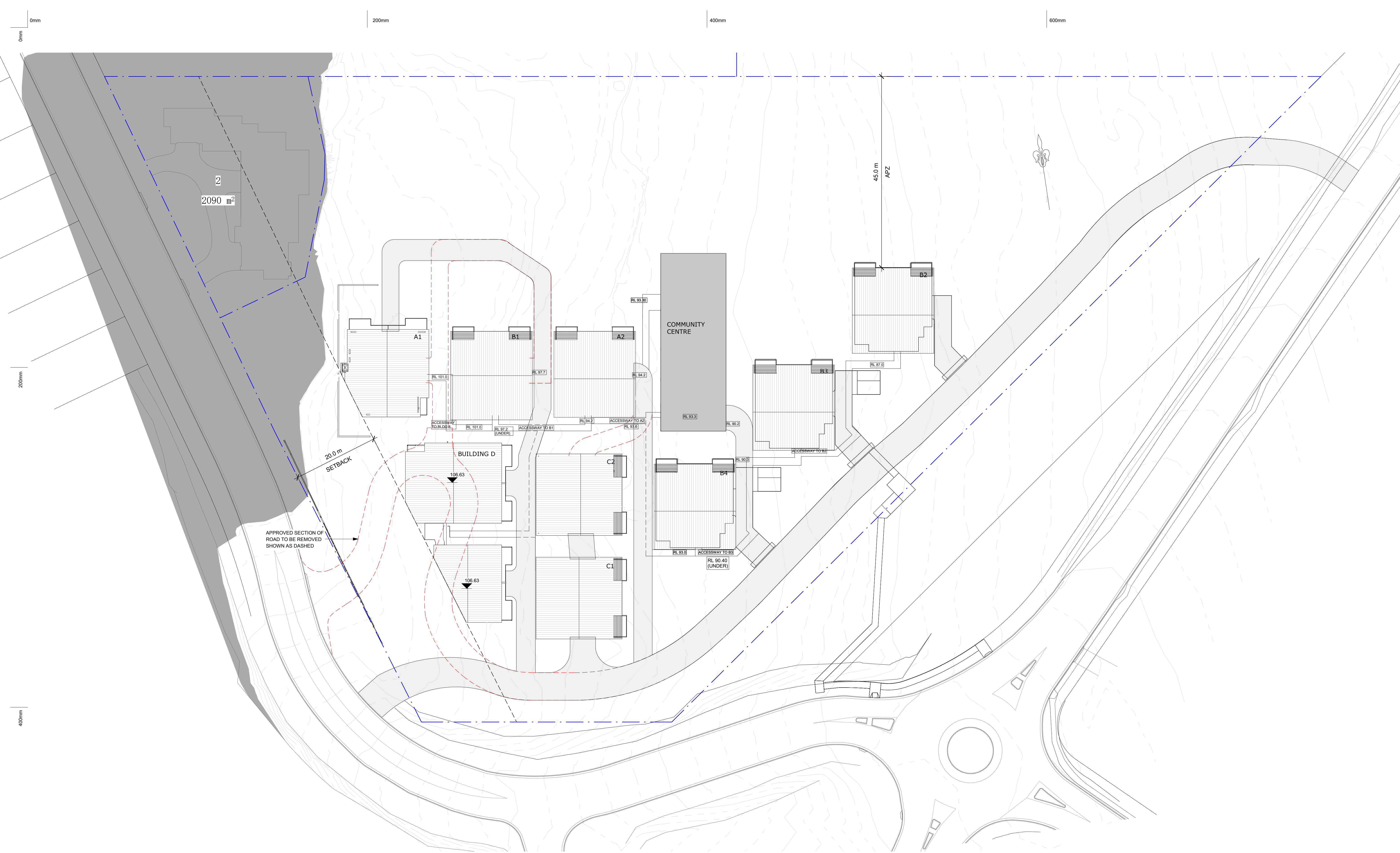
Date: 18.08.2021

Drawing Number: 003

Scale @ A1: 1 : 400  
Scale @ A3: 1 : 800  
Rev:







Figured dimensions must be taken in preference to scaled dimensions. All site dimensions and levels are to be verified on site prior to any work being commenced. Any discrepancies should be reported to the designer immediately. All workmanship and materials whether specified or implied must comply with all current and relevant building codes. These drawings must be read in conjunction with the Specification. It should be noted that these documents have been prepared to comply with the building regulations applicable at the time of preparation. It should be noted that the Building Code of Australia is continually upgraded and amended. Responsibility will only be accepted for compliance with the Building Code of Australia and its referenced standards applicable at the time of document preparation.

No work can commence on this project until full Development Approval under the Development Act 1993 has been obtained, and mandatory notification given to council.

Builder and client to verify survey pegs on boundaries prior to any building work commencing.

Builder must confirm on-site documents are the current set, by phoning both Architectural and Engineering offices prior to work commencing.

Copyright ©  
These drawings are Copyright © and remain the exclusive property of The Vigor Master Pty Ltd. All parts reserved. Reproduction of the whole or part of these drawings without written permission is prohibited.

Date	Rev	Amendment

PROPOSED BLDG D

DA  
8 Lady Penrhyn Dr, Beacon Hill NSW



Vigor Master Pty Ltd

Suite 201A, 24 Thomas St,  
Chatswood NSW 2067

Tel. 02 9411 3998  
Fax. 02 9413 3983  
Email. info@vigormaster.com.au

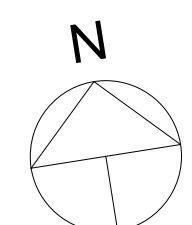
Drawn by: RT  
Checked by: MW

Title: SITE PLAN (ROOF LEVEL)

Job Number: DA8LPD  
Date: 18.08.2021  
Drawing Number: 004

Scale @ A1: 1 : 400  
Scale @ A3: 1 : 800

Rev:





0mm

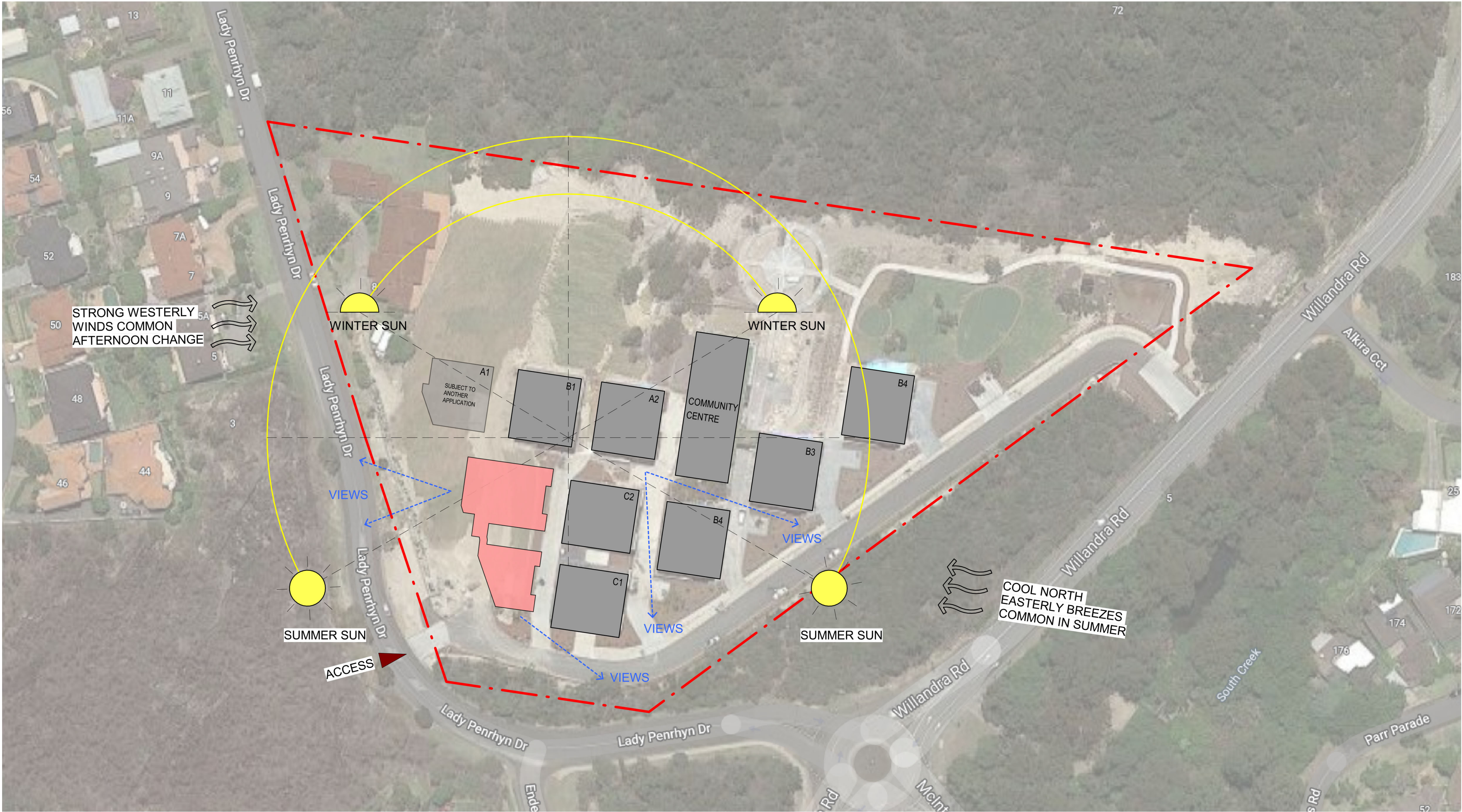
200mm

400mm

600mm

200mm

400mm



Figured dimensions must be taken in preference to scaled dimensions. All site dimensions and levels are to be verified on site prior to any work being commenced. Any discrepancies should be reported to the designer immediately. All workmanship and materials whether specified or implied must comply with all current and relevant building codes. These drawings must be read in conjunction with the Specification. It should be noted that these documents have been prepared to comply with the building regulations applicable at the time of preparation. It should be noted that the Building Code of Australia is continually upgraded and amended. Responsibility will only be accepted for compliance with the Building Code of Australia and its referenced standards applicable at the time of document preparation.

No work can commence on this project until full Development Approval under the Development Act 1993 has been obtained, and mandatory notification given to council.

Builder and client to verify survey pegs on boundaries prior to any building work commencing.

Builder must confirm on-site documents are the current set, by phoning both Architectural and Engineering offices prior to work commencing.

Copyright ©

These drawings are Copyright © and remain the exclusive property of The Vigor Master Pty Ltd. All parts reserved. Reproduction of the whole or part of these drawings without written permission is prohibited.

Date	Rev	Amendment

PROPOSED BLDG D

DA  
8 Lady Penrhyn Dr, Beacon Hill NSW



Vigor Master Pty Ltd

Suite 201A, 24 Thomas St,  
Chatswood NSW 2067

Tel. 02 9411 3998  
Fax. 02 9413 3983  
Email. info@vigormaster.com.au

Drawn by: RT

Checked by: MW

Title: SITE ANALYSIS

Job Number: DA8LPD

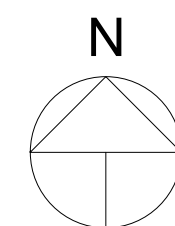
Date: 18.08.2021

Drawing Number: 005

Scale @ A1:

Scale @ A3:

Rev:

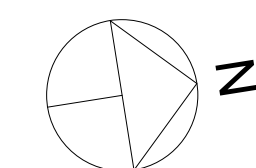






PROPOSED BLDG D

DA  
8 Lady Penrhyn Dr, Beacon Hill NSW



Figured dimensions may be taken in preference to scaled dimensions. All site dimensions and levels are to be verified on site prior to any work being commenced. Any discrepancies should be reported to the designer immediately. All workmanship and materials whether specified or implied must comply with all current and relevant building codes. These drawings must be read in conjunction with the Specification. It should be noted that these documents have been prepared to comply with the building regulations applicable at the time of preparation. It should be noted that the Building Code of Australia is continually upgraded and amended. Responsibility will only be accepted for compliance with the Building Code of Australia and its referenced standards applicable at the time of document preparation.

No work can commence on this project until full Development Approval under the Development Act 1993 has been obtained, and mandatory notification given to council.

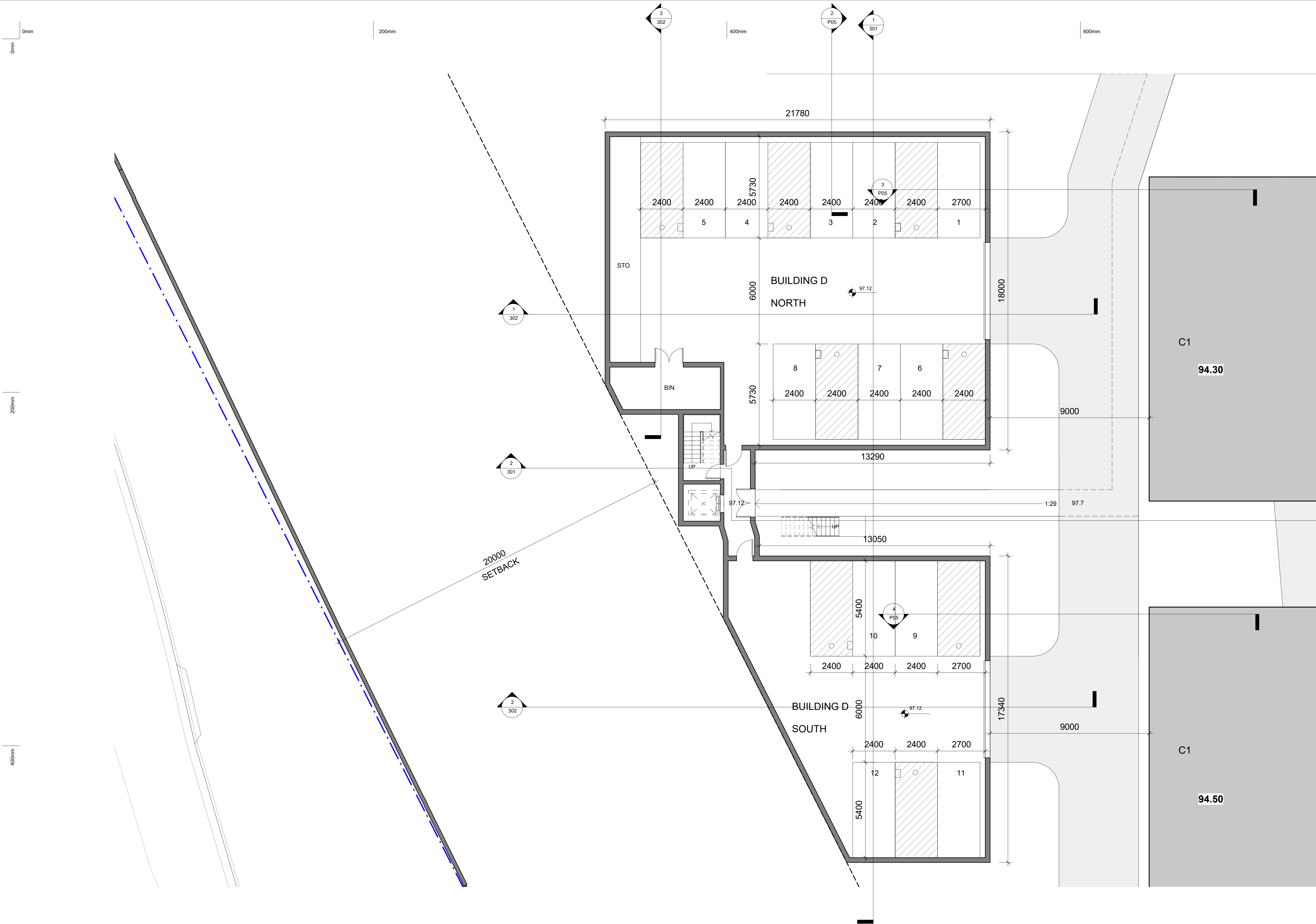
Builder and client to verify survey points on boundaries prior to any building work commencing.

Builder must confirm on-site documents are the current set, by phoning both Architectural and Engineering offices prior to any work commencing.

Copyright ©  
These drawings are Copyright © and remain the exclusive property of The Vigor Master Pty Ltd. All parts reserved. Reproduction of the whole or part of these drawings without written permission is prohibited.

Copyright ©  
These drawings are Copyright © and remain the exclusive property of The Vigor Master Pty Ltd. All parts reserved. Reproduction of the whole or part of these drawings without written permission is prohibited.





Figured dimensions must be taken in preference to scaled dimensions. All site dimensions and levels are to be verified on site prior to any work being commenced. Any discrepancies should be reported to the designer immediately. All workmanship and materials whether specified or implied must comply with all current and relevant building codes. These drawings must be read in conjunction with the Specification. It should be noted that these documents have been prepared to comply with the building regulations applicable at the time of preparation. It should be noted that the Building Code of Australia is continually upgraded and amended. Responsibility will only be accepted for compliance with the Building Code of Australia and its referenced standards applicable at the time of document preparation.

No work can commence on this project until full Development Approval under the Development Act 1993 has been obtained, and mandatory notification given to council.

Builder and client to verify survey pegs on boundaries prior to any building work commencing.

Builder must confirm on-site documents are the current set, by phoning both Architectural and Engineering offices prior to work commencing.

Copyright ©  
These drawings are Copyright © and remain the exclusive property of The Vigor Master Pty Ltd. All parts reserved. Reproduction of the whole or part of these drawings without written permission is prohibited.

Date	Rev	Amendment

## PROPOSED BLDG D

DA  
8 Lady Penrhyn Dr, Beacon Hill NSW



Vigor Master Pty Ltd

Suite 201A, 24 Thomas St,  
Chatswood NSW 2067  
Tel. 02 9411 3998  
Fax. 02 9413 3983  
Email. info@vigormaster.com.au

Drawn by: RT  
Checked by: MW

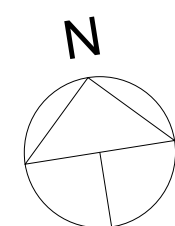
Title: BASEMENT PLAN

Job Number: DA8LPD

Date: 18.08.2021

Drawing Number: 101

Scale @ A1: 1 : 100  
Scale @ A3: 1 : 200  
Rev:





0mm

200mm

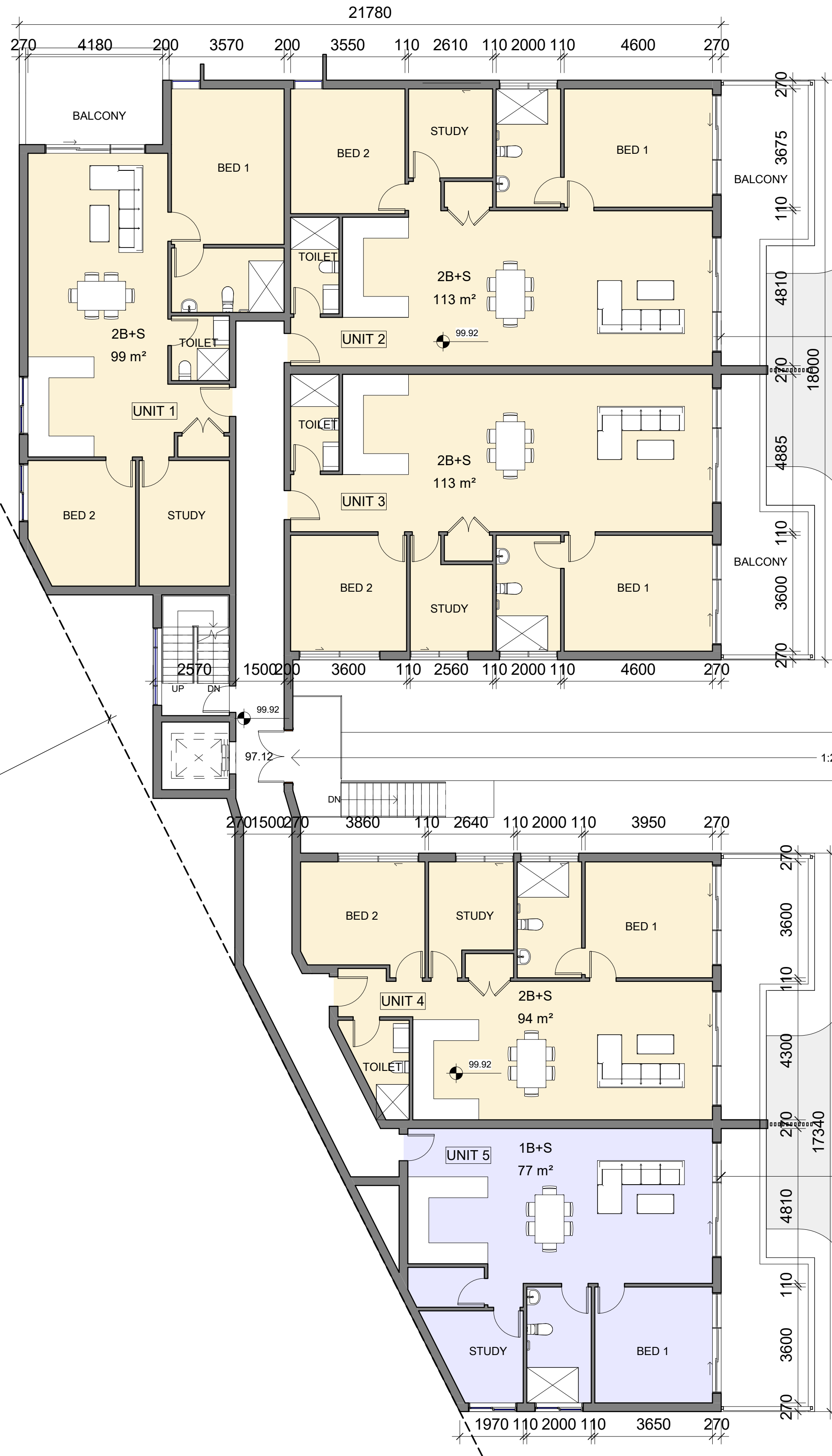
400mm

600mm

200mm

400mm

2000  
SETBACK



9000

C1

97.10

1:29

97.7

C1

97.30

9.0 m

17340

4300

110

3600

270

3950

110

2640

110

3860

270

1500

2570

270

3600

110

2560

110

2000

110

4600

270

3600

110

4810

270

3675

110

4810

270

21780

270

4180

200

3570

200

3550

110

2610

110

2000

110

4600

270

BALCONY

BED 1

BED 2

STUDY

BED 1

BALCONY

2B+S

99 m<sup>2</sup>

TOILET

UNIT 1

BED 2

STUDY

TOILET

2B+S

113 m<sup>2</sup>

UNIT 2

BED 2

STUDY

BED 1

BALCONY

2570

UP

DN

99.92

97.12

1500

270

DN

3600

110

2560

110

2000

110

4600

270

3860

110

2640

110

3950

270

3600

110

4300

270

17340

9.0 m

4810

110

3600

270

3650

110

2000

110

1970

PROPOSED BLDG D

DA  
8 Lady Penrhyn Dr, Beacon Hill NSW



VIGOR  
MASTER  
Land Development  
Architecture Design  
Construction Management

Vigor Master Pty Ltd

Suite 201A, 24 Thomas St,  
Chatswood NSW 2067  
Tel. 02 9411 3998  
Fax. 02 9413 3983  
Email. info@vigormaster.com.au

Drawn by: RT  
Checked by: MW

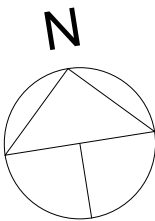
Title: GROUND FLOOR PLAN

Job Number: DA8LPD

Date: 18.08.2021

Drawing Number: 102

Scale @ A1: 1 : 100  
Scale @ A3: 1 : 200  
Rev:



Figured dimensions must be taken in preference to scaled dimensions. All site dimensions and levels are to be verified on site prior to any work being commenced. Any discrepancies should be reported to the designer immediately. All workmanship and materials whether specified or implied must comply with all current and relevant building codes. These drawings must be read in conjunction with the Specification. It should be noted that these documents have been prepared to comply with the building regulations applicable at the time of preparation. It should be noted that the Building Code of Australia is continually upgraded and amended. Responsibility will only be accepted for compliance with the Building Code of Australia and its referenced standards applicable at the time of document preparation.

No work can commence on this project until full Development Approval under the Development Act 1993 has been obtained, and mandatory notification given to council.

Builder and client to verify survey pegs on boundaries prior to any building work commencing.

Builder must confirm on-site documents are the current set, by phoning both Architectural and Engineering offices prior to work commencing.

Copyright ©

These drawings are Copyright © and remain the exclusive property of The Vigor Master Pty Ltd. All parts reserved. Reproduction of the whole or part of these drawings without written permission is prohibited.





200mm

400mm



Figured dimensions must be taken in preference to scaled dimensions. All site dimensions and levels are to be verified on site prior to any work being commenced. Any discrepancies should be reported to the designer immediately. All workmanship and materials whether specified or implied must comply with all current and relevant building codes. These drawings must be read in conjunction with the Specification. It should be noted that these documents have been prepared to comply with the building regulations applicable at the time of preparation. It should be noted that the Building Code of Australia is continually upgraded and amended. Responsibility will only be accepted for compliance with the Building Code of Australia and its referenced standards applicable at the time of document preparation.

No work can commence on this project until full Development Approval under the Development Act 1993 has been obtained, and mandatory notification given to council.

Builder and client to verify survey pegs on boundaries prior to any building work commencing.

Builder must confirm on-site documents are the current set, by phoning both Architectural and Engineering offices prior to work commencing.

Copyright ©

These drawings are Copyright © and remain the exclusive property of The Vigor Master Pty Ltd. All parts reserved. Reproduction of the whole or part of these drawings without written permission is prohibited.

Date	Rev	Amendment

## PROPOSED BLDG D

DA  
8 Lady Penrhyn Dr, Beacon Hill NSW



Vigor Master Pty Ltd

Suite 201A, 24 Thomas St,  
Chatswood NSW 2067  
Tel. 02 9411 3998  
Fax. 02 9413 3983  
Email. info@vigormaster.com.au

Drawn by: RT  
Checked by: MW

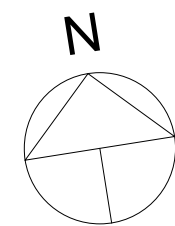
Title: FIRST FLOOR PLAN

Job Number: DA8LPD

Date: 18.08.2021

Drawing Number: 103

Scale @ A1: 1 : 100  
Scale @ A3:  
Rev:





0mm

200mm

400mm

600mm

200mm

400mm

20000  
SETBACK

106.73

18800

98.0

9000

C1

94.30

DN

RL 98.5

106.53

17070

98.0

C1

94.50

Figured dimensions must be taken in preference to scaled dimensions. All site dimensions and levels are to be verified on site prior to any work being commenced. Any discrepancies should be reported to the designer immediately. All workmanship and materials whether specified or implied must comply with all current and relevant building codes. These drawings must be read in conjunction with the Specification. It should be noted that these documents have been prepared to comply with the building regulations applicable at the time of preparation. It should be noted that the Building Code of Australia is continually upgraded and amended. Responsibility will only be accepted for compliance with the Building Code of Australia and its referenced standards applicable at the time of document preparation.

No work can commence on this project until full Development Approval under the Development Act 1993 has been obtained, and mandatory notification given to council.

Builder and client to verify survey pegs on boundaries prior to any building work commencing.

Builder must confirm on-site documents are the current set, by phoning both Architectural and Engineering offices prior to work commencing.

Copyright ©

These drawings are Copyright © and remain the exclusive property of The Vigor Master Pty Ltd. All parts reserved. Reproduction of the whole or part of these drawings without written permission is prohibited.

Date

Rev

Amendment

PROPOSED BLDG D

DA  
8 Lady Penrhyn Dr, Beacon Hill NSW



Vigor Master Pty Ltd

Suite 201A, 24 Thomas St,  
Chatswood NSW 2067

Tel. 02 9411 3998  
Fax. 02 9413 3983  
Email. info@vigormaster.com.au

Drawn by: RT

Checked by: MW

Title: ROOF PLAN

Job Number: DA8LPD

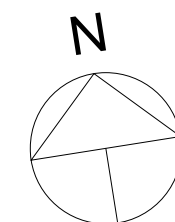
Date: 18.08.2021

Drawing Number: 104

Scale @ A1: 1 : 100

Scale @ A3:

Rev:



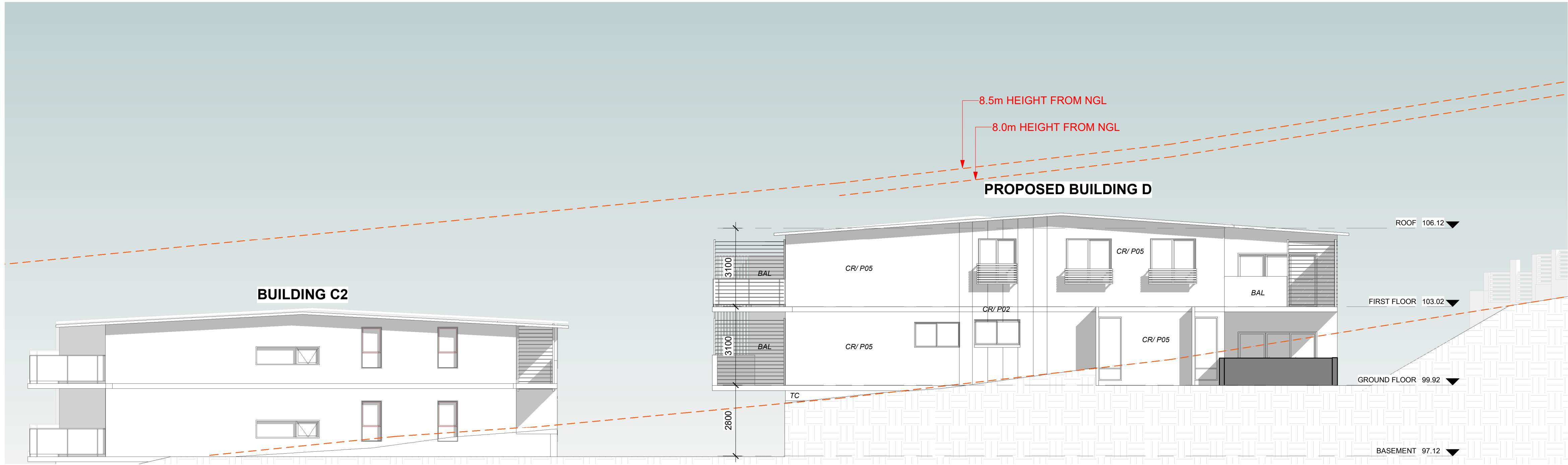


1

SITE ELEVATION- NORTH

201

1 : 100

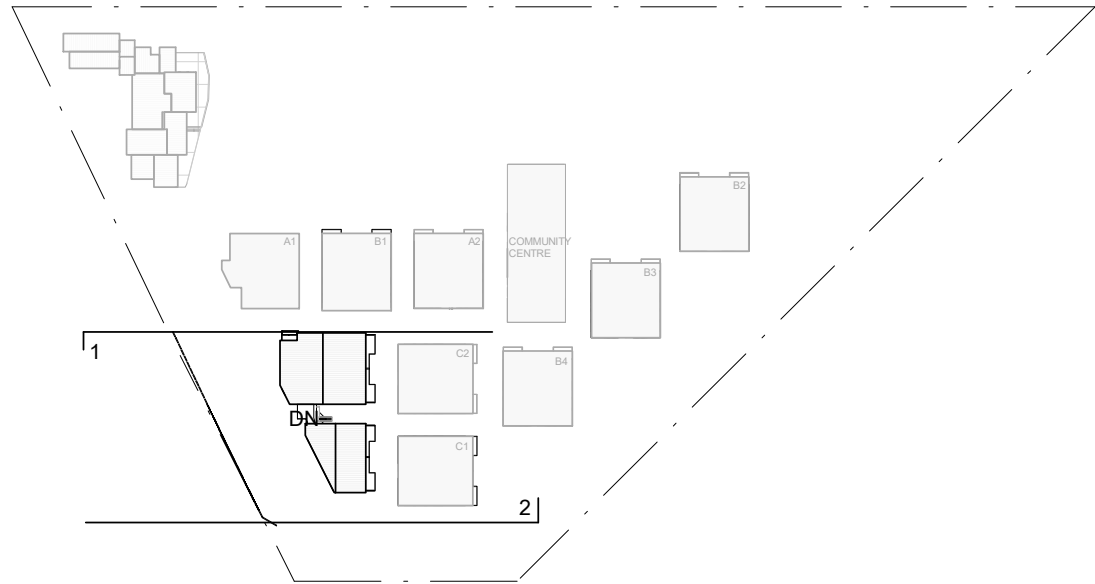
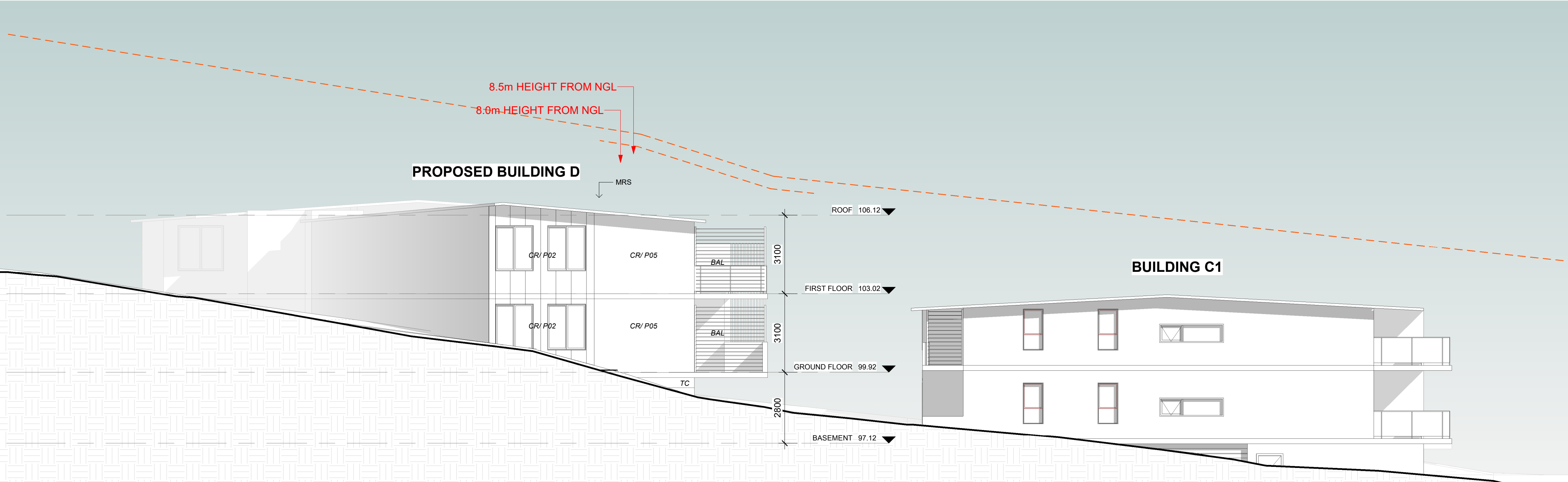


2

SITE ELEVATION- SOUTH

201

1 : 100



Figured dimensions must be taken in preference to scaled dimensions. All site dimensions and levels are to be verified on site prior to any work being commenced. Any discrepancies should be reported to the designer immediately. All workmanship and materials whether specified or implied must comply with all current and relevant building codes. These drawings must be read in conjunction with the Specification. It should be noted that these documents have been prepared to comply with the building regulations applicable at the time of preparation. It should be noted that the Building Code of Australia is continually upgraded and amended. Responsibility will only be accepted for compliance with the Building Code of Australia and its referenced standards applicable at the time of document preparation.

No work can commence on this project until full Development Approval under the Development Act 1993 has been obtained, and mandatory notification given to council.

Builder and client to verify survey pegs on boundaries prior to any building work commencing.

Builder must confirm on-site documents are the current set, by phoning both Architectural and Engineering offices prior to work commencing.

Copyright ©

These drawings are Copyright © and remain the exclusive property of The Vigor Master Pty Ltd. All parts reserved. Reproduction of the whole or part of these drawings without written permission is prohibited.

Date	Rev	Amendment
------	-----	-----------

PROPOSED BLDG D

DA  
8 Lady Penrhyn Dr, Beacon Hill NSW



Vigor Master Pty Ltd

Suite 201A, 24 Thomas St,  
Chatswood NSW 2067  
Tel. 02 9411 3998  
Fax. 02 9413 3983  
Email. info@vigormaster.com.au

Drawn by: RT  
Checked by: MW

Title: ELEVATIONS

Job Number: DA8LPD

Date: 18.08.2021

Drawing Number: 201

Scale @ A1: 1 : 100  
Scale @ A3: 1 : 200  
Rev:

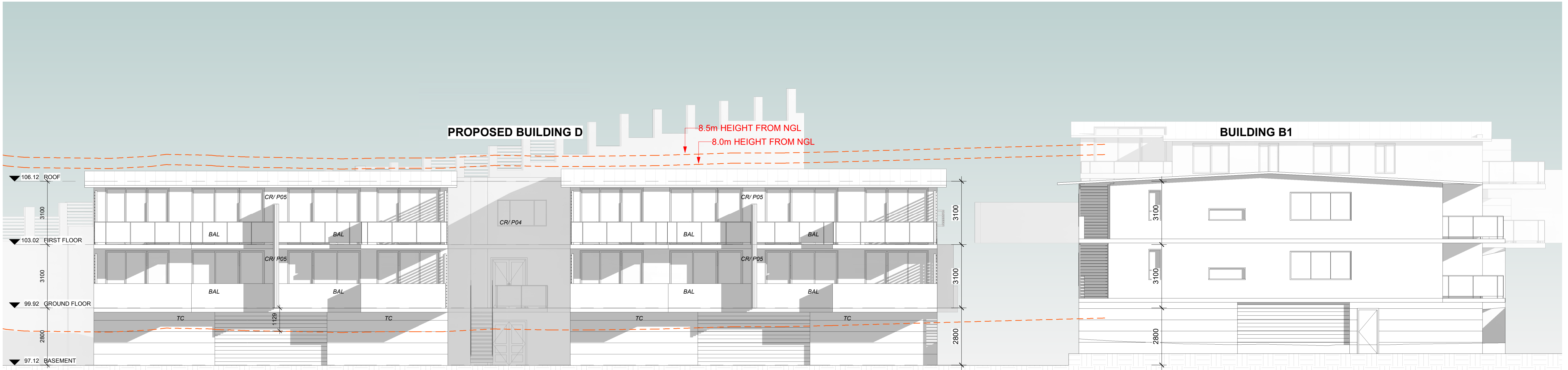


0mm

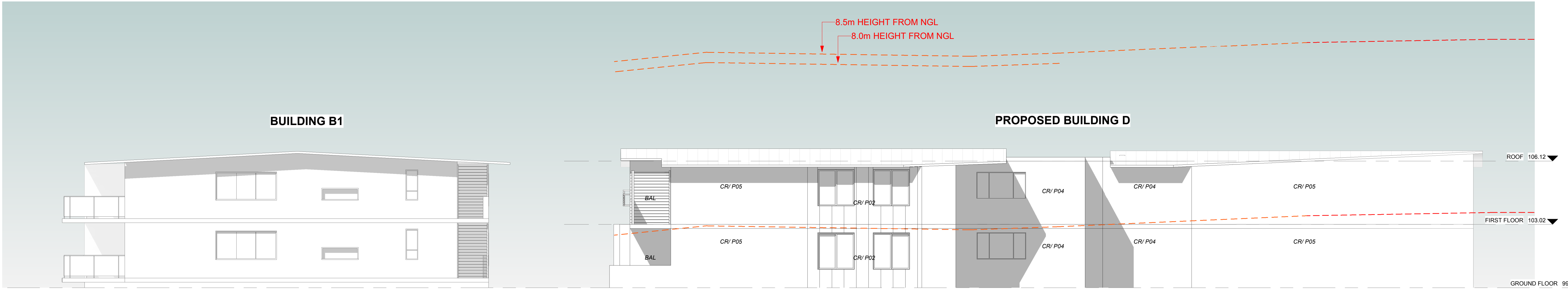
200mm

400mm

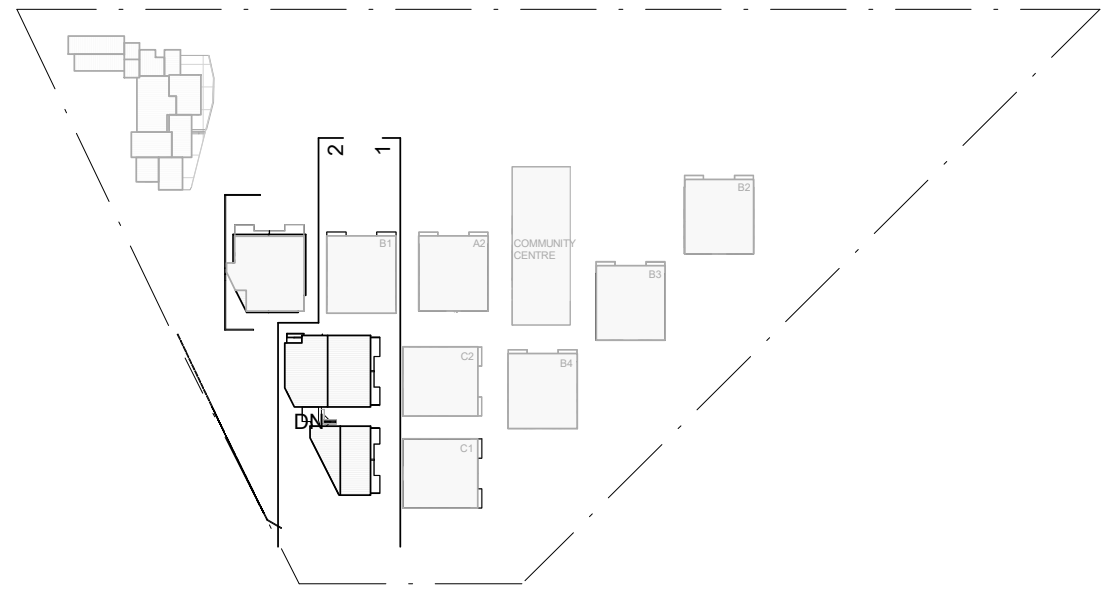
600mm



1 SITE ELEVATION- EAST  
202 1: 100



2 SITE ELEVATION- WEST  
202 1: 100



Figured dimensions must be taken in preference to scaled dimensions. All site dimensions and levels are to be verified on site prior to any work being commenced. Any discrepancies should be reported to the designer immediately. All workmanship and materials whether specified or implied must comply with all current and relevant building codes. These drawings must be read in conjunction with the Specification. It should be noted that these documents have been prepared to comply with the building regulations applicable at the time of preparation. It should be noted that the Building Code of Australia is continually upgraded and amended. Responsibility will only be accepted for compliance with the Building Code of Australia and its referenced standards applicable at the time of document preparation.

No work can commence on this project until full Development Approval under the Development Act 1993 has been obtained, and mandatory notification given to council.

Builder and client to verify survey pegs on boundaries prior to any building work commencing.

Builder must confirm on-site documents are the current set, by phoning both Architectural and Engineering offices prior to work commencing.

Copyright ©

These drawings are Copyright © and remain the exclusive property of The Vigor Master Pty Ltd. All parts reserved. Reproduction of the whole or part of these drawings without written permission is prohibited.

Date	Rev	Amendment
------	-----	-----------

PROPOSED BLDG D

DA  
8 Lady Penrhyn Dr, Beacon Hill NSW



Vigor Master Pty Ltd

Suite 201A, 24 Thomas St,  
Chatswood NSW 2067  
Tel. 02 9411 3998  
Fax. 02 9413 3983  
Email. info@vigmaster.com.au

Drawn by: RT  
Checked by: MW

Title: ELEVATIONS

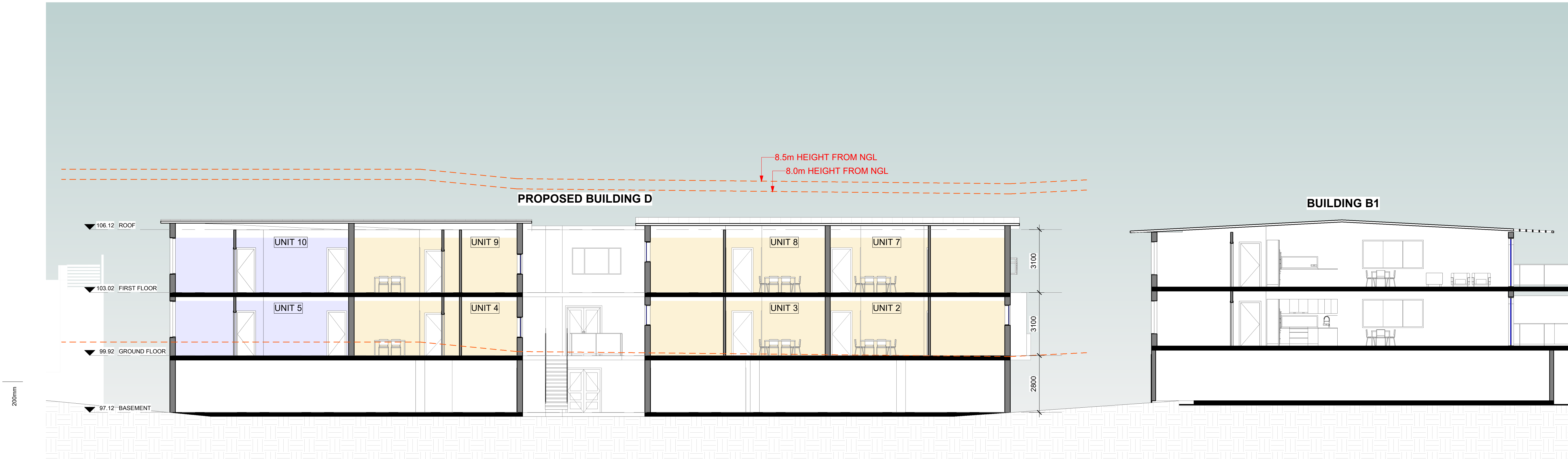
Job Number: DA8LPD

Date: 18.08.2021

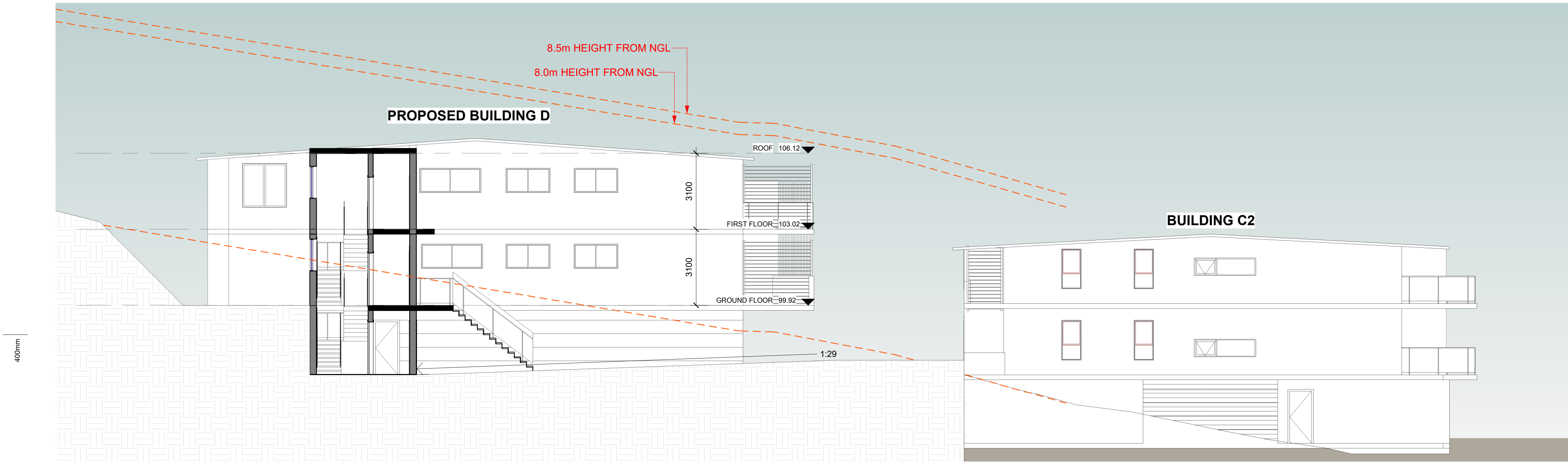
Drawing Number: 202

Scale @ A1: 1 : 100  
Scale @ A3: 1 : 200  
Rev:

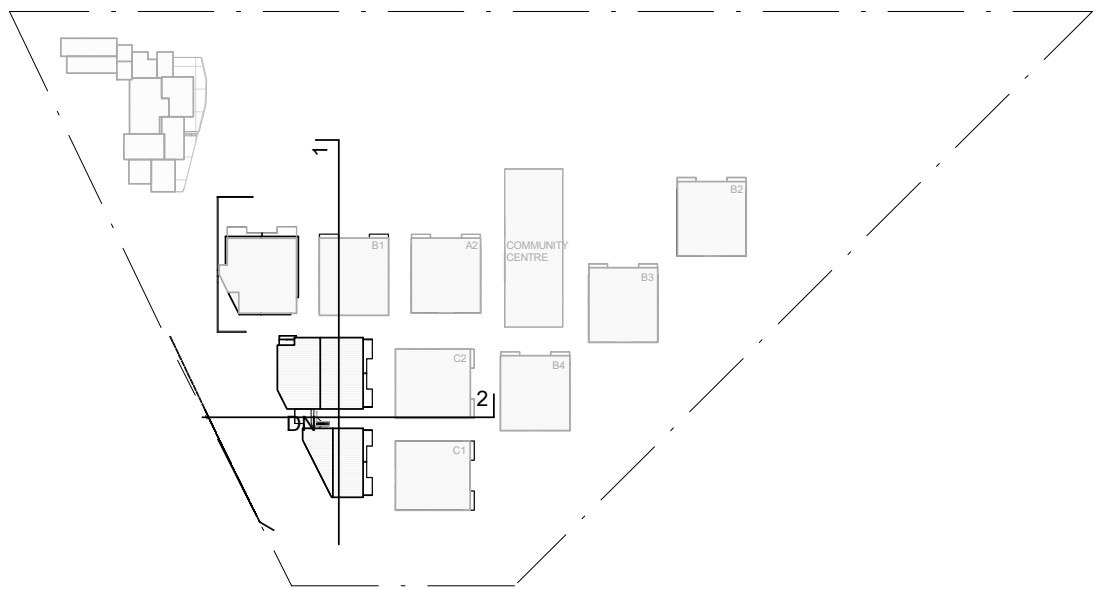




1 SITE SECTION 1  
301 1 : 100



2 SITE SECTION 2  
301 1 : 100



Figured dimensions must be taken in preference to scaled dimensions. All site dimensions and levels are to be verified on site prior to any work being commenced. Any discrepancies should be reported to the designer immediately. All workmanship and materials whether specified or implied must comply with all current and relevant building codes. These drawings must be read in conjunction with the Specification. It should be noted that these documents have been prepared to comply with the building regulations applicable at the time of preparation. It should be noted that the Building Code of Australia is continually upgraded and amended. Responsibility will only be accepted for compliance with the Building Code of Australia and its referenced standards applicable at the time of document preparation.

No work can commence on this project until full Development Approval under the Development Act 1993 has been obtained, and mandatory notification given to council.

Builder and client to verify survey pegs on boundaries prior to any building work commencing.

Builder must confirm on-site documents are the current set, by phoning both Architectural and Engineering offices prior to work commencing.

Copyright ©  
These drawings are Copyright © and remain the exclusive property of The Vigor Master Pty Ltd. All parts reserved. Reproduction of the whole or part of these drawings without written permission is prohibited.

Date	Rev	Amendment
------	-----	-----------

PROPOSED BLDG D

DA  
8 Lady Penrhyn Dr, Beacon Hill NSW



Vigor Master Pty Ltd

Suite 201A, 24 Thomas St,  
Chatswood NSW 2067  
Tel. 02 9411 3998  
Fax. 02 9413 3983  
Email. info@vigormaster.com.au

Drawn by: RT  
Checked by: MW

Title: SECTIONS

Job Number: DA8LPD

Date: 18.08.2021

Drawing Number: 301

Scale @ A1: 1 : 100  
Scale @ A3: 1 : 200

Rev:

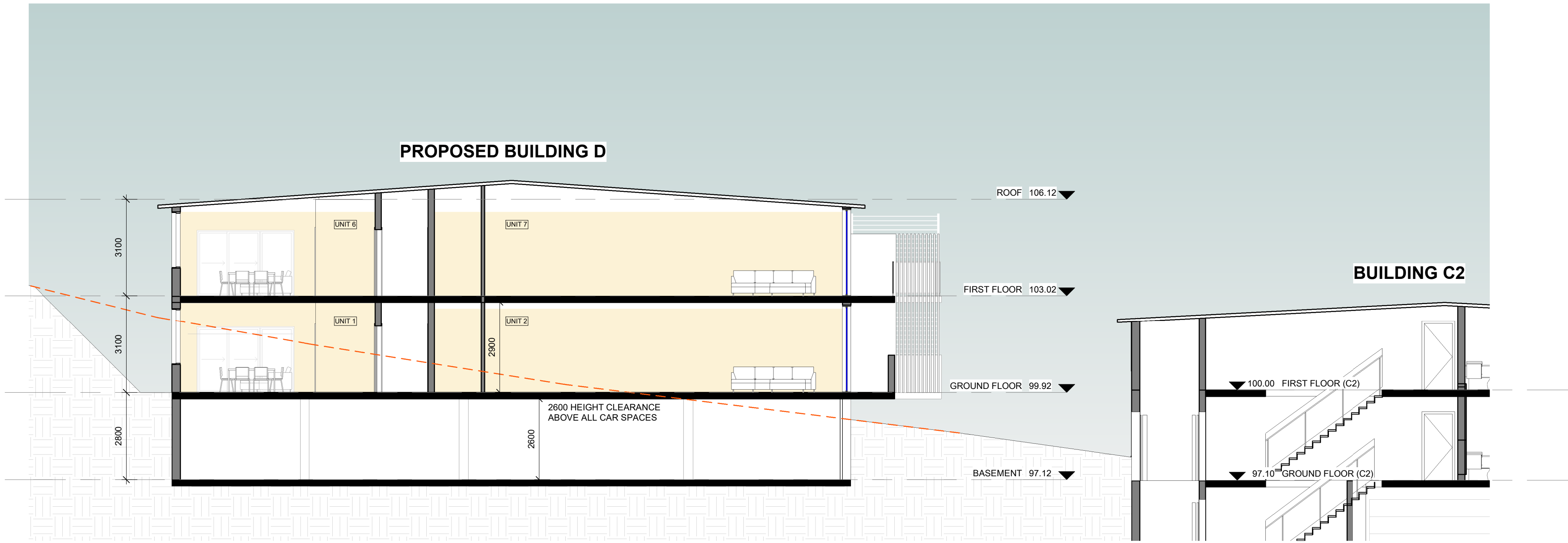


0mm

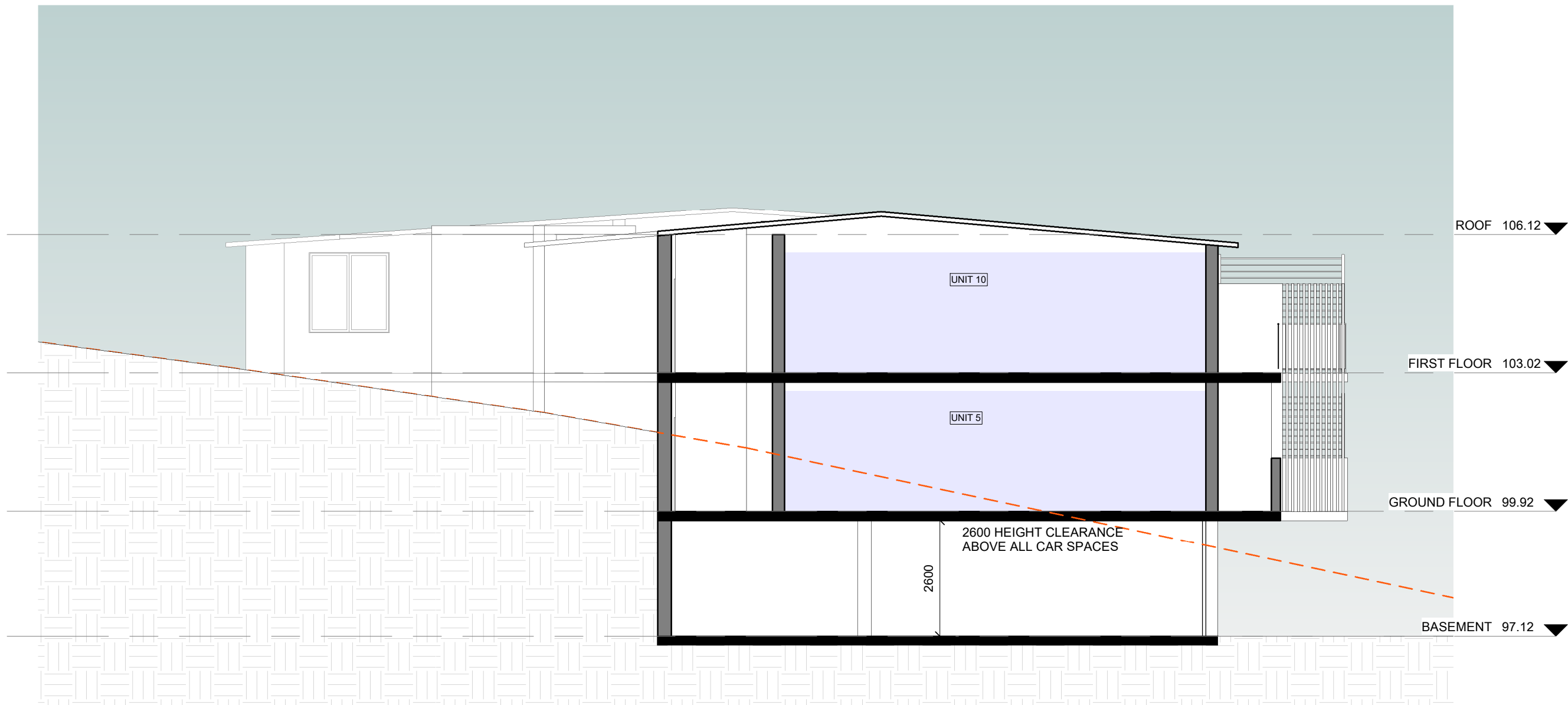
200mm

400mm

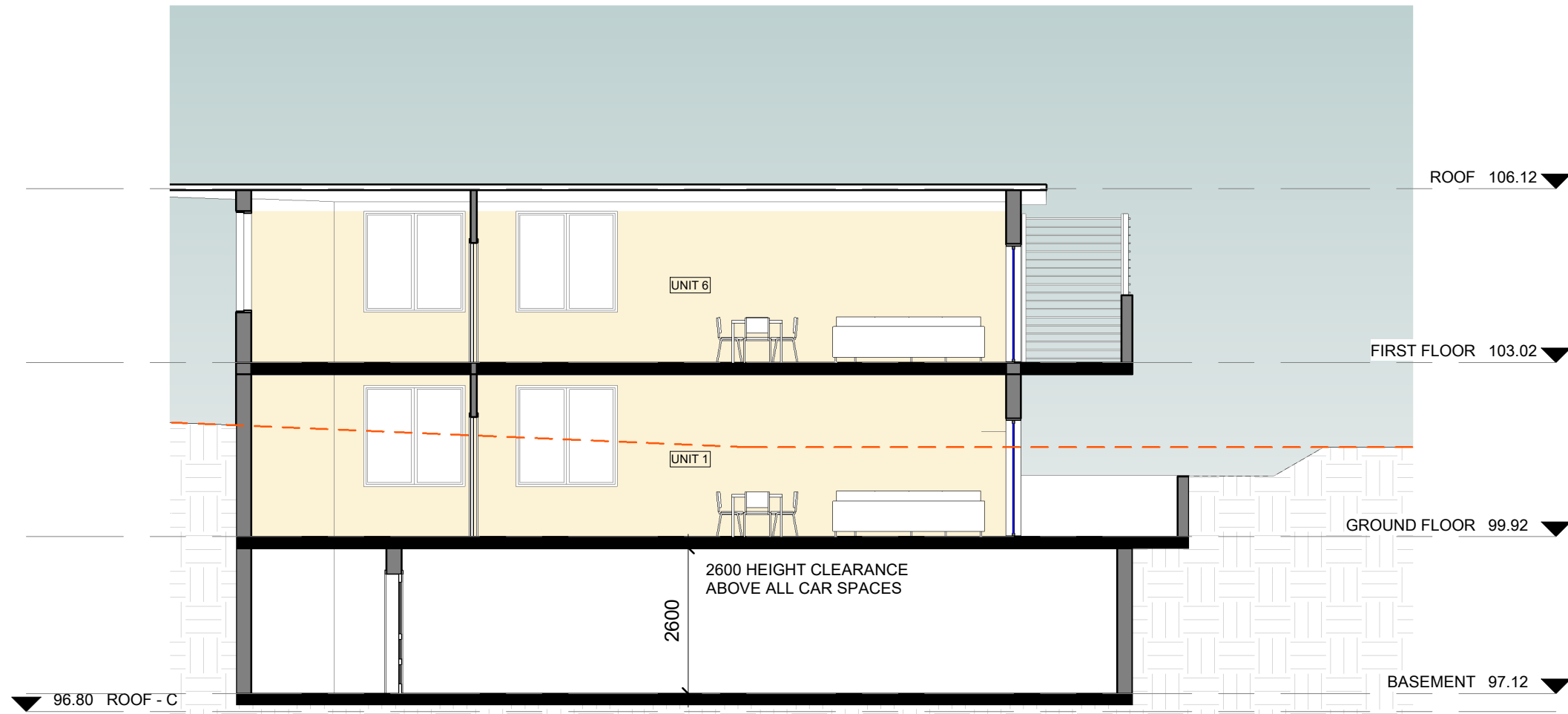
600mm



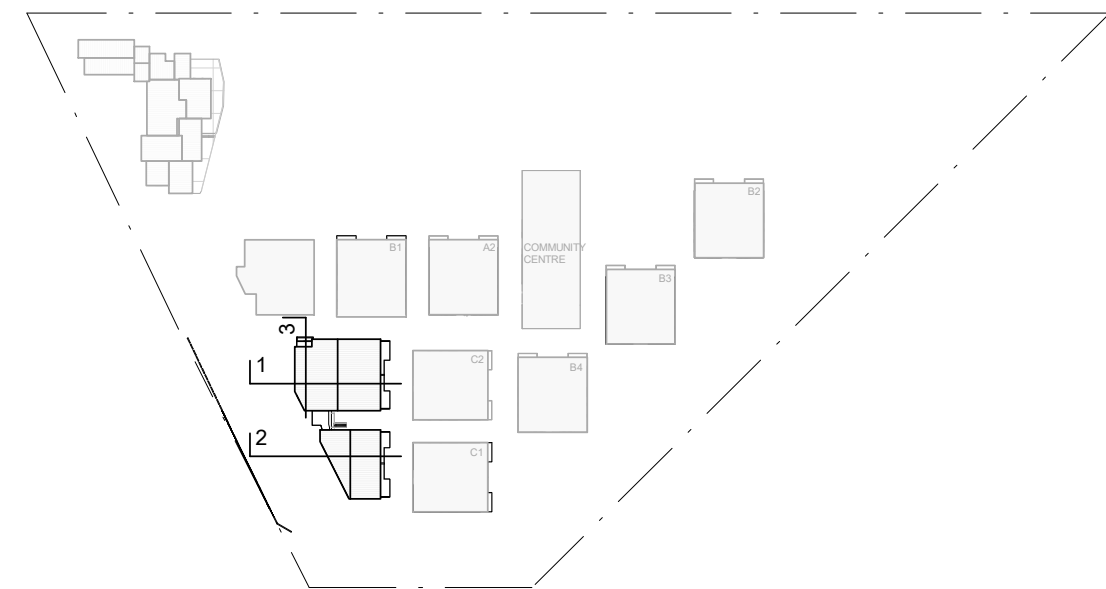
1 BUILDING D NORTH SECTION  
302 1 : 100



2 BUILDING D SOUTH SECTION  
302 1 : 100



3 Section 5  
302 1 : 100



Figured dimensions must be taken in preference to scaled dimensions. All site dimensions and levels are to be verified on site prior to any work being commenced. Any discrepancies should be reported to the designer immediately. All workmanship and materials whether specified or implied must comply with all current and relevant building codes. These drawings must be read in conjunction with the Specification. It should be noted that these documents have been prepared to comply with the building regulations applicable at the time of preparation. It should be noted that the Building Code of Australia is continually upgraded and amended. Responsibility will only be accepted for compliance with the Building Code of Australia and its referenced standards applicable at the time of document preparation.

No work can commence on this project until full Development Approval under the Development Act 1993 has been obtained, and mandatory notification given to council. Builder and client to verify survey pegs on boundaries prior to any building work commencing. Builder must confirm on-site documents are the current set, by phoning both Architectural and Engineering offices prior to work commencing.

Copyright ©  
These drawings are Copyright © and remain the exclusive property of The Vigor Master Pty Ltd. All parts reserved. Reproduction of the whole or part of these drawings without written permission is prohibited.

Date	Rev	Amendment
------	-----	-----------

PROPOSED BLDG D

DA  
8 Lady Penrhyn Dr, Beacon Hill NSW



Vigor Master Pty Ltd

Suite 201A, 24 Thomas St,  
Chatswood NSW 2067  
Tel. 02 9411 3998  
Fax. 02 9413 3983  
Email. info@vigormaster.com.au

Drawn by: RT  
Checked by: MW

Title: SECTIONS

Job Number: DA8LPD

Date: 18.08.2021

Drawing Number: 302

Scale @ A1: 1 : 100  
Scale @ A3: 1 : 200

Rev:



0mm

200mm

400mm

600mm

200mm

400mm

PROPOSED BUILDING D

HEIGHT LIMIT 8.5m



Figured dimensions must be taken in preference to scaled dimensions. All site dimensions and levels are to be verified on site prior to any work being commenced. Any discrepancies should be reported to the designer immediately. All workmanship and materials whether specified or implied must comply with all current and relevant building codes. These drawings must be read in conjunction with the Specification. It should be noted that these documents have been prepared to comply with the building regulations applicable at the time of preparation. It should be noted that the Building Code of Australia is continually upgraded and amended. Responsibility will only be accepted for compliance with the Building Code of Australia and its referenced standards applicable at the time of document preparation.

No work can commence on this project until full Development Approval under the Development Act 1993 has been obtained, and mandatory notification given to council.

Builder and client to verify survey pegs on boundaries prior to any building work commencing.

Builder must confirm on-site documents are the current set, by phoning both Architectural and Engineering offices prior to work commencing.

Copyright ©

These drawings are Copyright © and remain the exclusive property of The Vigor Master Pty Ltd. All parts reserved. Reproduction of the whole or part of these drawings without written permission is prohibited.

Date	Rev	Amendment
------	-----	-----------

PROPOSED BLDG D

DA  
8 Lady Penrhyn Dr, Beacon Hill NSW



Vigor Master Pty Ltd

Suite 201A, 24 Thomas St,  
Chatswood NSW 2067

Tel. 02 9411 3998  
Fax. 02 9413 3983  
Email. info@vigmaster.com.au

Drawn by: RT

Checked by: MW

Title: HEIGHT LIMIT 8.5m

Job Number: DA8LPD

Date: 18.08.2021


Drawing Number: 401

Scale @ A1: NTS  
Scale @ A3:

Rev:



SCHEDULE OF EXTERNAL FINISHES –  
PROPOSED SENIORS LIVING AT 8 LADY PENRHYN DRIVE, BEACON HILL

ELEMENT	MATERIAL	SAMPLE	ELEMENT	MATERIAL	SAMPLE
AL	Aluminium Window/Door Frame Finish - <i>'Satin Slate Grey'</i>		ALG	Aluminium Framed Glazing	
BAL	Concrete & Glass with timber handrails		CFC	SCYON Cladding 'Stria' with Paint Finish	
CR	Cement Render		MRS	Metal Roof Sheetting Colorbond - <i>'Woodland Grey'</i>	
P01	Paint Finish Murobond - <i>'Tumbleweed 76'</i>		P02	Paint Finish Resene - <i>'Half Mondo'</i>	
P03	Paint Finish Kiem - <i>'9523 (846)'</i>		TC	Textural Coating Wattyl Granosite Base - <i>'Dark Shadow Wattyl 78C – 4D'</i>	

200mm

400mm





Figured dimensions must be taken in preference to scaled dimensions. All site dimensions and levels are to be verified on site prior to any work being commenced. Any discrepancies should be reported to the designer immediately. All workmanship and materials whether specified or implied must comply with all current and relevant building codes. These drawings must be read in conjunction with the Specification. It should be noted that these documents have been prepared to comply with the building regulations applicable at the time of preparation. It should be noted that the Building Code of Australia is continually upgraded and amended. Responsibility will only be accepted for compliance with the Building Code of Australia and its referenced standards applicable at the time of document preparation.

No work can commence on this project until full Development Approval under the Development Act 1993 has been obtained, and mandatory notification given to council. Builder and client to verify survey pegs on boundaries prior to any building work commencing. Builder must confirm on-site documents are the current set, by phoning both Architectural and Engineering offices prior to work commencing.

Copyright ©  
These drawings are Copyright © and remain the exclusive property of The Vigor Master Pty Ltd. All parts reserved. Reproduction of the whole or part of these drawings without written permission is prohibited.

Date	Rev	Amendment
------	-----	-----------

PROPOSED BLDG D

DA  
8 Lady Penrhyn Dr, Beacon Hill NSW



Vigor Master Pty Ltd

Suite 201A, 24 Thomas St,  
Chatswood NSW 2067

Tel. 02 9411 3998  
Fax. 02 9413 3983  
Email. info@vigormaster.com.au

Drawn by: Author  
Checked by: Checker

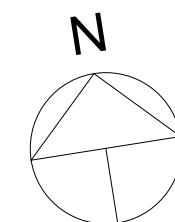
Title: OVERALL SOLAR ACCESS- GF

Job Number: DA8LPD

Date: 18.08.2021

Drawing Number: P01

Scale @ A1: 1 : 400  
Scale @ A3: 1 : 800  
Rev:







Figured dimensions must be taken in preference to scaled dimensions. All site dimensions and levels are to be verified on site prior to any work being commenced. Any discrepancies should be reported to the designer immediately. All workmanship and materials whether specified or implied must comply with all current and relevant building codes. These drawings must be read in conjunction with the Specification. It should be noted that these documents have been prepared to comply with the building regulations applicable at the time of preparation. It should be noted that the Building Code of Australia is continually upgraded and amended. Responsibility will only be accepted for compliance with the Building Code of Australia and its referenced standards applicable at the time of document preparation.

No work can commence on this project until full Development Approval under the Development Act 1993 has been obtained, and mandatory notification given to council. Builder and client to verify survey pegs on boundaries prior to any building work commencing. Builder must confirm on-site documents are the current set, by phoning both Architectural and Engineering offices prior to work commencing.

Copyright ©  
These drawings are Copyright © and remain the exclusive property of The Vigor Master Pty Ltd. All parts reserved. Reproduction of the whole or part of these drawings without written permission is prohibited.

Date	Rev	Amendment
------	-----	-----------

PROPOSED BLDG D

DA  
8 Lady Penrhyn Dr, Beacon Hill NSW



Vigor Master Pty Ltd

Suite 201A, 24 Thomas St,  
Chatswood NSW 2067  
Tel. 02 9411 3998  
Fax. 02 9413 3983  
Email. info@vigormaster.com.au

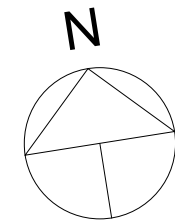
Drawn by: Author  
Checked by: Checker

Title: OVERALL SOLAR ACCESS- FF

Job Number: DA8LPD  
Date: 18.08.2021

Drawing Number: P02

Scale @ A1: 1 : 400  
Scale @ A3: 1 : 800  
Rev:







Figured dimensions must be taken in preference to scaled dimensions. All site dimensions and levels are to be verified on site prior to any work being commenced. Any discrepancies should be reported to the designer immediately. All workmanship and materials whether specified or implied must comply with all current and relevant building codes. These drawings must be read in conjunction with the Specification. It should be noted that these documents have been prepared to comply with the building regulations applicable at the time of preparation. It should be noted that the Building Code of Australia is continually upgraded and amended. Responsibility will only be accepted for compliance with the Building Code of Australia and its referenced standards applicable at the time of document preparation.

No work can commence on this project until full Development Approval under the Development Act 1993 has been obtained, and mandatory notification given to council. Builder and client to verify survey pegs on boundaries prior to any building work commencing.

Builder must confirm on-site documents are the current set, by phoning both Architectural and Engineering offices prior to work commencing.

Copyright ©  
These drawings are Copyright © and remain the exclusive property of The Vigor Master Pty Ltd. All parts reserved. Reproduction of the whole or part of these drawings without written permission is prohibited.

Date	Rev	Amendment
------	-----	-----------

PROPOSED BLDG D

DA  
8 Lady Penrhyn Dr, Beacon Hill NSW



Vigor Master Pty Ltd

Suite 201A, 24 Thomas St,  
Chatswood NSW 2067

Tel. 02 9411 3998  
Fax. 02 9413 3983  
Email. info@vigormaster.com.au

Drawn by: Author  
Checked by: Checker

Title: **OVERALL CROSS VENTILATION-  
GF&FF**

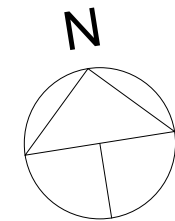
Job Number: DA8LPD

Date: 18.08.2021

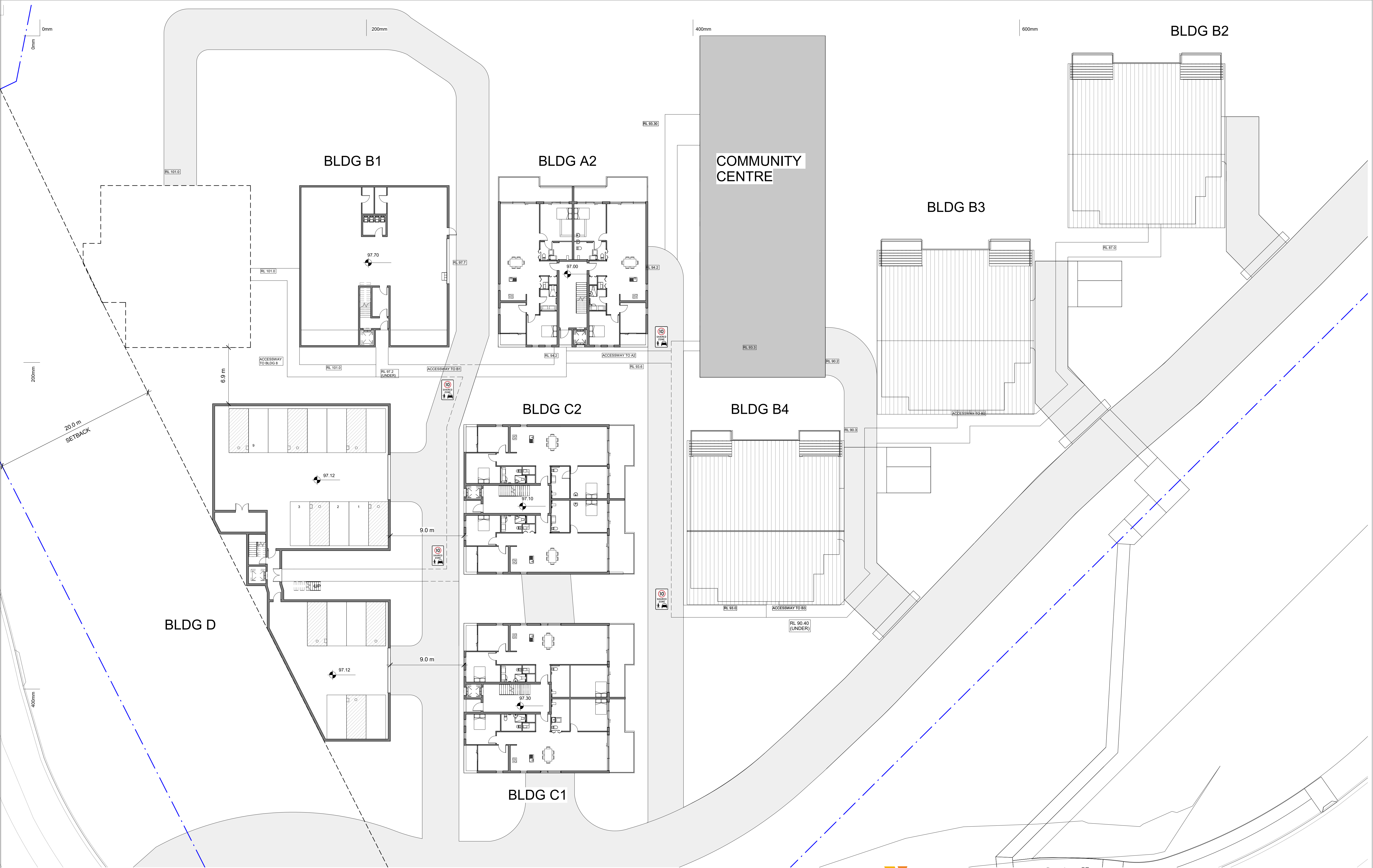
Drawing Number: P03

Scale @ A1: 1 : 400  
Scale @ A3: 1 : 800

Rev:







Figured dimensions must be taken in preference to scaled dimensions. All site dimensions and levels are to be verified on site prior to any work being commenced. Any discrepancies should be reported to the designer immediately. All workmanship and materials whether specified or implied must comply with all current and relevant building codes. These drawings must be read in conjunction with the Specification. It should be noted that these documents have been prepared to comply with the building regulations applicable at the time of preparation. It should be noted that the Building Code of Australia is continually upgraded and amended. Responsibility will only be accepted for compliance with the Building Code of Australia and its referenced standards applicable at the time of document preparation.

No work can commence on this project until full Development Approval under the Development Act 1993 has been obtained, and mandatory notification given to council.

Builder and client to verify survey pegs on boundaries prior to any building work commencing.

Builder must confirm on-site documents are the current set, by phoning both Architectural and Engineering offices prior to work commencing.

Copyright ©  
These drawings are Copyright © and remain the exclusive property of The Vigor Master Pty Ltd. All parts reserved. Reproduction of the whole or part of these drawings without written permission is prohibited.

Date	Rev	Amendment

PROPOSED BLDG D

DA  
8 Lady Penrhyn Dr, Beacon Hill NSW



Vigor Master Pty Ltd

Suite 201A, 24 Thomas St,  
Chatswood NSW 2067

Tel. 02 9411 3998  
Fax. 02 9413 3983  
Email. info@vigormaster.com.au

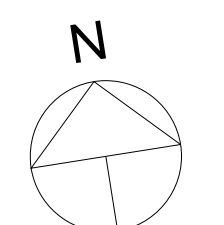
Drawn by: RT  
Checked by: MW

Title: LEVEL PLAN- RL 97.12

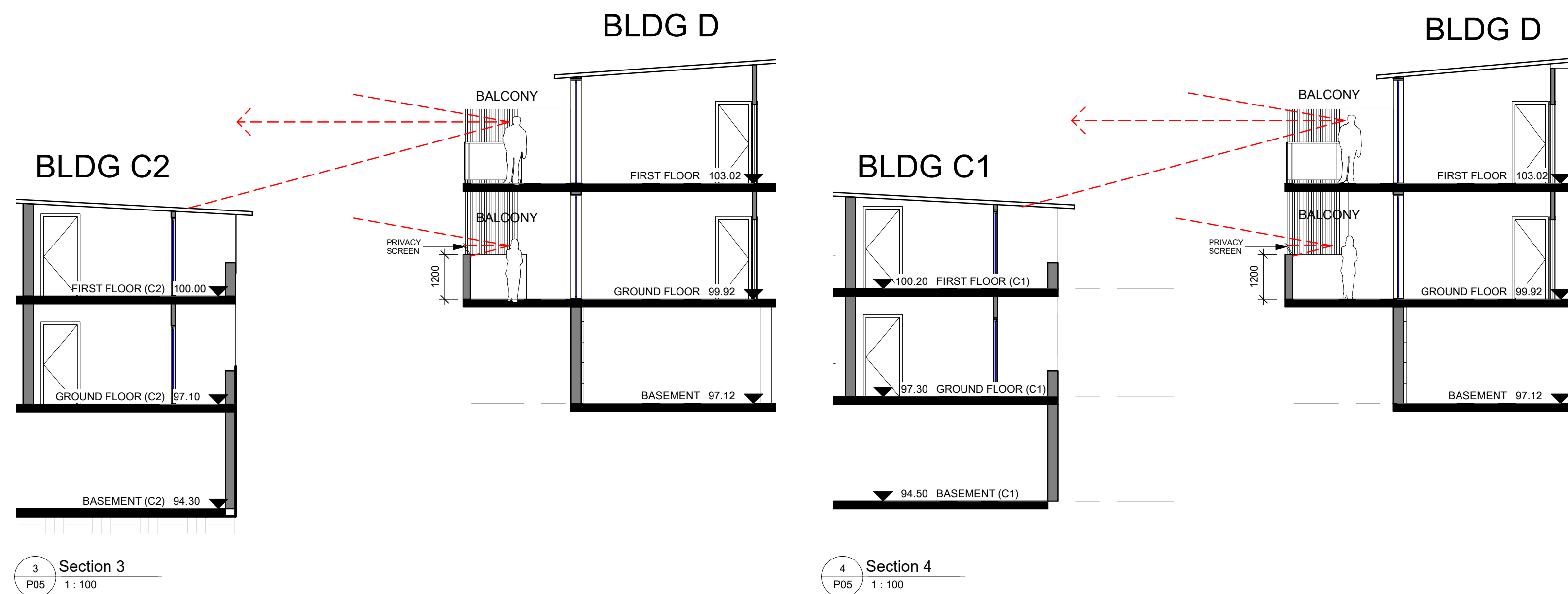
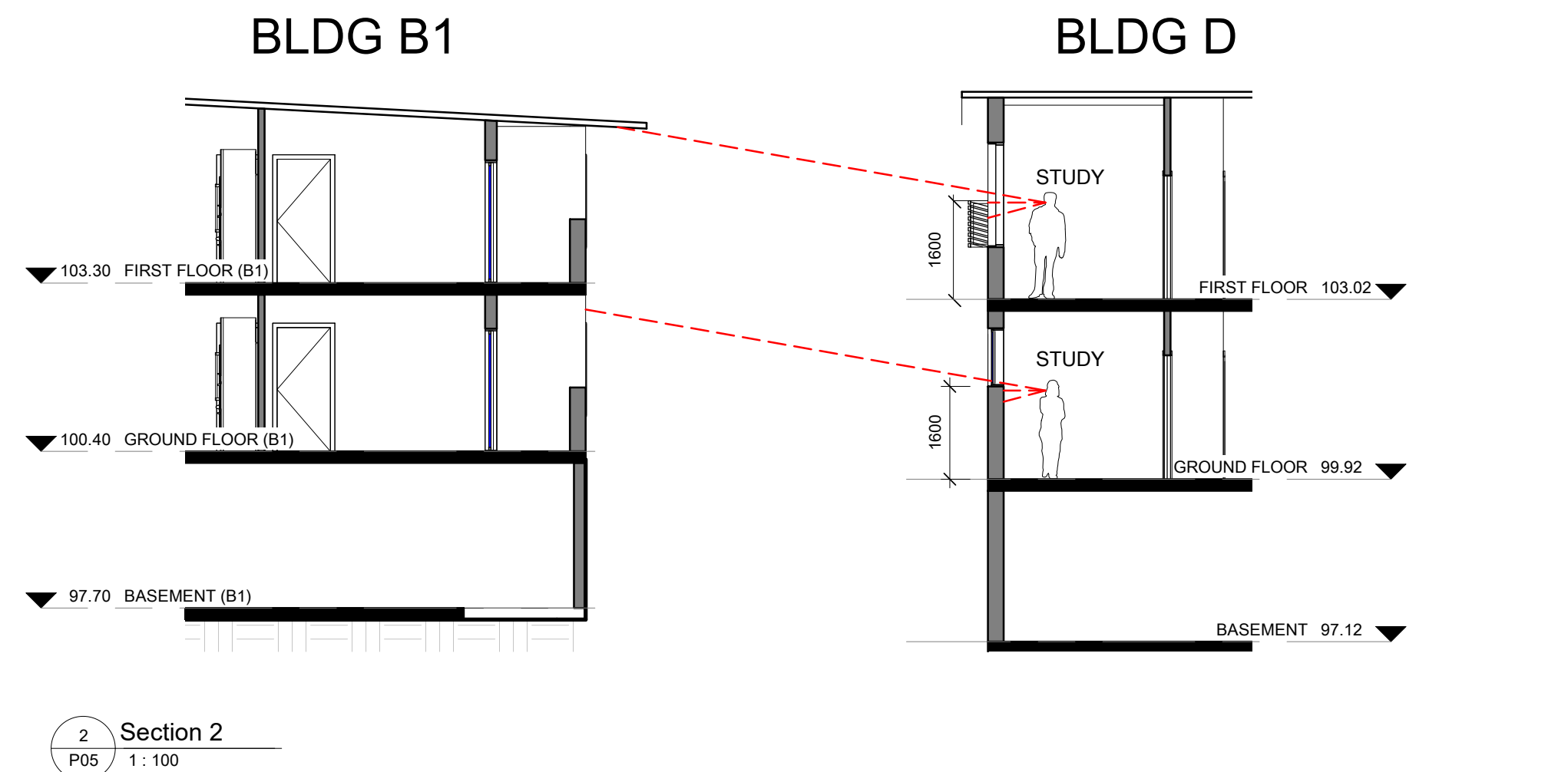
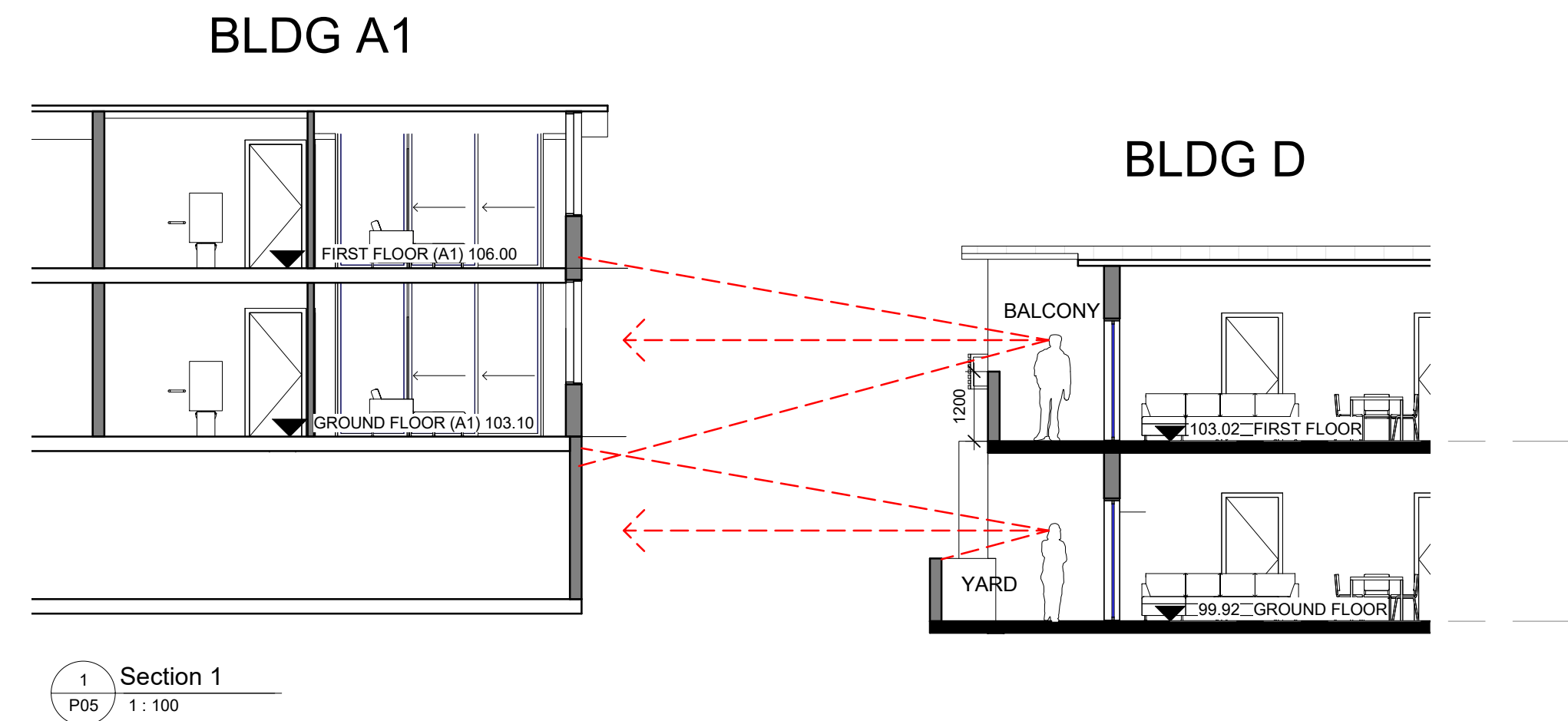
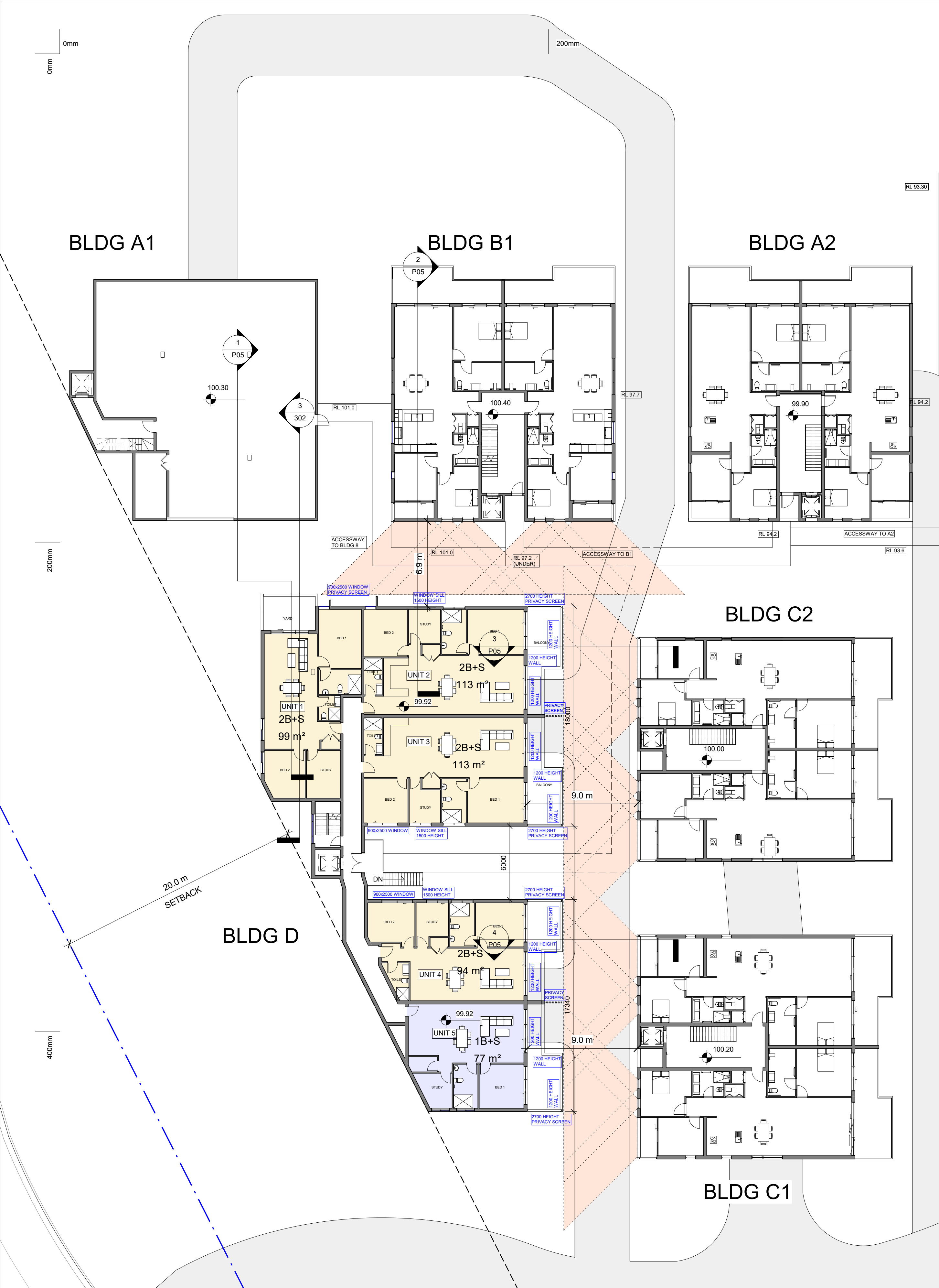
Job Number: DA8LPD  
Date: 18.08.2021  
Drawing Number: P04

Scale @ A1: 1 : 200  
Scale @ A3: 1 : 400

Rev:







Figured dimensions must be taken in preference to scaled dimensions. All site dimensions and levels are to be verified on site prior to any work being commenced. Any discrepancies should be reported to the designer immediately. All workmanship and materials whether specified or implied must comply with all current and relevant building codes. These drawings must be read in conjunction with the Specification. It should be noted that these documents have been prepared to comply with the building regulations applicable at the time of preparation. It should be noted that the Building Code of Australia is continually upgraded and amended. Responsibility will only be accepted for compliance with the Building Code of Australia and its referenced standards applicable at the time of document preparation.

No work can commence on this project until full Development Approval under the Development Act 1993 has been obtained, and mandatory notification given to council.

Builder and client to verify survey pegs on boundaries prior to any building work commencing.

Builder must confirm on-site documents are the current set, by phoning both Architectural and Engineering offices prior to work commencing.

Copyright ©  
These drawings are Copyright © and remain the exclusive property of The Vigor Master Pty Ltd. All parts reserved. Reproduction of the whole or part of these drawings without written permission is prohibited.

Date	Rev	Amendment
------	-----	-----------

PROPOSED BLDG D

DA  
8 Lady Penrhyn Dr, Beacon Hill NSW



Vigor Master Pty Ltd

Suite 201A, 24 Thomas St,  
Chatswood NSW 2067  
Tel. 02 9411 3998  
Fax. 02 9413 3983  
Email. info@vigormaster.com.au

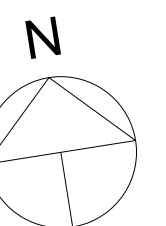
Drawn by: RT  
Checked by: MW

Title: LEVEL PLAN- RL 99.92

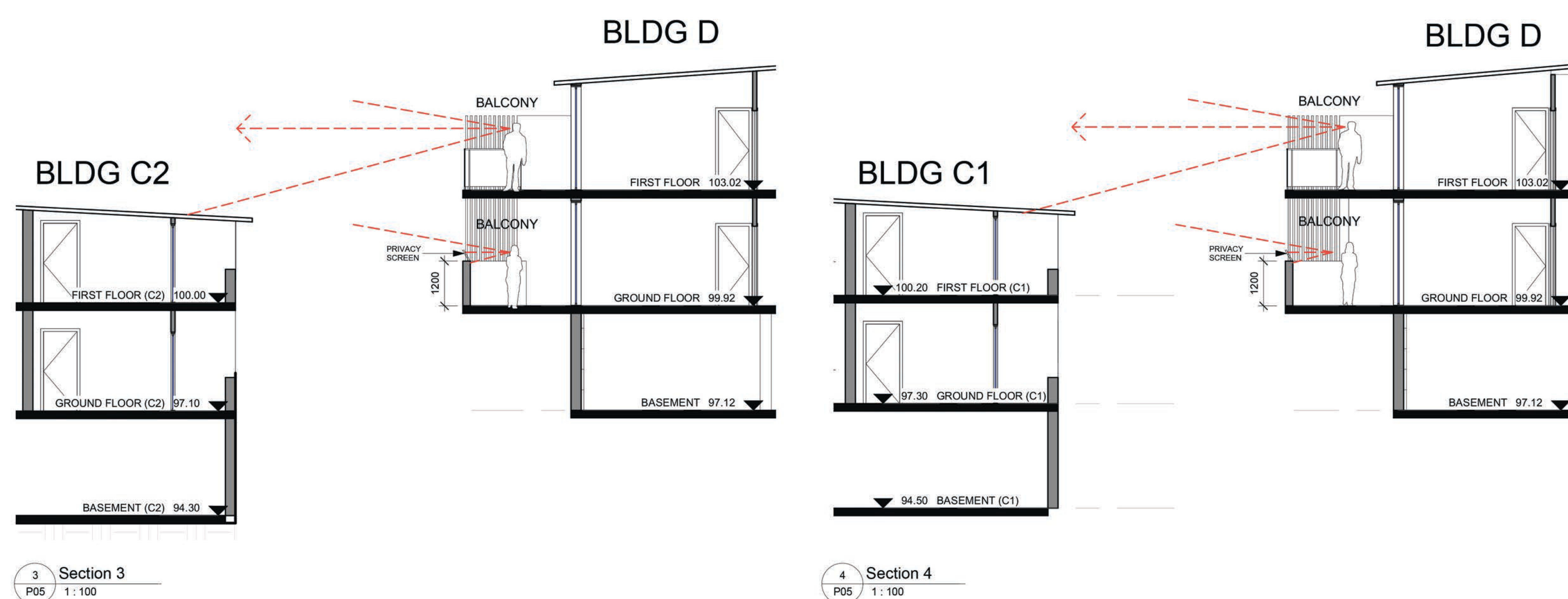
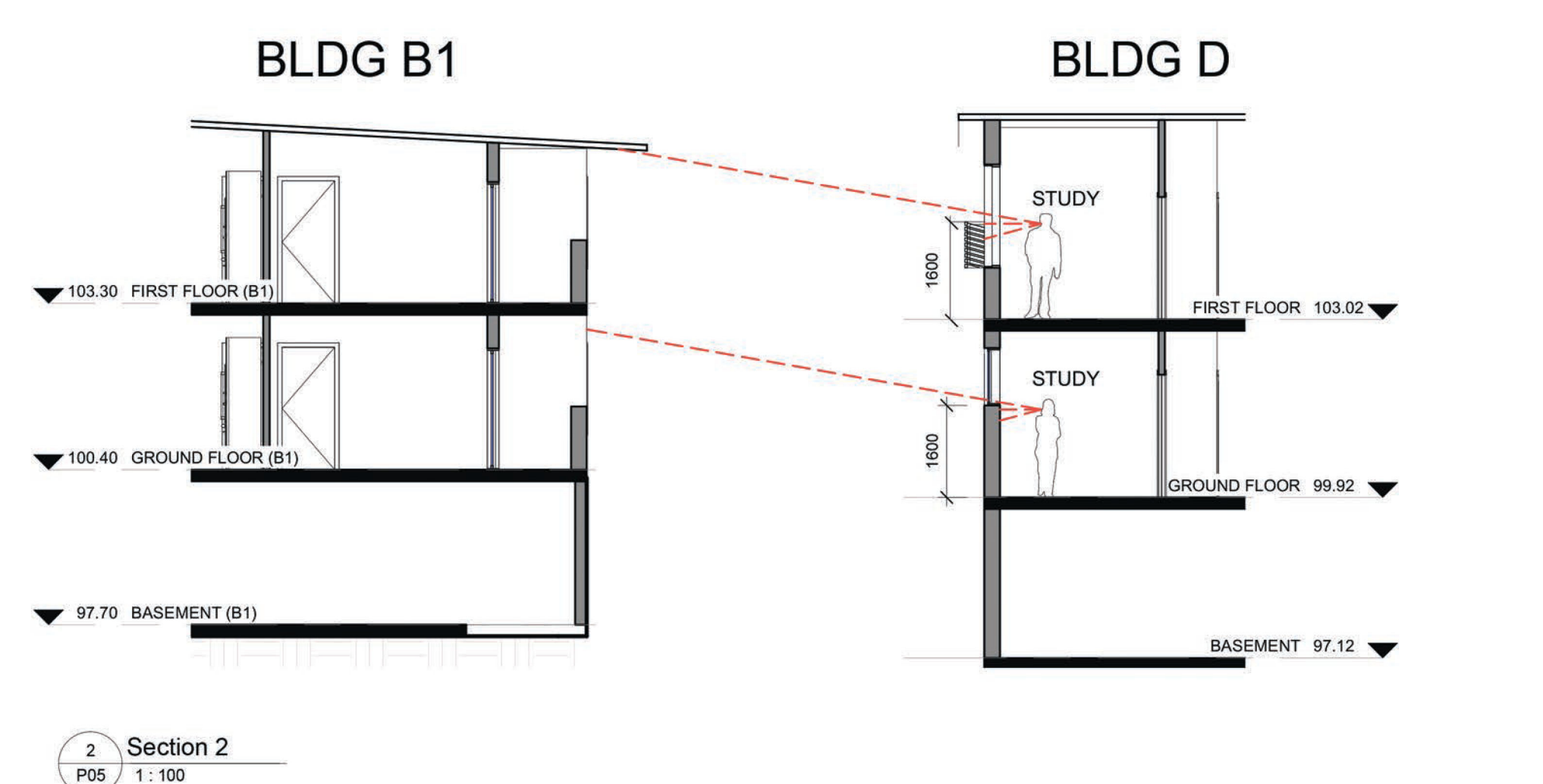
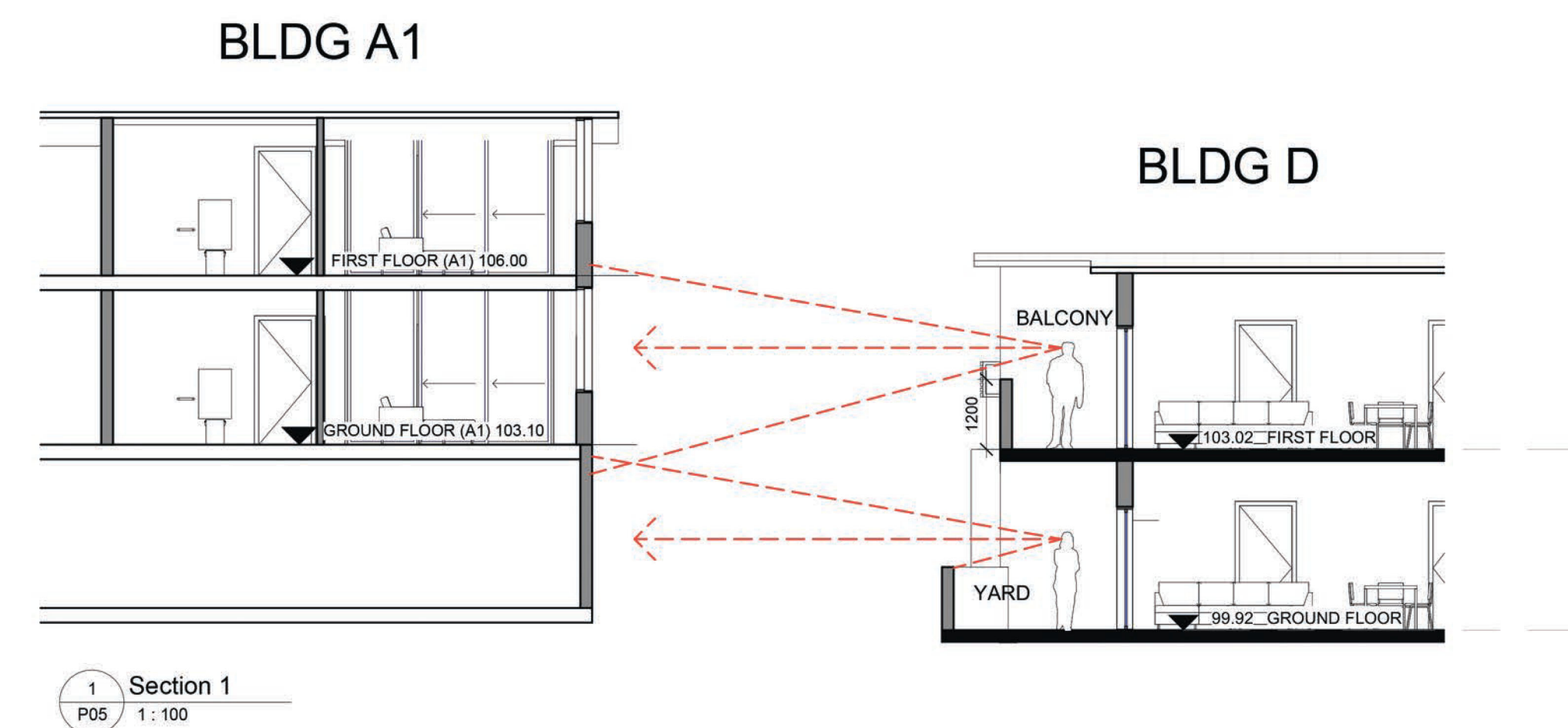
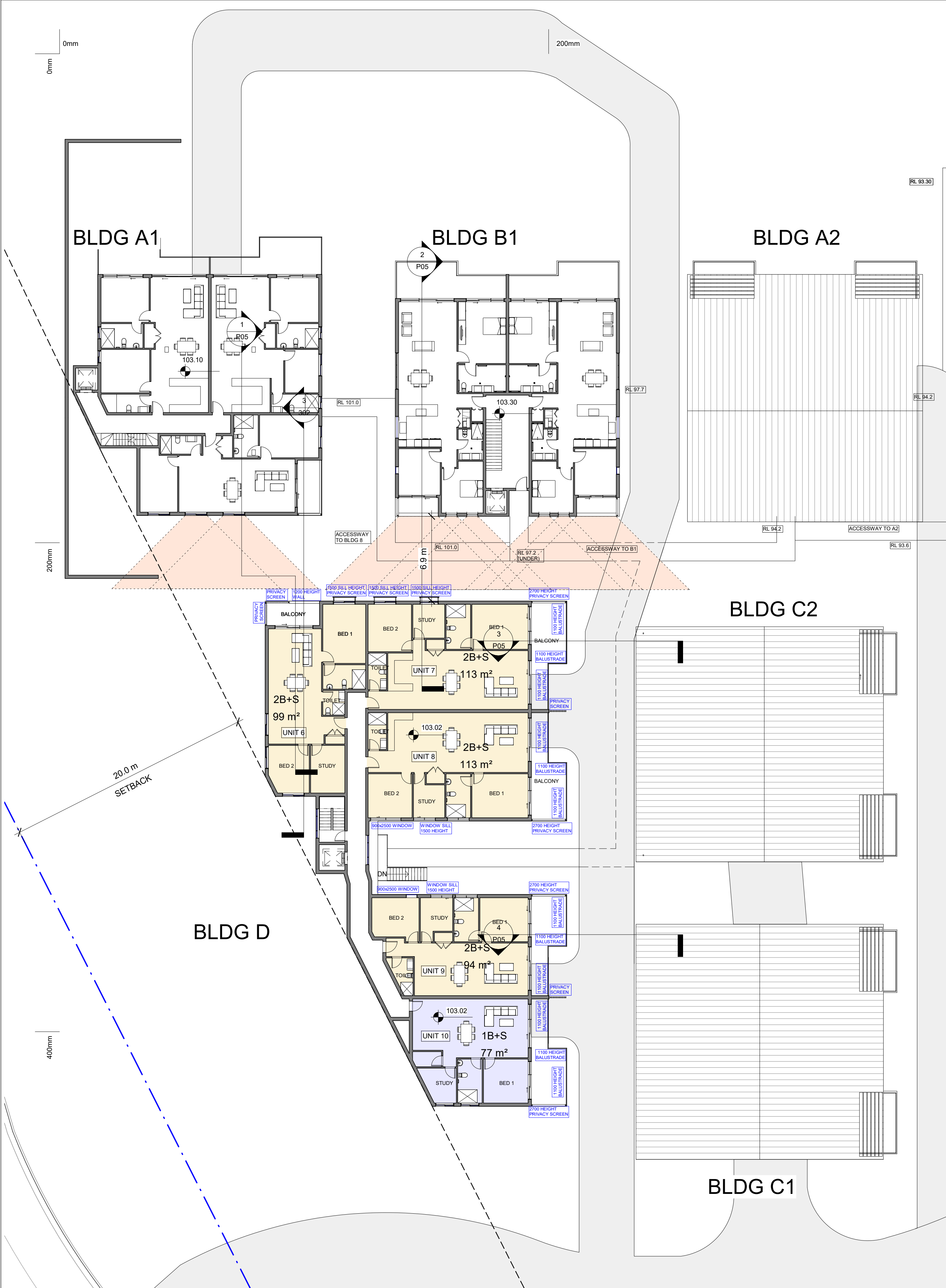
Job Number: DA8LPD  
Date: 18.08.2021

Drawing Number: P05

Scale @ A1: As  
Scale @ A3: 1:400d  
Rev:







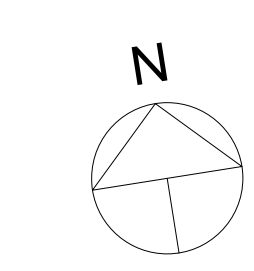
PROPOSED BLDG D

DA  
8 Lady Penrhyn Dr, Beacon Hill NSW

**VIGOR MASTER**  
Land Development  
Architecture Design  
Construction Management

Vigor Master Pty Ltd  
Suite 201A, 24 Thomas St,  
Chatswood NSW 2067  
Tel. 02 9411 3998  
Fax. 02 9413 3983  
Email. info@vigormaster.com.au

Drawn by: RT  
Checked by: MW  
Title: LEVEL PLAN- RL 103.02  
Job Number: DA8LPD  
Date: 18.08.2021 Drawing Number: P06  
Rev:



Figured dimensions must be taken in preference to scaled dimensions. All site dimensions and levels are to be verified on site prior to any work being commenced. Any discrepancies should be reported to the designer immediately. All workmanship and materials whether specified or implied must comply with all current and relevant building codes. These drawings must be read in conjunction with the Specification. It should be noted that these documents have been prepared to comply with the building regulations applicable at the time of preparation. It should be noted that the Building Code of Australia is continually upgraded and amended. Responsibility will only be accepted for compliance with the Building Code of Australia and its referenced standards applicable at the time of document preparation.

No work can commence on this project until full Development Approval under the Development Act 1993 has been obtained, and mandatory notification given to council.

Builder and client to verify survey pegs on boundaries prior to any building work commencing.

Builder must confirm on-site documents are the current set, by phoning both Architectural and Engineering offices prior to work commencing.

Copyright ©  
These drawings are Copyright © and remain the exclusive property of The Vigor Master Pty Ltd. All parts reserved. Reproduction of the whole or part of these drawings without written permission is prohibited.

Date	Rev	Amendment