

List of Abbreviations

1 : 50

AFFL	Above finished floor level
AL	Aluminium
AS	Adjustable shelf
AW	Aluminium window
BAL	Balustrade
BALC	Balcony
BLWK	Blockwork
BWF	Blockwork faced
BS	Bath spout
BSN	Basin
BWBP	blockwork bagged and painted
COB	Cobblestone
COF	Concrete - off form
CPS	Concrete - polished and sealed
CST	Concrete - steel trowel finish
CONC	Concrete
COS	Check on site
CCTV	Closed circuit TV
CFC	Compressed fibre cement
CHS	Circular hollow section
COL	Column
CPD	Cupboard
CPT	Carpet
CR	Cement render
CT	Ceramic tile
CTP	Cooktop
DP	Downpipe
DPC	Damp proof course
DRY	Dryer
DR	Drawer
DW	Dishwasher
EDB	Electrical switch board
EQ	Equal
EX	Existing
F	Fridge
FC	Fibrous cement sheet
FCL	Finished ceiling level
FFL	Finished floor level
FFL	Finished floor level
FFL	Finished ground level
FP	Fixed panel
FW	Floor waste
G	Glass/ Glazing
GBL	Glass balustrade
GL	Glass louvre
GO	Glass obscure
GALV.	Galvanized
GD	Grated drain
GPO	General purpose outlet
HR	Hanging rail
HT	Hose tap
HTR	Heated towel rack
HWU	Hot water unit
LAM	Laminate
LV	Louvre
MB	Metal Balustrade
MDF	Medium density fibre
MI	Mirror
MPBR	Membrane pebble ballast roof
MR	Metal roof
MSB	Main switch board
MS	Metal sheeting
MT	Mosaic tile
MW	Microwave
MX	Mixer
Ø	Diameter
OF	Overflow
OS	Open shelf
PAV	Paving
PB	Plasterboard
PBFR	Plasterboard fire-resistant 90/90/90
PBM	Plasterboard moisture resistant
PPAV	Pervious paving
PLY	Plywood
PNT	Paint
PU	Polyurethane
PV	Photovoltaic panels
RA	Return outlet
RC	Reinforced concrete
RH	Range hood
RHS	Rectangular hollow section
RL	Reduced level
RWH	Rainwater head
RWO	Rainwater outlet
SED	Structural engineers details
SD	Smoke detector
SH	Shutters
SHA	Shutters automated
SHR	Shower
SK	Skirting
SL	Skylight
SP	Set plaster
SPM	Set plaster moisture resistant
SS	Stainless steel
ST	Stone
STL	Steel
T	Timber
TB	Timber battens
TF	Timber frame
TFB	Timber floorboards
THR	Timber handrail
TOF	Top of fence
TOW	Top of wall
TRH	Toilet roll holder
TR	Tiled roof
TS	Timber screen
US	Underside
VN	Veneer timber
WB	Weatherboards
WC	Water closet
WM	Washing machine
WPM	Waterproof membrane
WTX	Compressed hardwood cladding



Sheet List	
Sheet Name	Sheet Number
Cover Sheet	MOD100
Site	MOD101
Ground Floor level	MOD102
First Floor level	MOD103
Entry level	MOD104
North South Elevation	MOD105
East Elevations	MOD106
West Elevations	MOD107
Sections	MOD108
Sections Driveway	MOD109
Section Stars	MOD110
Shadow diagrams 9am 21st June	MOD111
Shadow diagrams 12pm 21st June	MOD112
Shadow diagrams 3pm 21st June	MOD113
Sediment and Erosion	MOD114
Window and Door schedule P1	MOD115
Window and Door schedule P2	MOD116
Window and Door schedule P3	MOD117
Window and Door schedule P4	MOD118

basix commitments

THERMAL COMFORT SPECIFICATION 120 PRINCE ALFRED PARADE NEWPORT

Rev B 08/02/2022

External Walls
270 cavity brickwork rendered both sides, light coloured with 25 mm foil faced PIR board to the inside face of cavity.

Dark coloured FC cladding on battens with breathable membrane to stud framed walls with R2.5 batts, 110 mm thick brick plasterboard internally

100 concrete lined internally with plasterboard to walls of top level clerestorey

Render to 190 blockwork to lift core at top level

Internal walls
110,230 and 270 brickwork plasterboard internally
Plasterboard lined stud walls where cavity sliding doors occur
190 blockwork plasterboard lined one side to lift core

Roof
Concrete, medium coloured – tiled, soil or with pebble ballast on WPM with R3.0 insulation above slab
Dark coloured metal roofing on battens on breathable membrane R4 batts

Ceilings
Plasterboard

Floors
Concrete either bare, tiled or with carpet to bedrooms and media room.

Windows & Glazed doors
All glazed doors, casement or awning windows – equivalent to aluminium framed with single glazed with high solar gain Low E clear glazing
- U value < 5.4 SHGC = 0.49 (+10%)
All other glazed doors and windows - equivalent to aluminium framed with single glazed high solar gain Low E clear glazing
- U value < 5.4 SHGC = 0.59 (+10%)

All external doors and windows to be fitted with draught excluding weather stripping and dark coloured framing

General
Insulation, services and sealing of the building to be in accordance with BCA NSW 3.12
All downlights to be sealed or IC rated or fitted with covers
All exhaust fans to be sealed or fitted with dampers and max. 180 mm. dia.
Thermal comfort rating has been done with assumptions in regard to ceiling penetrations and it may need to be revised when final lighting layouts are available to confirm compliance with BCA 12.1.2(e)

BASIX REQUIREMENTS
Landscaping to include min. 100 m² of low water use or native endemic planting
10,000 l rainwater tank connected to garden and top up for pool
Electric heat pump hot water system – 25-30 STC
Pool to be 51 m³ maximum with electric heat pump heating to pool and spa.
Pool to be fitted with covers.
2.2 kW PV system

THERMAL COMFORT SPECIFICATION 120A PRINCE ALFRED PARADE NEWPORT

Rev A 30/11/2021

External Walls
270 cavity brick work rendered both sides, light coloured with 25 mm foil faced PIR board to the inside face of cavity.

Dark coloured FC cladding on battens with breathable membrane to stud framed walls with R2.5 batts, 110 mm thick brick plasterboard internally

100 concrete lined internally with plasterboard to walls of top level clerestorey

Stone facing to 190 blockwork 25mmPIRboard fixed internally to lift core to all levels

Internal walls
110,230 and 270 brickwork plasterboard internally
Plasterboard lined stud walls where cavity sliding doors occur
190 blockwork plasterboard lined one side to lift core

Roof
Concrete, medium coloured – tiled, soil or with pebble ballast on WPM with R3.5 insulation above slab
Medium coloured metal roofing on battens on breathable membrane R4 batts

Ceilings
Plasterboard

Floors
Concrete either bare, tiled or with carpet to bedrooms and media room.

Windows & Glazed doors
All windows and glazed doors to Gym on ground floor and all windows to top floor clerestorey - equivalent to aluminium framed with double glazed high solar gain Low E clear glazing
- U value < 4.3 SHGC = 0.53 (+10%)
All glazed hinged doors, casement or awning windows - equivalent to aluminium framed with single glazed with high solar gain Low E clear glazing
- U value < 5.4 SHGC = 0.49 (+10%)

All other glazed doors and windows - equivalent to aluminium framed with single glazed high solar gain Low E clear glazing
- U value < 5.4 SHGC = 0.59 (+10%)

All external doors and windows to be fitted with draught excluding weather stripping and dark coloured framing

Skylights
All skylights equivalent to aluminium framed double glazed U < 4.0 SHGC < 0.72.

General
Insulation, services and sealing of the building to be in accordance with BCA NSW 3.12
All downlights to be sealed or IC rated or fitted with covers
All exhaust fans to be sealed or fitted with dampers and max. 180 mm. dia.
Thermal comfort rating has been done with assumptions in regard to ceiling penetrations and it may need to be revised when final lighting layouts are available to confirm compliance with BCA 12.1.2(e)

BASIX REQUIREMENTS
Landscaping to include min. 100 m² of low water use or native endemic planting
10,000 l rainwater tank connected to garden and top up for pool
Electric heat pump – 26-30 STC
Pool to be 47 m³ maximum with electric heat pump heating to pool and spa. Pool to be fitted with cover.
2.1 kW PV system

Sheet Title
Cover Sheet

Client
BFRD No: 1 PTY. LTD.

Documentation
Modification to consent

Drawn
MJC

Scale
1 : 50

Sheet
A 3

Date
28/08/24

Job N°
*

Sheet N°
MOD100

Issue/Revision
MOD B - 28/08/24



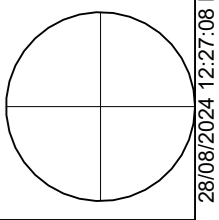
ARCLAB PTY LTD
A.C.N. 16472762
PO Box 1239 Newport Beach
NSW 2108 Australia
Telephone +61 418 886 537
email: arclab@arclab.com.au
www.arclab.com.au

Project Address
120, 120a PRINCE ALFRED
PARADE NEWPORT

Client
BFRD No: 1 PTY. LTD.

Documentation
Modification to consent

All works to be in accordance with Australian Standards, The Building Code of Australia, other relevant codes, and with Manufacturers' recommendations and instructions. Do not scale from drawings.
Verify all dimensions on site prior to construction. The drawing is copyright and may not be used without written consent from ARCLAB PTY LTD.



08/08/2024 12:27:08 PM

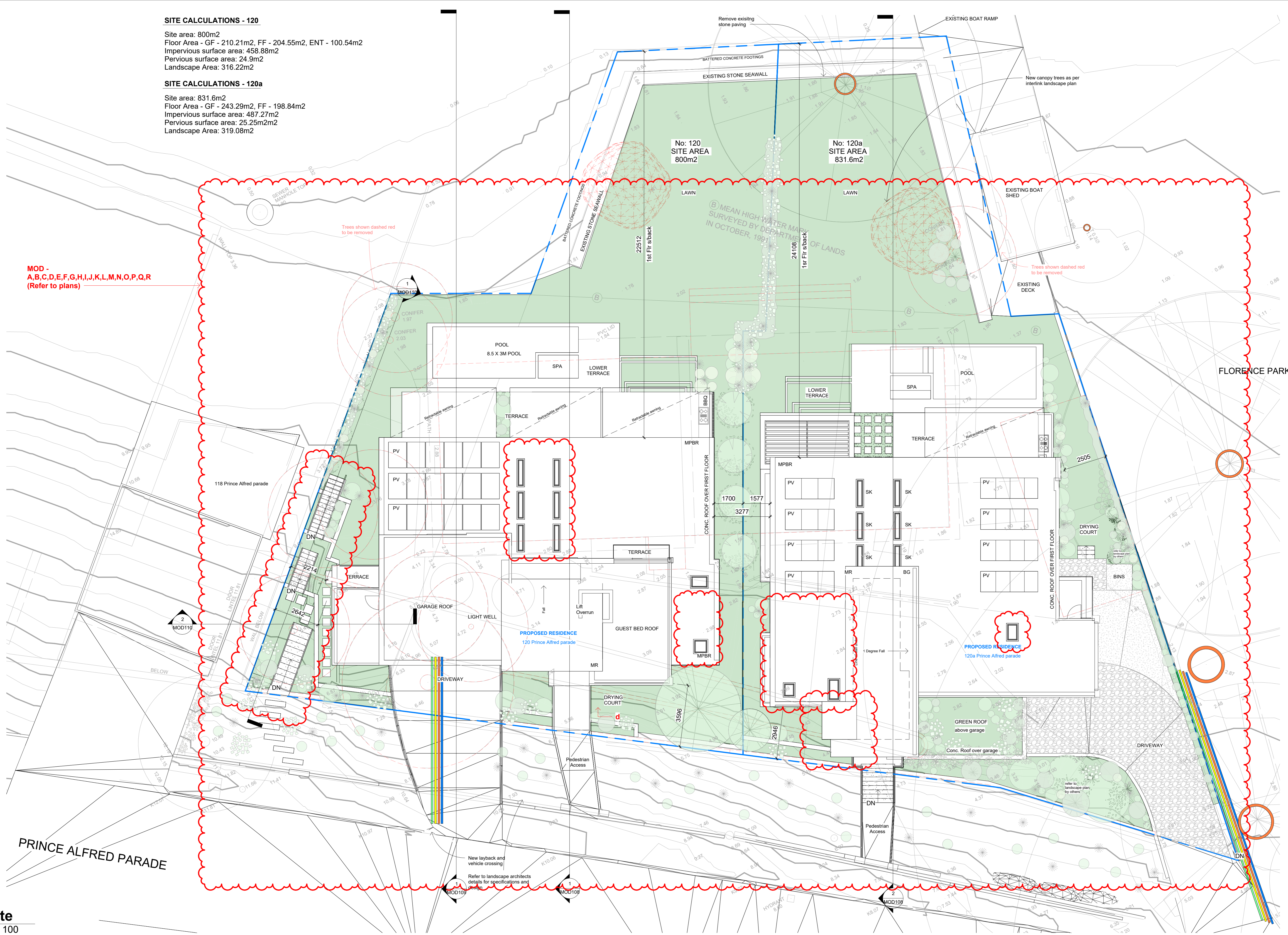
SITE CALCULATIONS - 120

Site area: 800m²
 Floor Area - GF - 210.21m², FF - 204.55m², ENT - 100.54m²
 Impervious surface area: 458.88m²
 Pervious surface area: 24.9m²
 Landscape Area: 316.22m²

SITE CALCULATIONS - 120a

Site area: 831.6m²
 Floor Area - GF - 243.29m², FF - 198.84m²
 Impervious surface area: 487.27m²
 Pervious surface area: 25.25m²
 Landscape Area: 319.08m²

MOD -
A,B,C,D,E,F,G,H,I,J,K,L,M,N,O,P,Q,R
 (Refer to plans)



1 Site
 1 : 100



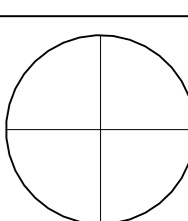
ARCLAB PTY LTD
 A.C.N. 16472762
 PO Box 1239 Newport Beach
 NSW 2108 Australia
 Telephone +61 418 886 537
 email: arclab@arclab.com.au
 www.arclab.com.au

Sheet Title
 Site
 Project Address
 120, 120a PRINCE ALFRED
 PARADE NEWPORT

Client
 BFRD No: 1 PTY. LTD.
 Documentation
 Modification to consent

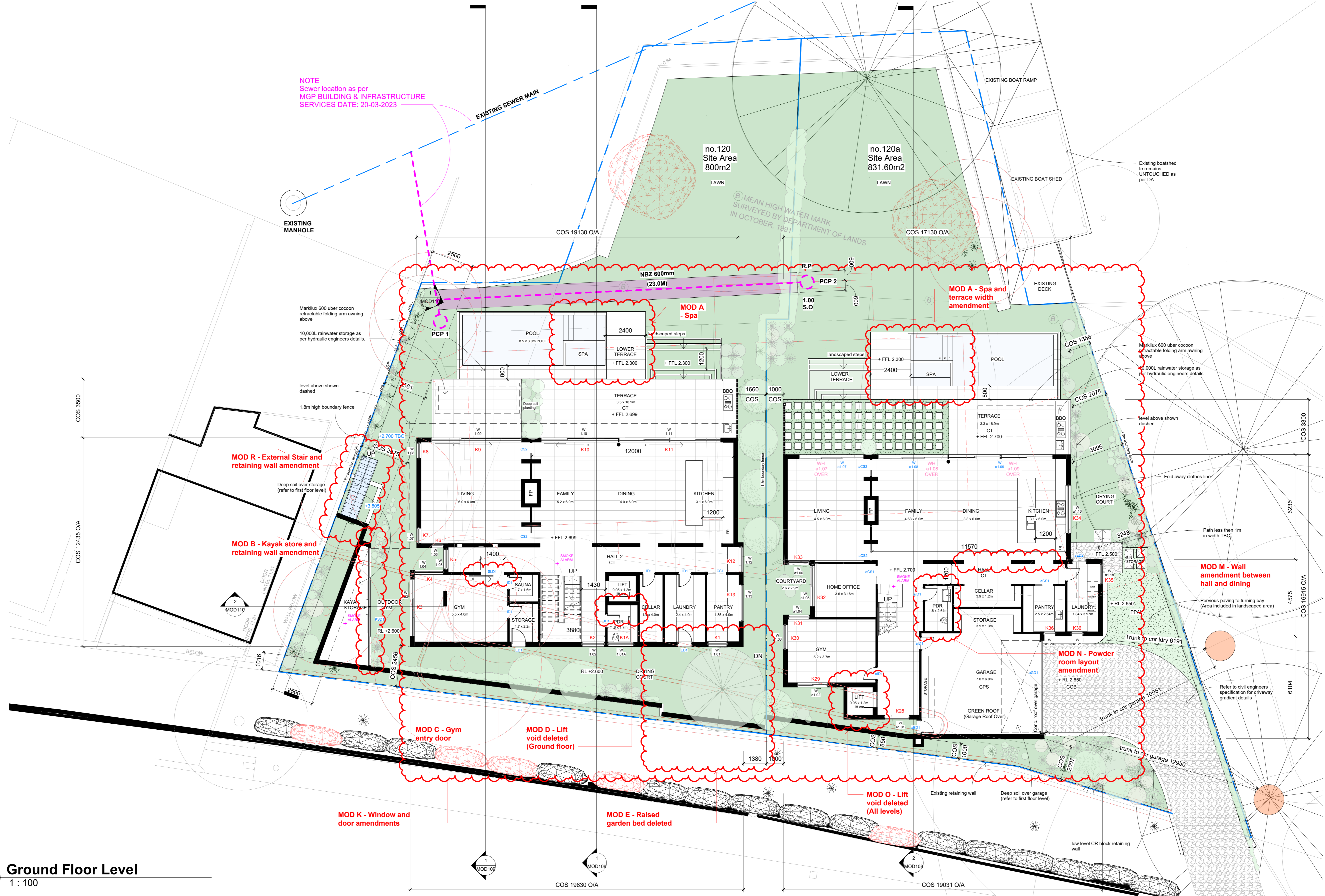
All works to be in accordance with Australian Standards, The Building Code of Australia, other relevant codes, and with Manufacturers' recommendations and instructions. Do not scale from drawings.
 Verify all dimensions on site prior to construction. The drawing is copyright and may not be used without written consent from ARCLAB PTY LTD.

Drawn	Scale	Sheet	Date	Job N°.	Sheet N°	Issue/Revision
MJC	1 : 100	A 3	28/08/24	*	MOD101	MOD B - 28/08/24



08/08/2024 12:27:52 PM

NOTE
Sewer location as per
MGP BUILDING & INFRASTRUCTURE
SERVICES DATE: 20-03-2023



1 Ground Floor Level
1 : 100



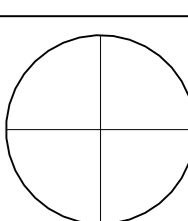
ARCLAB PTY LTD
A.C.N. 148472762
PO Box 1239 Newport Beach
NSW 2108 Australia
Telephone +61 418 886 537
email: arclab@arclab.com.au
www.arclab.com.au

Sheet Title
Ground Floor level
Project Address
120, 120a PRINCE ALFRED
PARADE NEWPORT

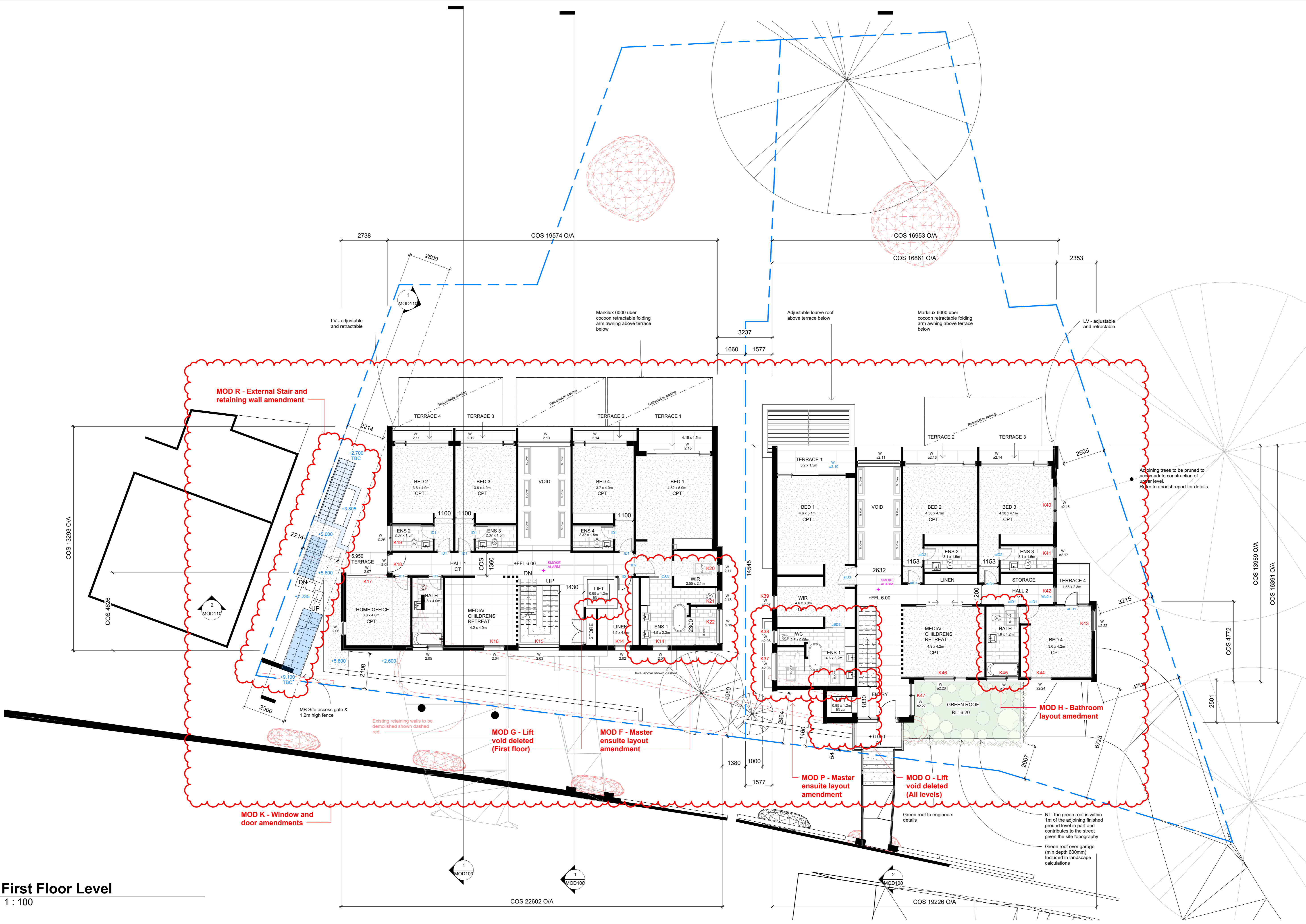
Client
BFRD No: 1 PTY. LTD.
Documentation
Modification to consent

All works to be in accordance with Australian Standards, The Building Code of Australia, other relevant codes, and with Manufacturers' recommendations and instructions. Do not scale from drawings.
Verify all dimensions on site prior to construction.
The drawing is copyright and may not be used without written consent from ARCLAB PTY LTD.

Drawn	Scale	Sheet	Date	Job N°.	Sheet N°	Issue/Revision
MJC	1 : 100	A3	28/08/24		MOD102	MOD B - 28/08/24



1 First Floor Level
1 : 100



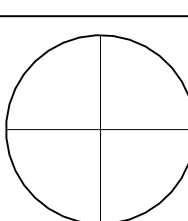
ARCLAB PTY LTD
A.C.N. 16472762
PO Box 1239 Newport Beach
NSW 2108 Australia
Telephone +61 418 888 537
email: arcl@arclab.com.au
www.arclab.com.au

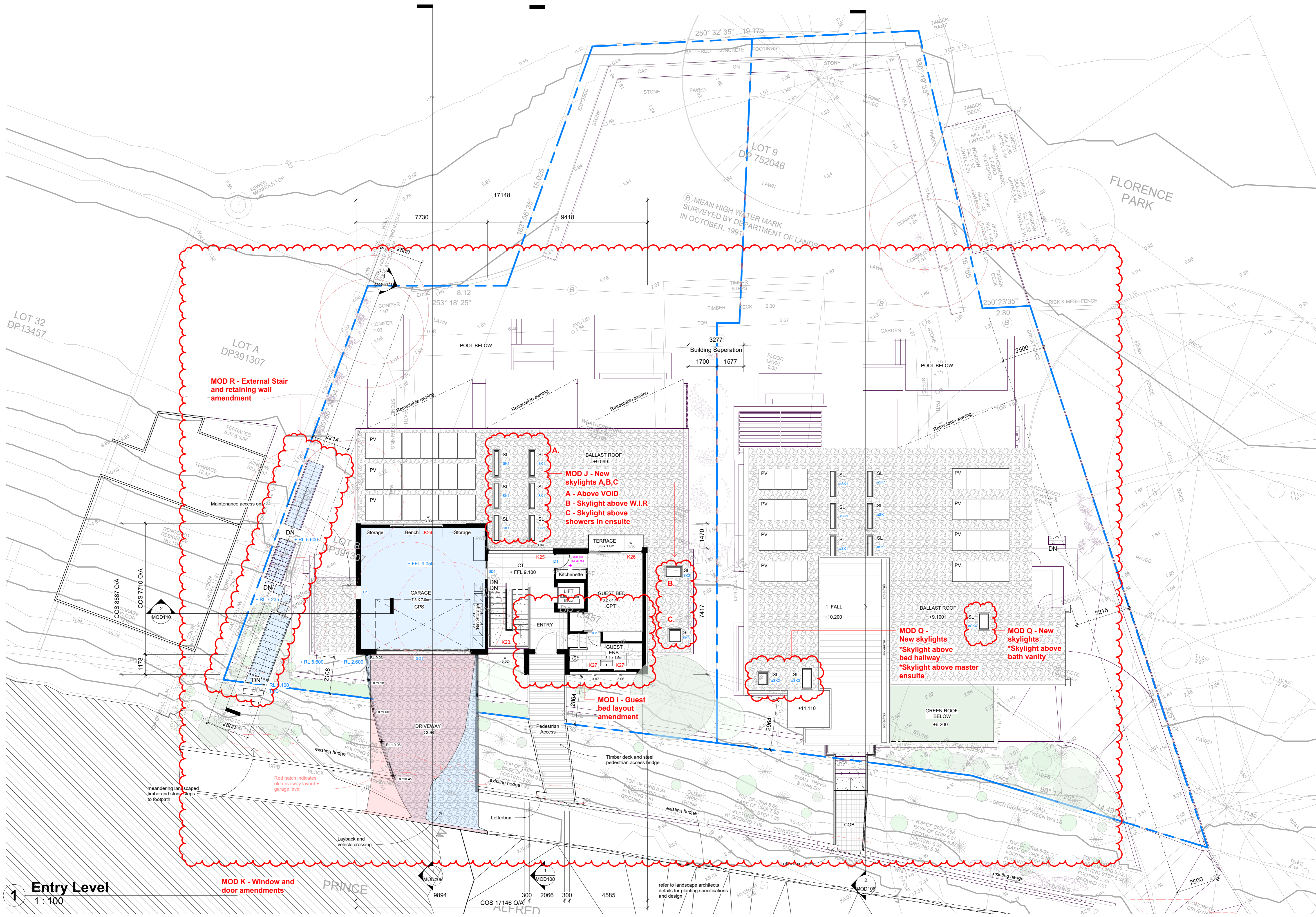
Sheet Title
First Floor level
Project Address
120, 120a PRINCE ALFRED
PARADE NEWPORT

Client
BFRD No: 1 PTY. LTD.
Documentation
Modification to consent

All works to be in accordance with Australian Standards, The Building Code of Australia, other relevant codes, and with Manufacturers' recommendations and instructions. Do not scale from drawings.
Verify all dimensions on site prior to construction. The drawing is copyright and may not be used without written consent from ARCLAB PTY LTD.

Drawn Scale Sheet Date Job N°. Sheet N° Issue/Revision
MJC 1 : 100 A 3 28/08/24 * MOD103 MOD B - 28/08/24





MOD R - External Stair and retaining wall amendment

MOD J - New skylights A,B,C
A - Above VOID
B - Skylight above W.I.R
C - Skylight above showers in ensuite

MOD I - Guest bed layout amendment

MOD Q - New skylights
 *Skylight above bed hallway
 *Skylight above master ensuite

MOD Q - New skylights
 *Skylight above bath vanity

MOD K - Window and door amendments

1 Entry Level
 1 : 100

Red hatch indicates old driveway layout + garage level

refer to landscape architects details for planting specifications and design



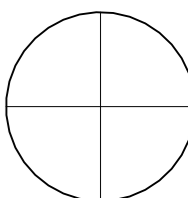
ARCLAB PTY LTD
 A.C.N. 148427282
 PO Box 1238 Newport Beach
 NSW 2108 Australia
 Telephone +61 418 988 537
 email: arclab@arclab.com.au
 www.arclab.com.au

Sheet Title
 Entry level
 Project Address
 120, 120a PRINCE ALFRED PARADE NEWPORT

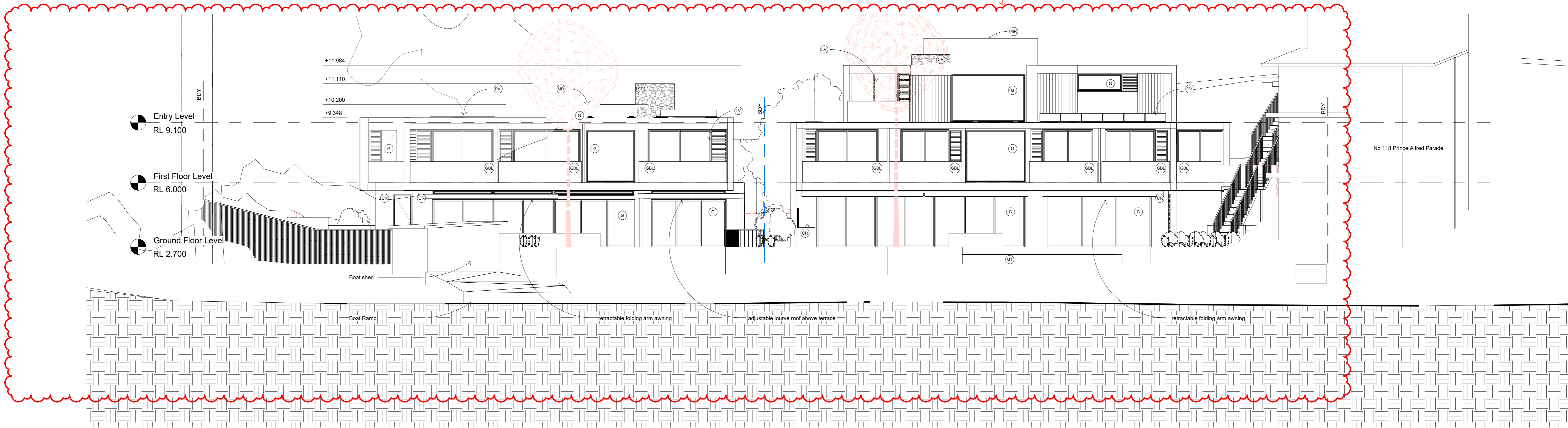
Client
 BFRD No: 1 PTY. LTD.
 Documentation
 Modification to consent

All works to be in accordance with Australian Standards, The Building Code of Australia, other relevant codes, and with Manufacturers' recommendations and instructions. Do not scale from drawings.
 Verify all dimensions on site prior to construction. The drawing is copyright and may not be used without written consent from ARCLAB PTY LTD.

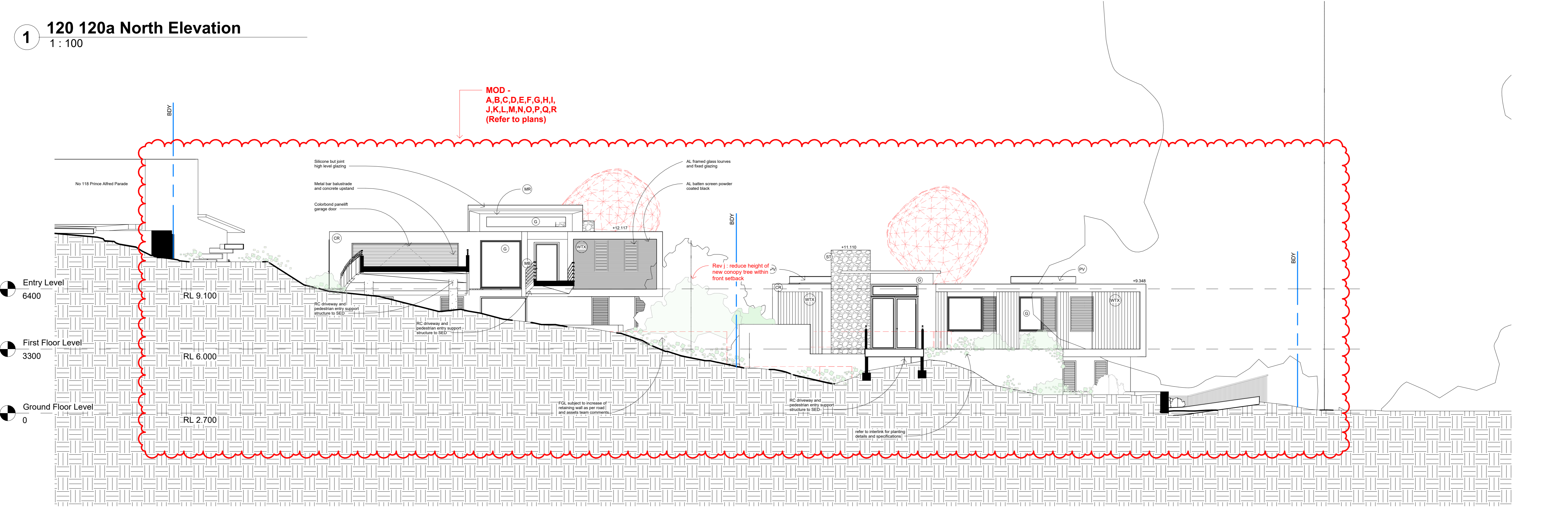
Drawn	Scale	Sheet	Date	Job N°.	Sheet N°	Issue/Revision
MJC	1 : 100	A3	28/08/24		MOD104	MOD B - 28/08/24



MOD -
A,B,C,D,E,F,G,H,I,
J,K,L,M,N,O,P,Q,R
(Refer to plans)



1 120 120a North Elevation
1 : 100



2 120 120a South Elevation
1 : 100



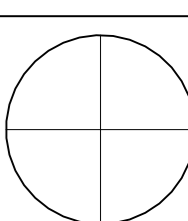
ARCLAB PTY LTD
A.C.N. 16472762
PO Box 1239 Newport Beach
NSW 2108 Australia
Telephone +61 418 886 637
email: arclab@arclab.com.au
www.arclab.com.au

Sheet Title
North South Elevation
Project Address
120, 120a PRINCE ALFRED
PARADE NEWPORT

Client
BFRD No: 1 PTY. LTD.
Documentation
Modification to consent

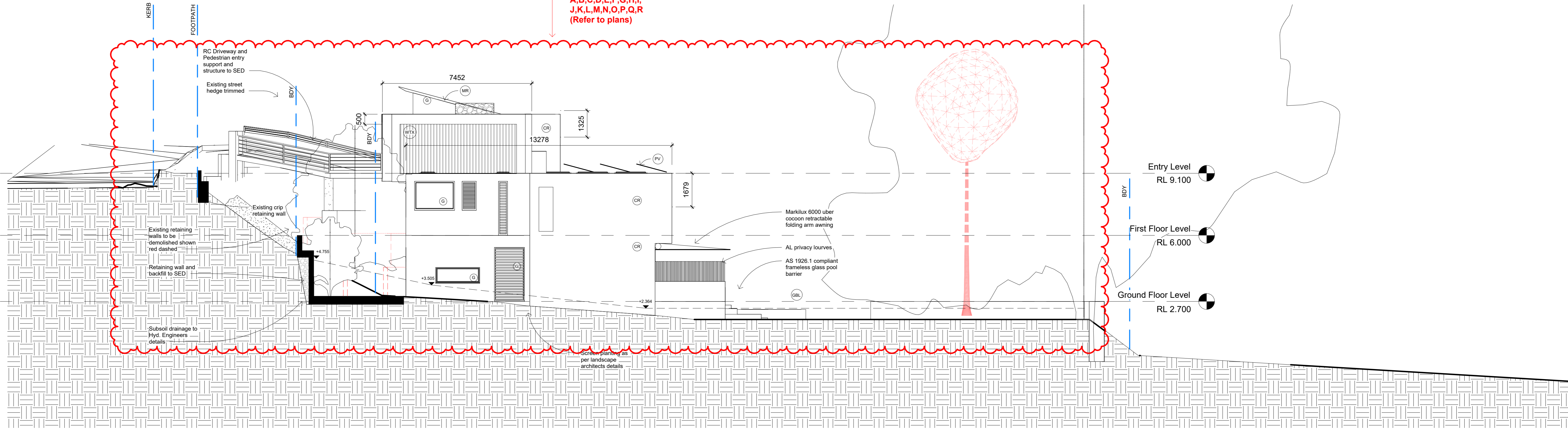
All works to be in accordance with Australian Standards, The Building Code of Australia, other relevant codes, and with Manufacturers' recommendations and instructions. Do not scale from drawings.
Verify all dimensions on site prior to construction. The drawing is copyright and may not be used without written consent from ARCLAB PTY LTD.

Drawn	Scale	Sheet	Date	Job N°	Sheet N°	Issue/Revision
MJC	1 : 100	A 3	28/08/24	*	MOD105	MOD B - 28/08/24



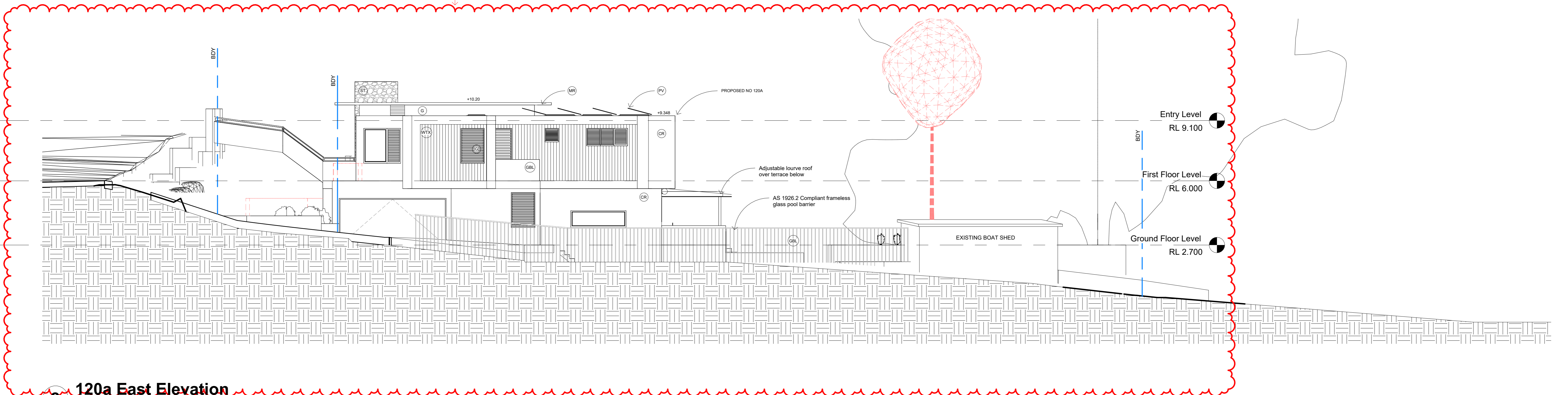
06/08/2024 12:27:22 PM

MOD -
A,B,C,D,E,F,G,H,I,
J,K,L,M,N,O,P,Q,R
(Refer to plans)

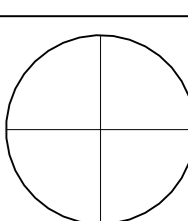


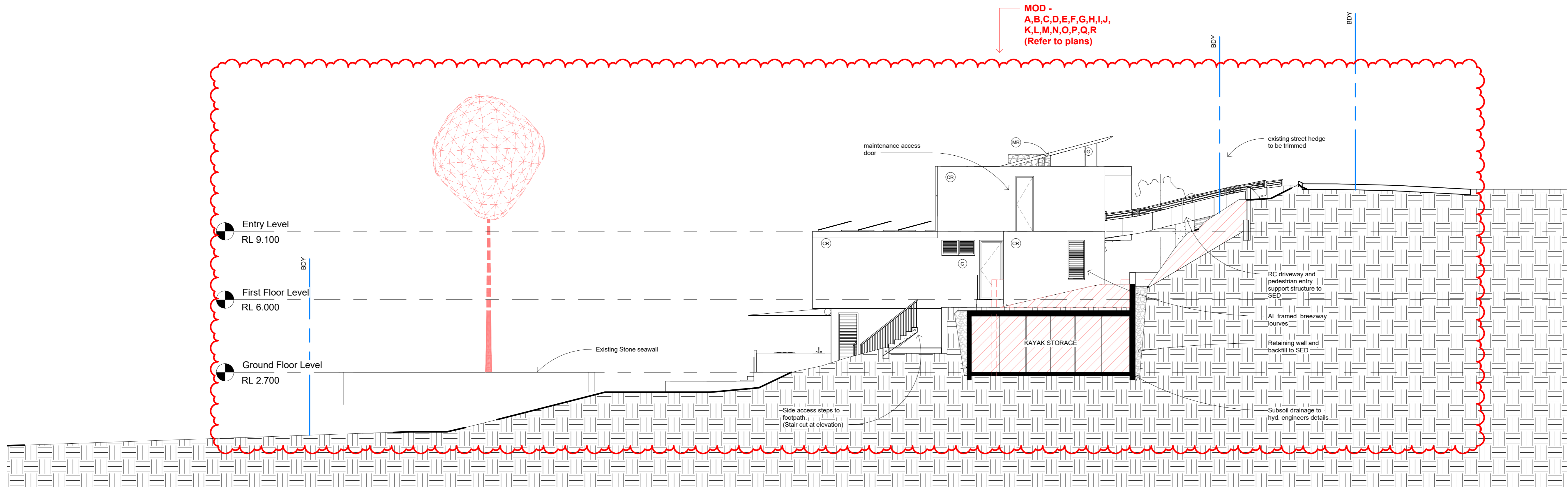
1 120 East Elevation
1 : 100

MOD -
A,B,C,D,E,F,G,H,I,
J,K,L,M,N,O,P,Q,R
(Refer to plans)

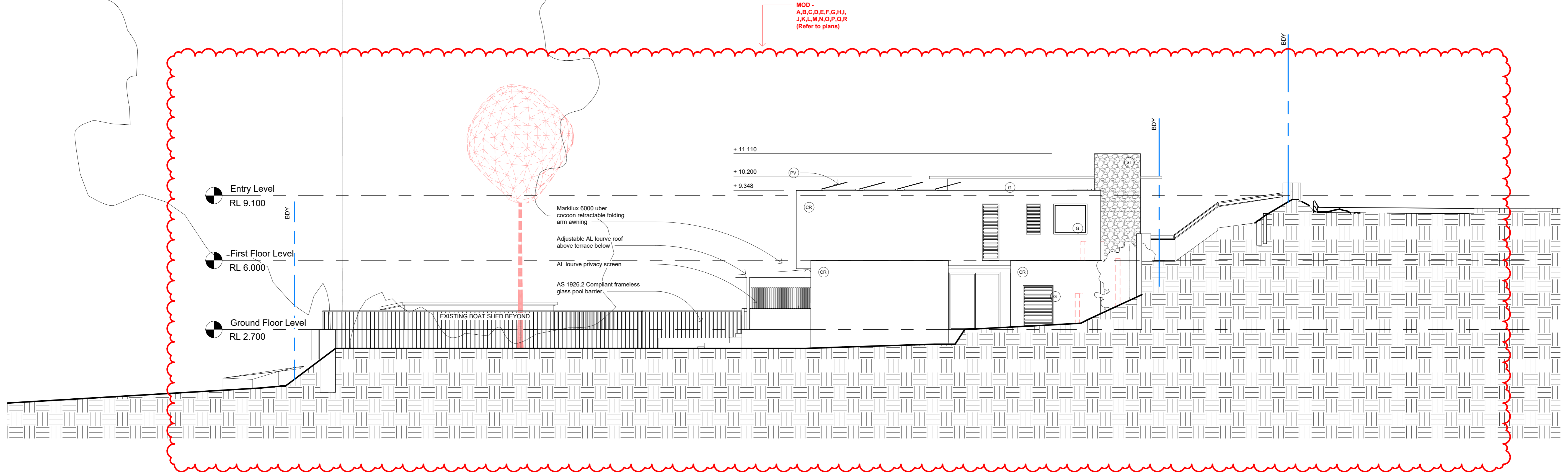


2 120a East Elevation
1 : 100

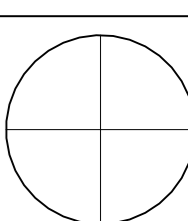


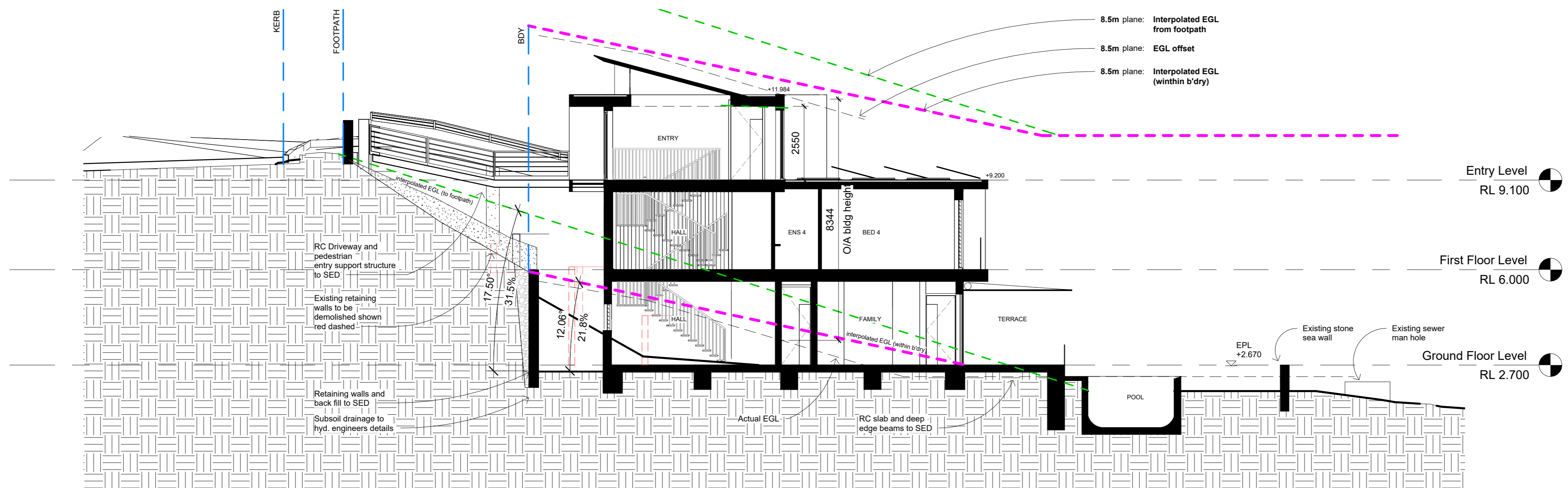


1 120 West Elevation
1 : 100

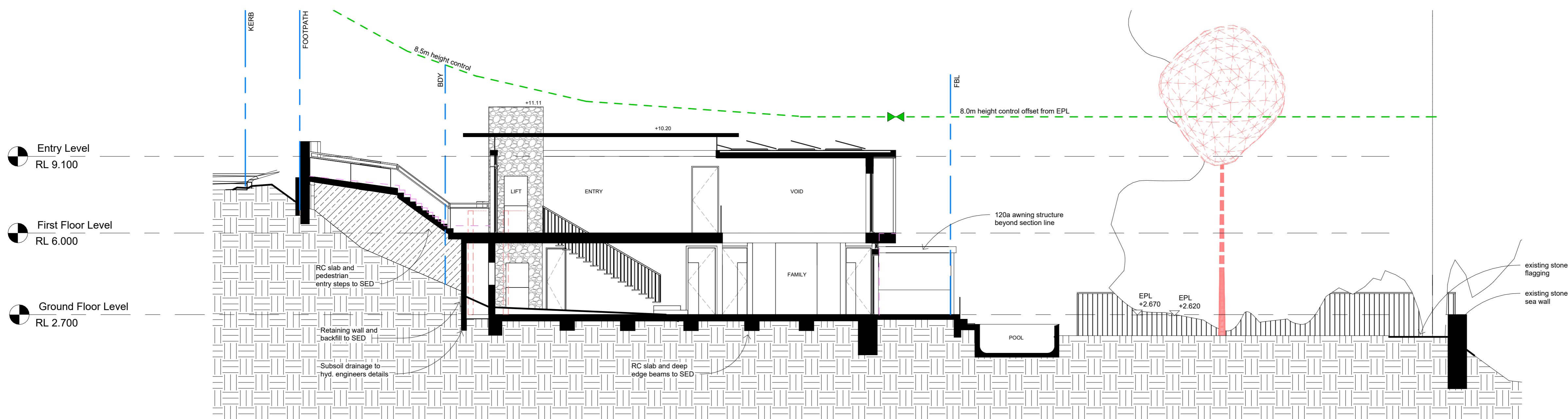


2 120a West Elevation
1 : 100

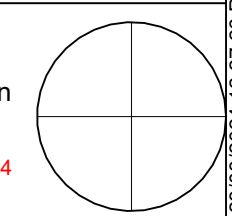


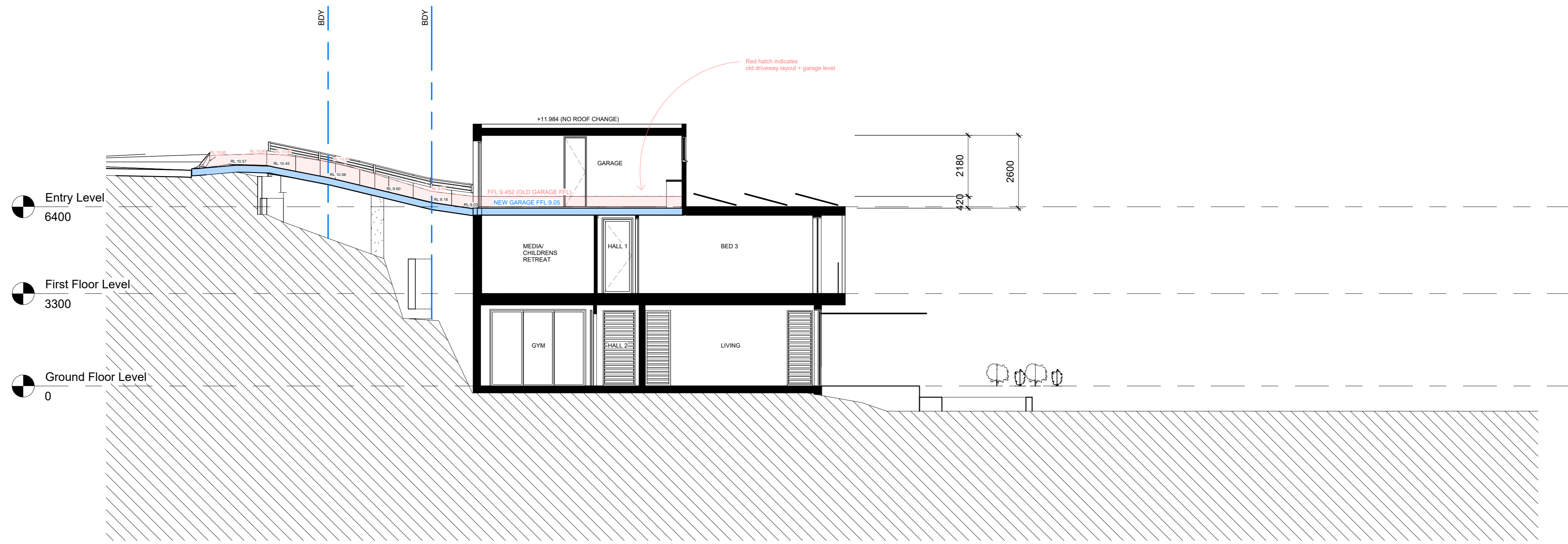


1 Section A No. 120
1 : 100



2 Section B No. 120a
1 : 100

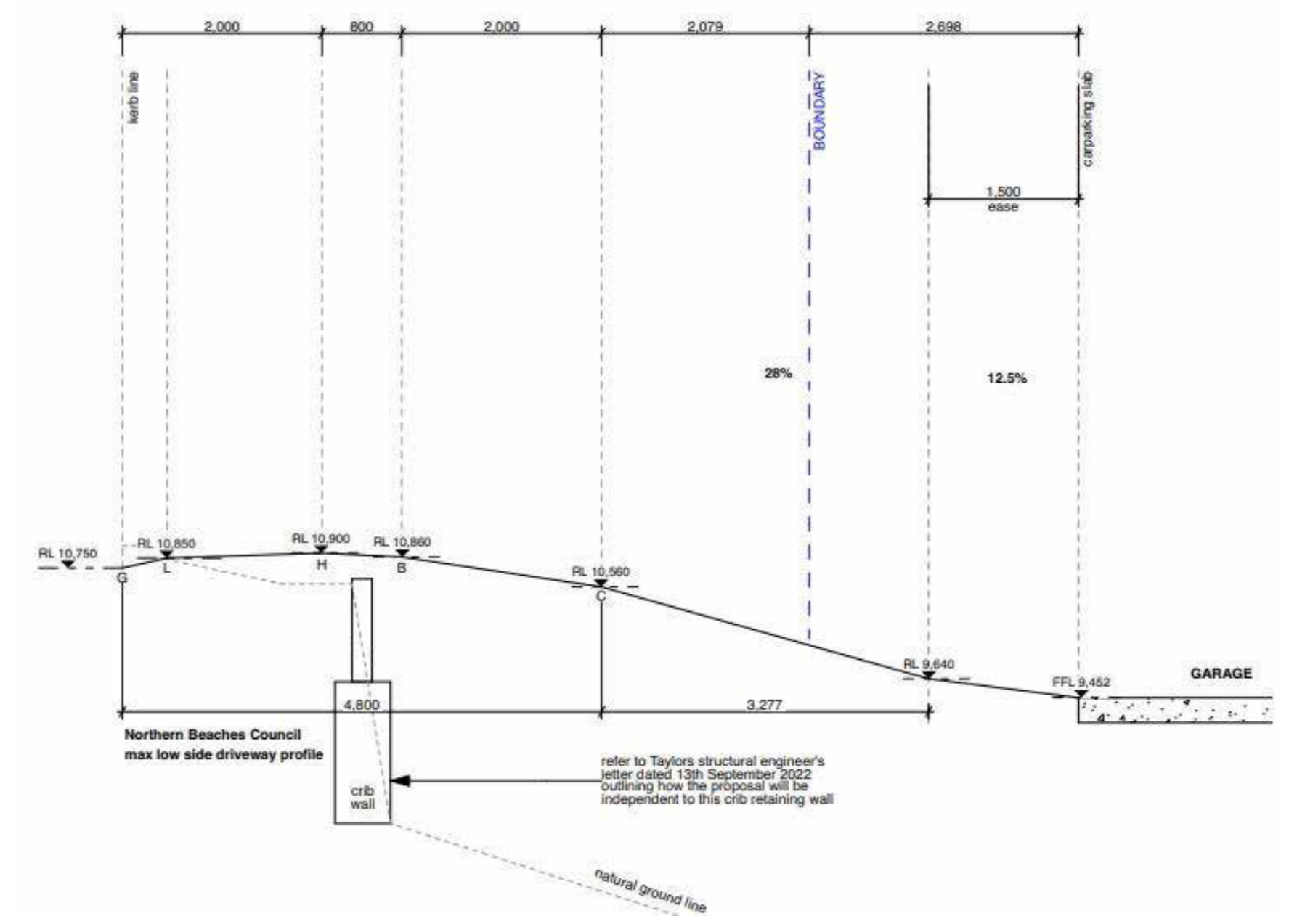




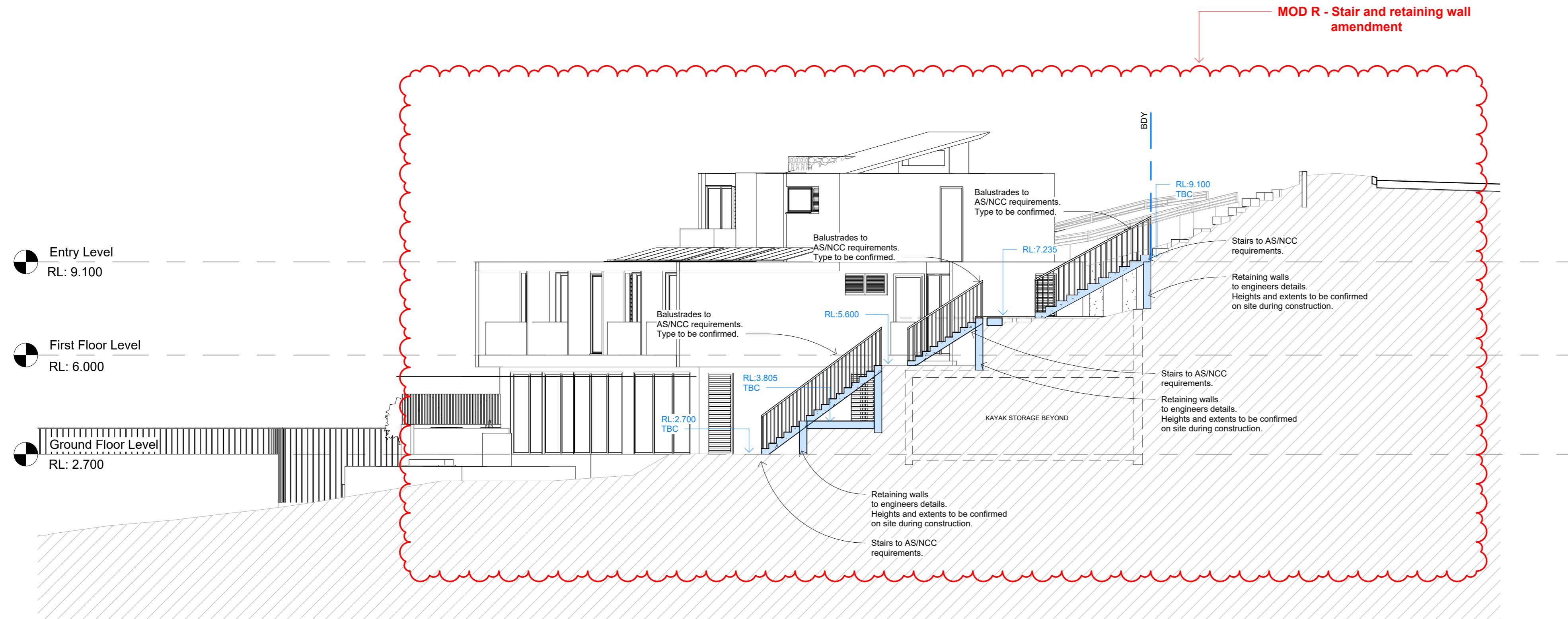
1 Section No.120 Driveway
1:100



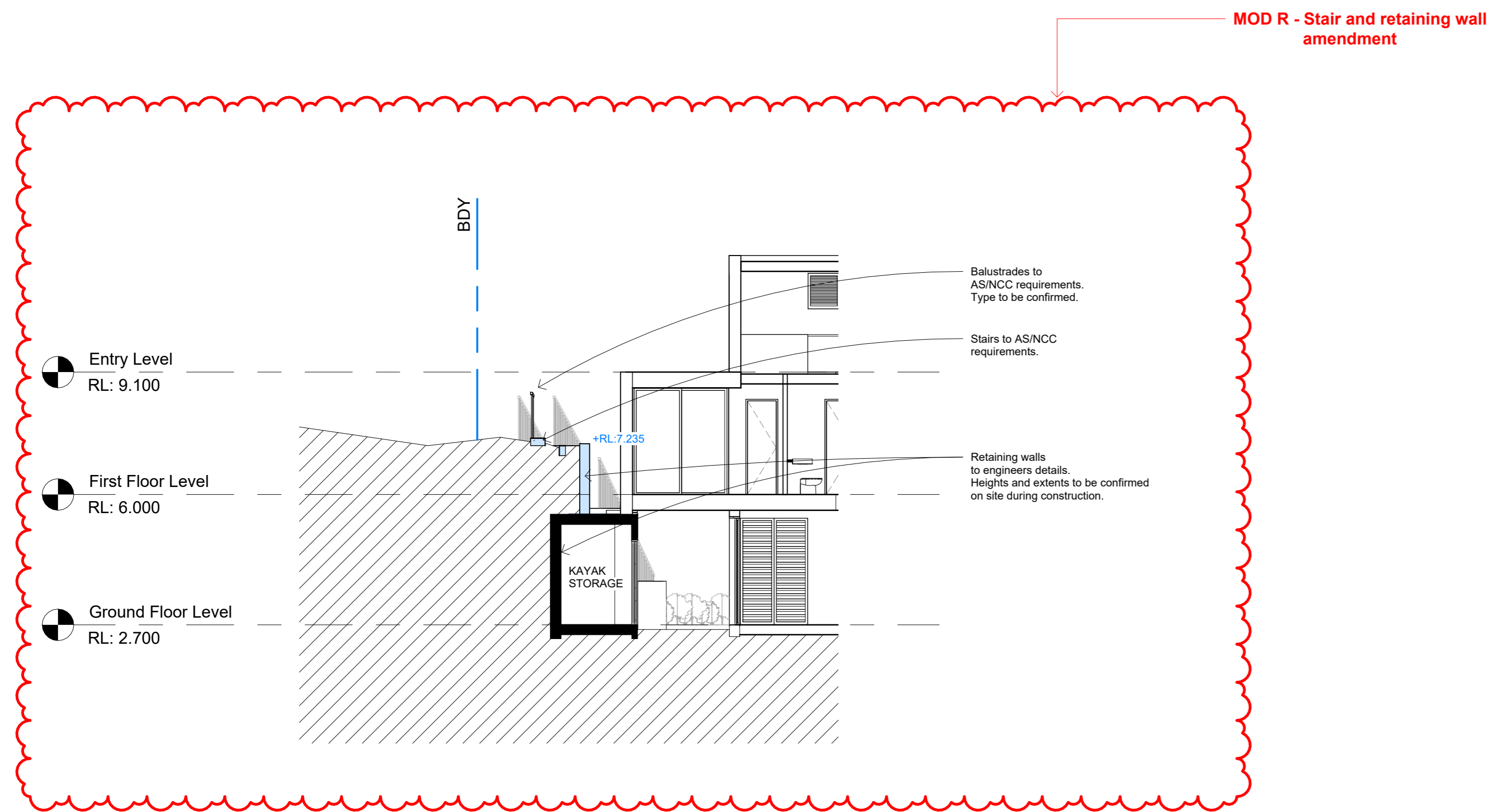
NEW DRIVEWAY LONGSECTION - GARAGE FFL: 9.05



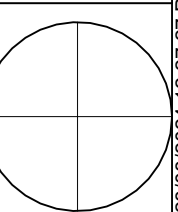
OLD DRIVEWAY LONGSECTION - GARAGE FFL: 9.452

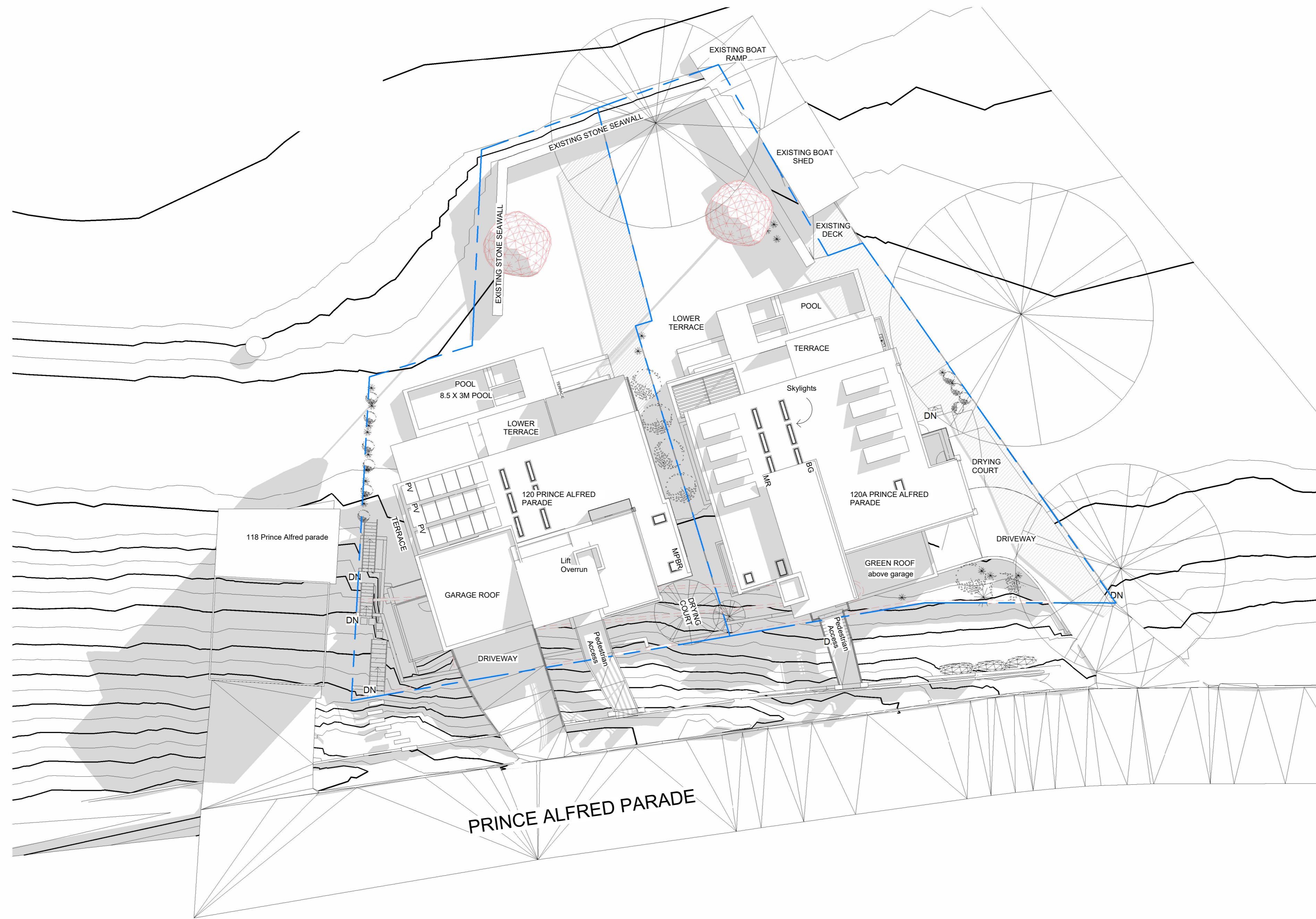


1 Stair Section 1 No. 120
1 : 100

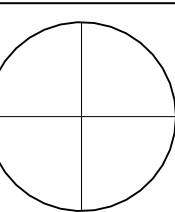


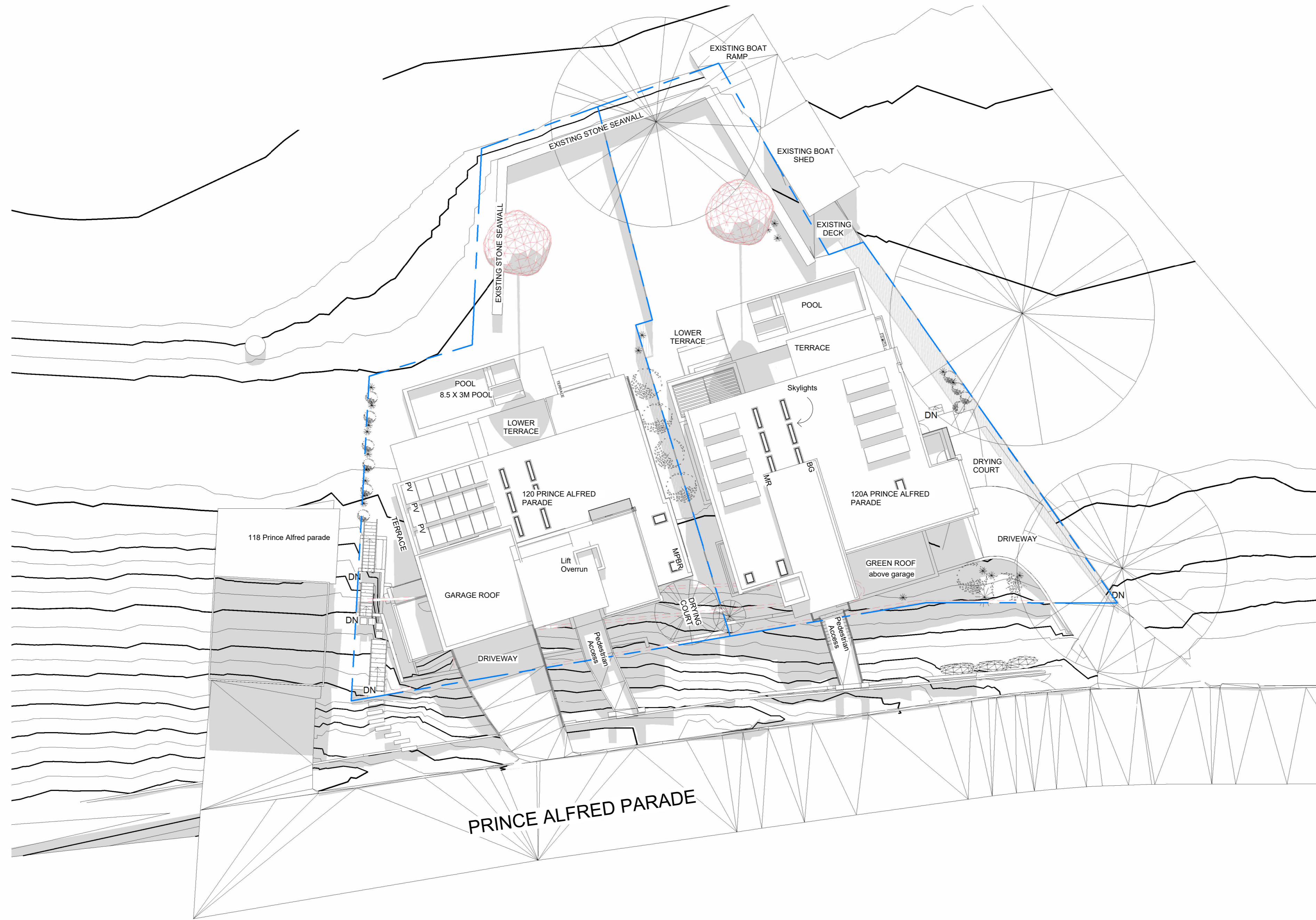
2 Stair Section 2 No. 120
1 : 100



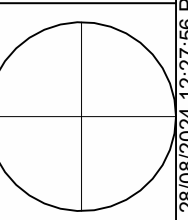


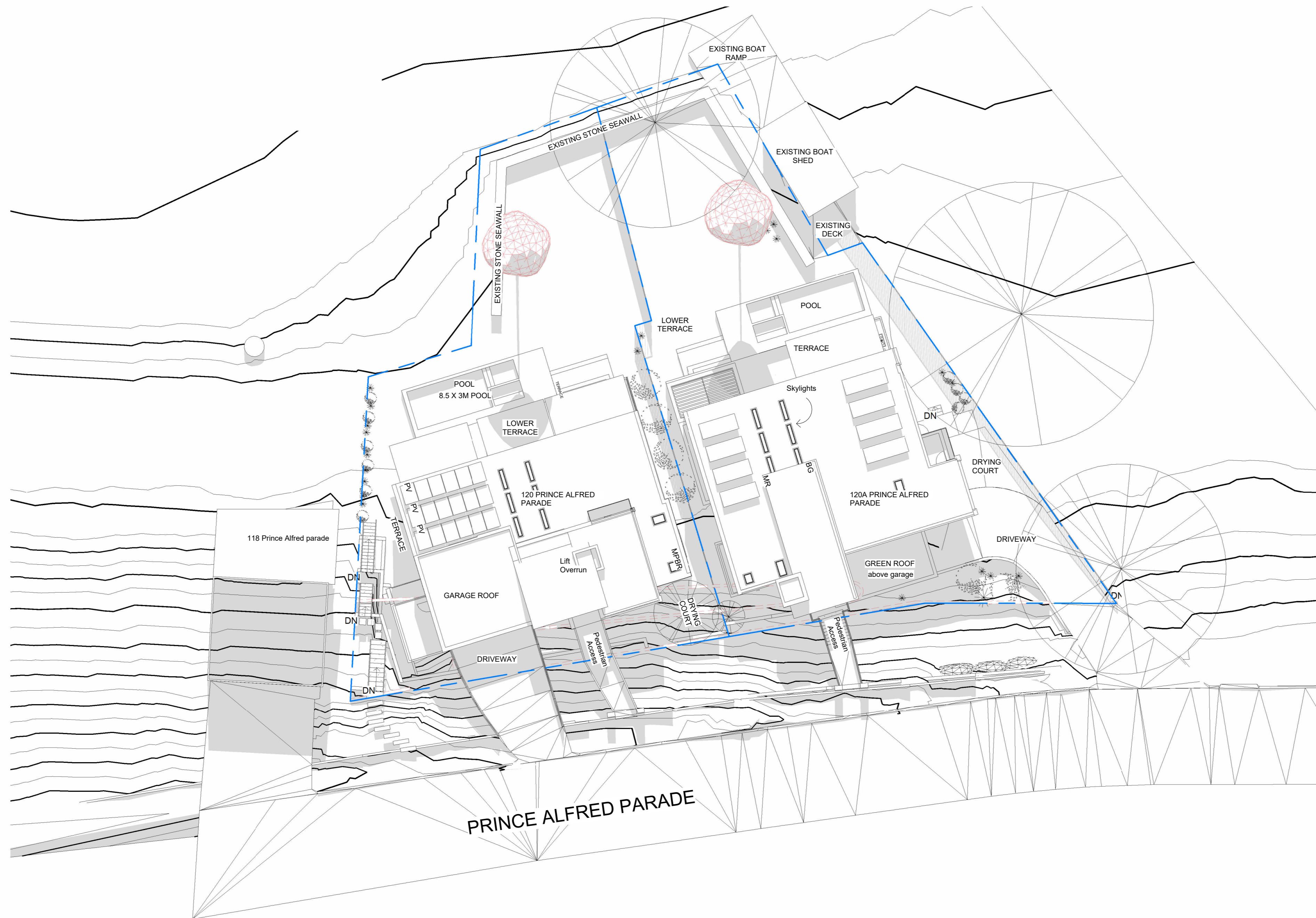
1 Shadow diagram 9am 21st June
1 : 200



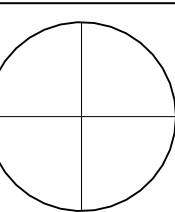


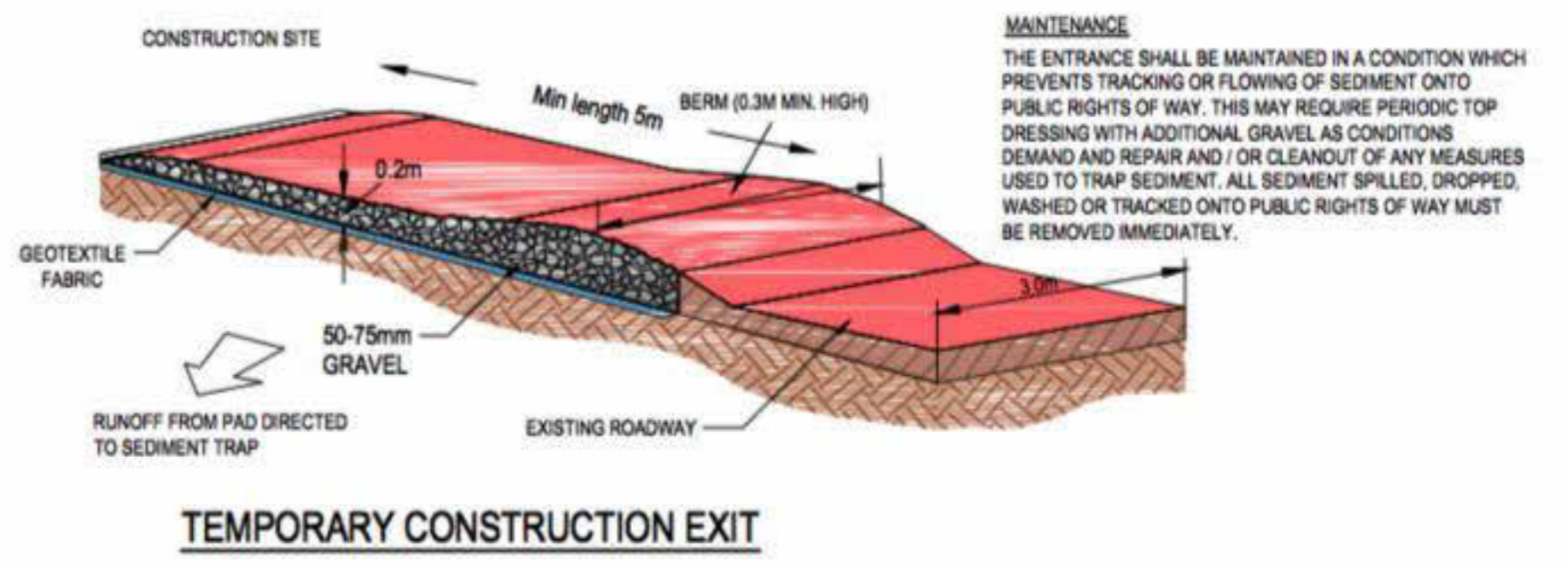
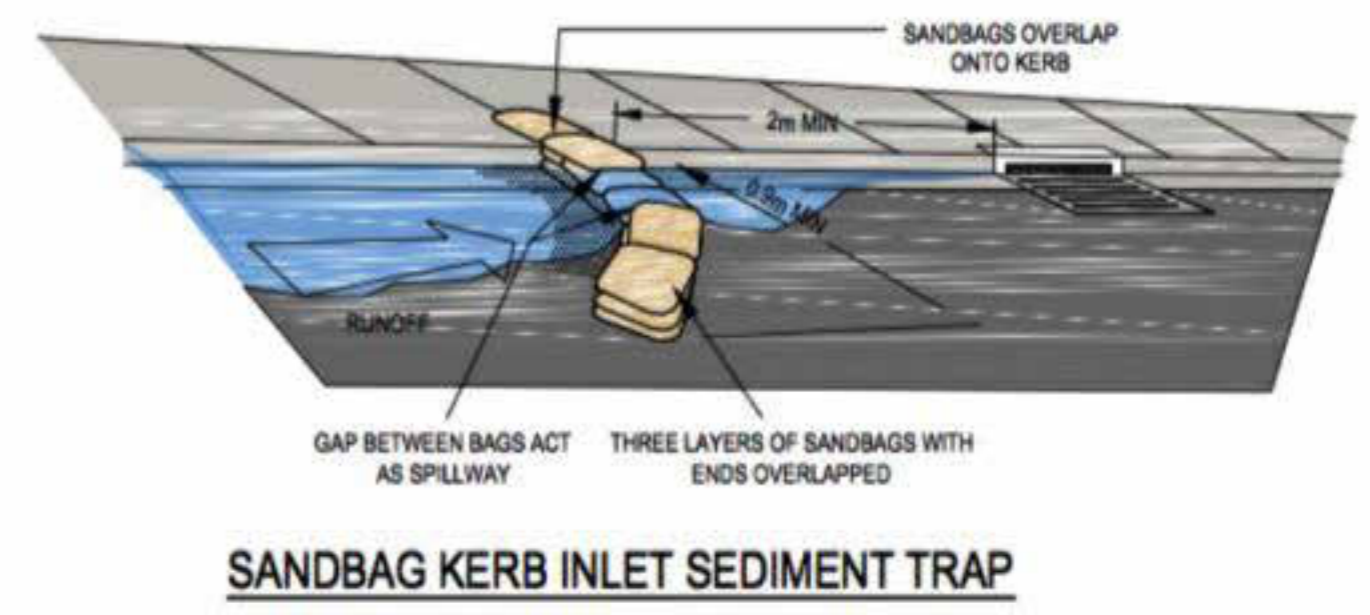
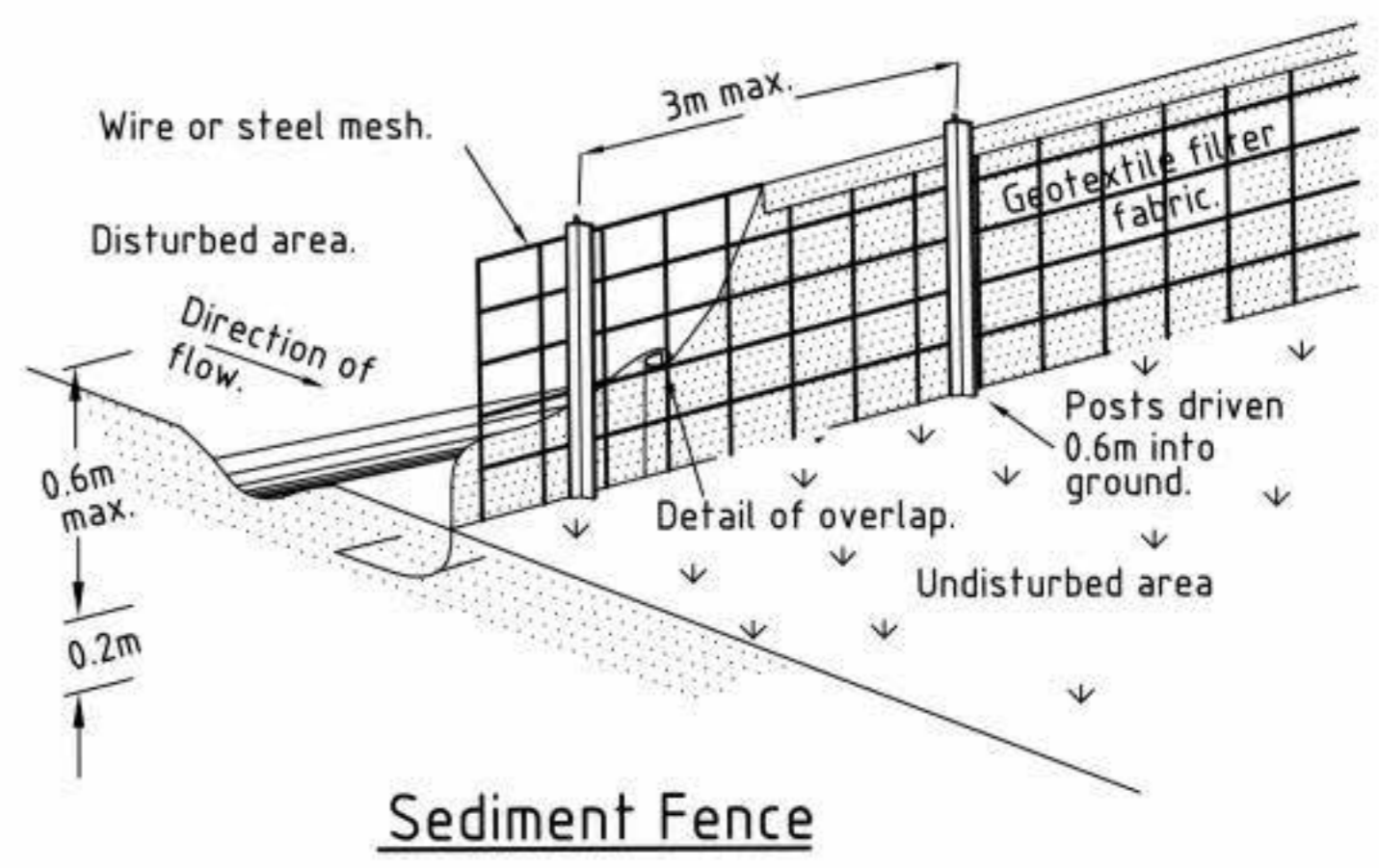
1 Shadow diagram 12pm 21st June
1 : 200



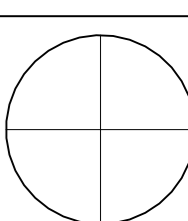


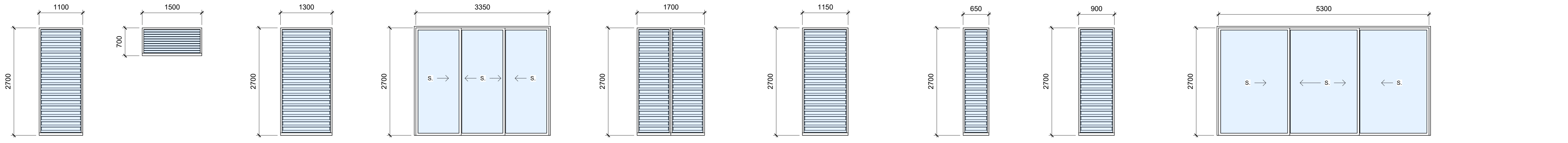
1 Shadow diagram 3pm 21st June
1 : 200





1 Sediment and erosion
1 : 200





MOD - K1
ID - 002 SHGC 0.58
W1.01
FRAME TYPE - Aluminium
FRAME COLOUR - Dark grey
GLAZING TYPE - Single clear

MOD - K1A
ID - 002 SHGC 0.58
W1.01A
FRAME TYPE - Aluminium
FRAME COLOUR - Dark grey
GLAZING TYPE - Single clear

MOD - K2
ID - 002 SHGC 0.58
W1.02
FRAME TYPE - Aluminium
FRAME COLOUR - Dark grey
GLAZING TYPE - Single clear

MOD - K3
TELESCOPIC
ID - 002 SHGC 0.58
W1.03
FRAME TYPE - Aluminium
FRAME COLOUR - Dark grey
GLAZING TYPE - Single clear

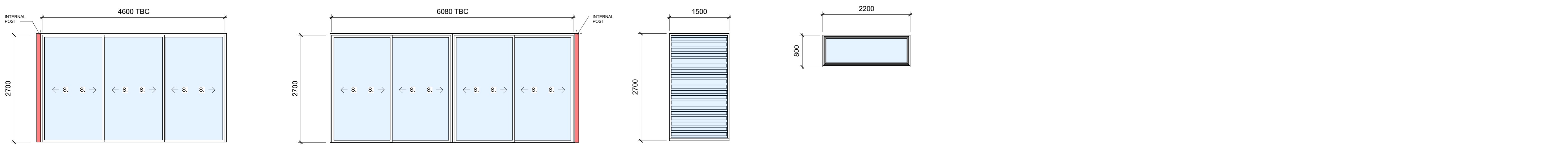
MOD - K4
ID - 002 SHGC 0.58
W1.04
FRAME TYPE - Aluminium
FRAME COLOUR - Dark grey
GLAZING TYPE - Single clear

MOD - K5
ID - 002 SHGC 0.58
W1.05
FRAME TYPE - Aluminium
FRAME COLOUR - Dark grey
GLAZING TYPE - Single clear

MOD - K6
ID - 002 SHGC 0.58
W1.06
FRAME TYPE - Aluminium
FRAME COLOUR - Dark grey
GLAZING TYPE - Single clear

MOD - K7/K8
ID - 002 SHGC 0.58
W1.07/W1.08
FRAME TYPE - Aluminium
FRAME COLOUR - Dark grey
GLAZING TYPE - Single clear

MOD - K9
TELESCOPIC DOUBLE GLAZE
ID - 002 SHGC 0.58
W1.09
FRAME TYPE - Aluminium
FRAME COLOUR - Dark grey
GLAZING TYPE - Double clear

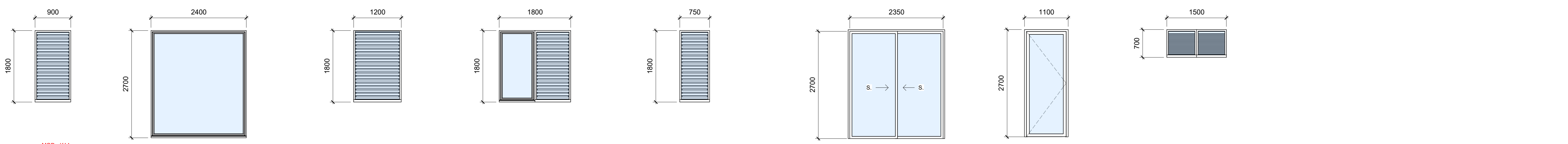


MOD - K10
TELESCOPIC DOUBLE GLAZE
ID - 002 SHGC 0.58
W1.10 - TBC
FRAME TYPE - Aluminium
FRAME COLOUR - Dark grey
GLAZING TYPE - Double clear

MOD - K11
TELESCOPIC DOUBLE GLAZE
ID - 002 SHGC 0.58
W1.11 - TBC
FRAME TYPE - Aluminium
FRAME COLOUR - Dark grey
GLAZING TYPE - Double clear

MOD - K12
ID - 002 SHGC 0.58
W1.12
FRAME TYPE - Aluminium
FRAME COLOUR - Dark grey
GLAZING TYPE - Single clear

MOD - K13
ID - 002 SHGC 0.58
W1.113
FRAME TYPE - Aluminium
FRAME COLOUR - Dark grey
GLAZING TYPE - Single clear



MOD - K14
OPAQUE
ID - 002 SHGC 0.58
W2.01/W2.02
FRAME TYPE - Aluminium
FRAME COLOUR - Dark grey
GLAZING TYPE - Opaque

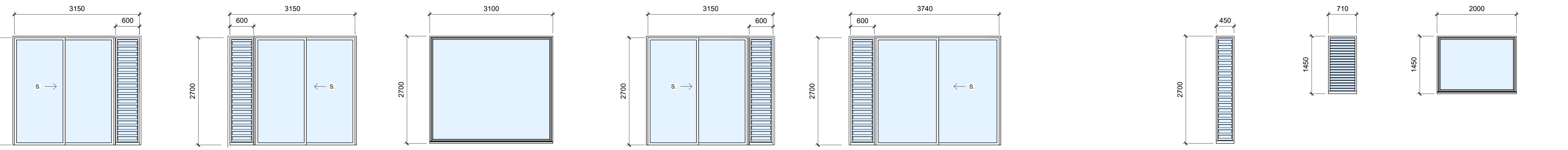
MOD - K15
ID - 002 SHGC 0.58
W2.03
FRAME TYPE - Aluminium
FRAME COLOUR - Dark grey
GLAZING TYPE - Single clear

MOD - K16
ID - 002 SHGC 0.58
W2.04
FRAME TYPE - Aluminium
FRAME COLOUR - Dark grey
GLAZING TYPE - Single clear

MOD - K17
TELESCOPIC
ID - 002 SHGC 0.58
W2.07 - TBC
FRAME TYPE - Aluminium
FRAME COLOUR - Dark grey
GLAZING TYPE - Single clear

MOD - K18
ID - 001 SHGC 0.49
W2.08
FRAME TYPE - Aluminium
FRAME COLOUR - Dark grey
GLAZING TYPE - Single clear

MOD - K19
OPAQUE + RESTRICTED OPENING
ID - 002 SHGC 0.58
W2.09
FRAME TYPE - Aluminium
FRAME COLOUR - Dark grey
GLAZING TYPE - Opaque



DOUBLE GLAZE
ID - 002 SHGC 0.58
W2.11
FRAME TYPE - Aluminium
FRAME COLOUR - Dark grey
GLAZING TYPE - Double clear

DOUBLE GLAZE
ID - 002 SHGC 0.58
W2.12
FRAME TYPE - Aluminium
FRAME COLOUR - Dark grey
GLAZING TYPE - Double clear

DOUBLE GLAZE
ID - 002 SHGC 0.58
W2.13
FRAME TYPE - Aluminium
FRAME COLOUR - Dark grey
GLAZING TYPE - Double clear

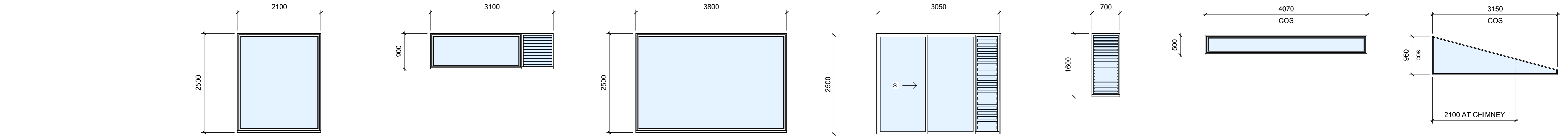
DOUBLE GLAZE
ID - 002 SHGC 0.58
W2.14
FRAME TYPE - Aluminium
FRAME COLOUR - Dark grey
GLAZING TYPE - Double clear

DOUBLE GLAZE
ID - 002 SHGC 0.58
W2.15
FRAME TYPE - Aluminium
FRAME COLOUR - Dark grey
GLAZING TYPE - Double clear

MOD - K20
OPAQUE + RESTRICTED OPENING
ID - 002 SHGC 0.58
W2.17
FRAME TYPE - Aluminium
FRAME COLOUR - Dark grey
GLAZING TYPE - Opaque

MOD - K21
OPAQUE + RESTRICTED OPENING
ID - 002 SHGC 0.58
W2.18
FRAME TYPE - Aluminium
FRAME COLOUR - Dark grey
GLAZING TYPE - Opaque

MOD - K22
OPAQUE
ID - 002 SHGC 0.58
W2.19
FRAME TYPE - Aluminium
FRAME COLOUR - Dark grey
GLAZING TYPE - Opaque



MOD - K23
ID - 002 SHGC 0.58
W3.02
FRAME TYPE - Aluminium
FRAME COLOUR - Dark grey
GLAZING TYPE - Single clear

MOD - K24
DOUBLE GLAZE
ID - 002 SHGC 0.58
W3.03
FRAME TYPE - Aluminium
FRAME COLOUR - Dark grey
GLAZING TYPE - Double clear

MOD - K25
DOUBLE GLAZE
ID - 002 SHGC 0.58
W3.04
FRAME TYPE - Aluminium
FRAME COLOUR - Dark grey
GLAZING TYPE - Double clear

MOD - K26
DOUBLE GLAZE
ID - 002 SHGC 0.58
W3.05
FRAME TYPE - Aluminium
FRAME COLOUR - Dark grey
GLAZING TYPE - Double clear

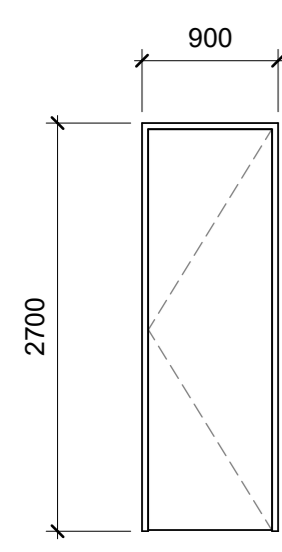
MOD - K27
ID - 002 SHGC 0.58
W3.06/W3.07
FRAME TYPE - Aluminium
FRAME COLOUR - Dark grey
GLAZING TYPE - Single clear

W3.06* TBC CLEARSTOREY
FRAME TYPE - Silicone but joint glass in channel top and bottom
FRAME COLOUR - Dark grey
GLAZING TYPE - Single clear

W3. TBC CLEARSTOREY**
FRAME TYPE - Silicone but joint glass in channel top and bottom. TBC
FRAME COLOUR - Dark grey
GLAZING TYPE - Single clear

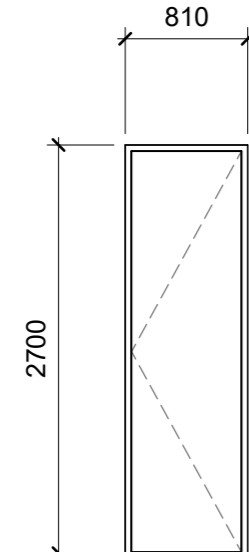
NOTE - 2X REQUIRED DIMENSIONS TO BE CONFIRMED ON SITE

Window and door schedule 120 P1
1 : 50



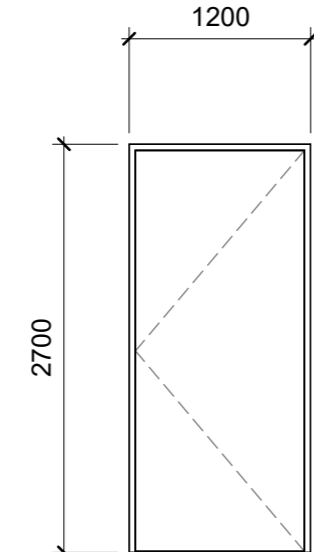
ED1

FRAME TYPE - Timber or Aluminium
FRAME COLOUR - TBC
GLAZING TYPE - NIL



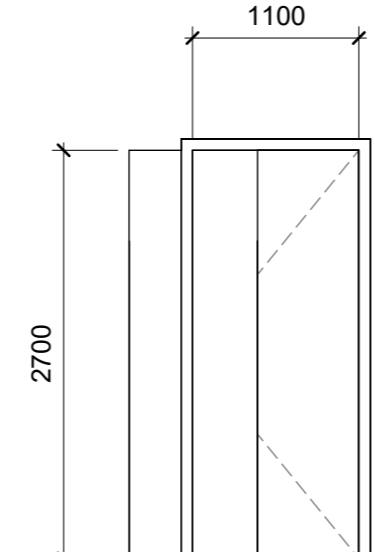
ID1

FRAME TYPE - Timber or Aluminium
FRAME COLOUR - TBC
GLAZING TYPE - NIL



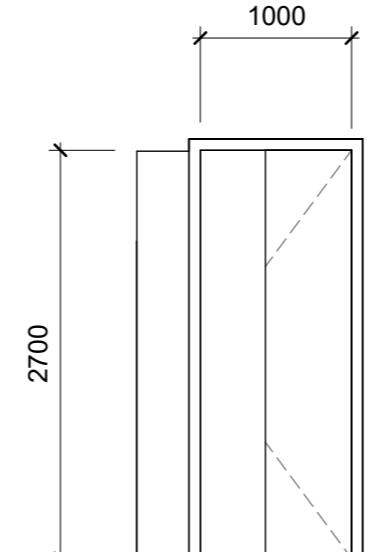
ID2

FRAME TYPE - Timber or Aluminium
FRAME COLOUR - TBC
GLAZING TYPE - NIL



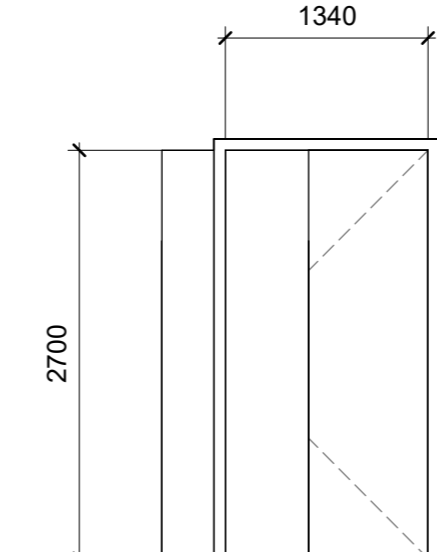
CS1

FRAME TYPE - Timber or Aluminium
FRAME COLOUR - TBC
GLAZING TYPE - NIL



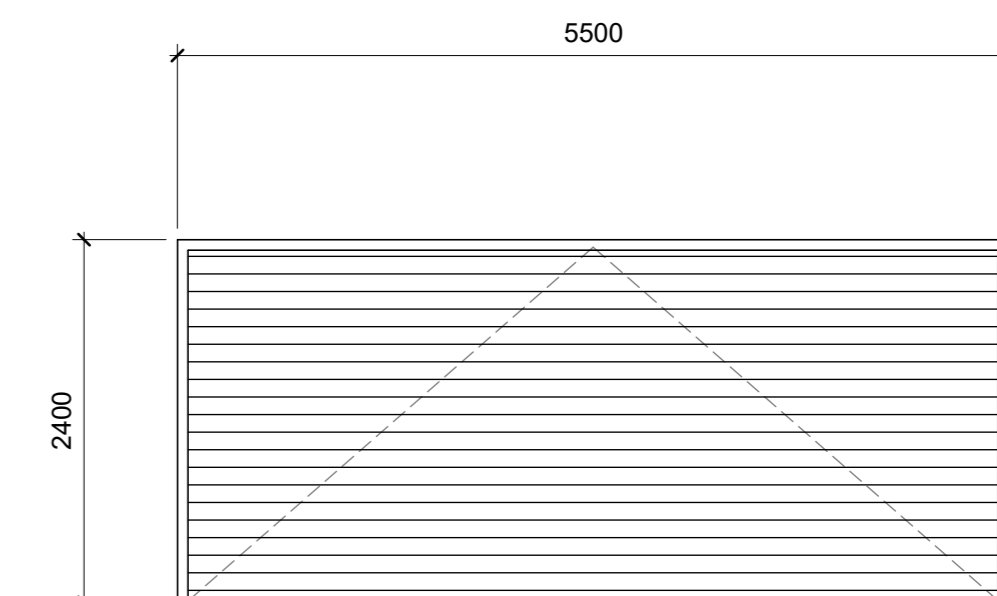
CS2

FRAME TYPE - Timber or Aluminium
FRAME COLOUR - TBC
GLAZING TYPE - NIL



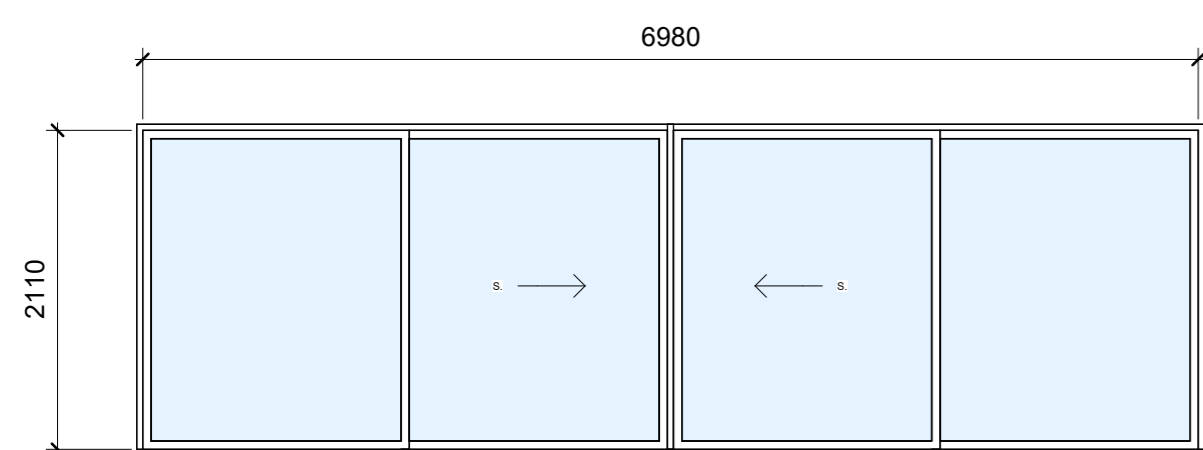
CS3

FRAME TYPE - Timber or Aluminium
FRAME COLOUR - TBC
GLAZING TYPE - NIL



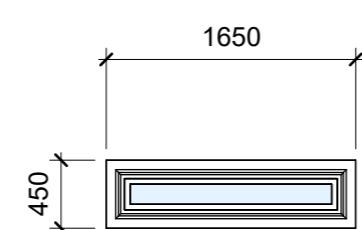
GD1

FRAME TYPE - TBC
FRAME COLOUR - TBC
GLAZING TYPE - NIL



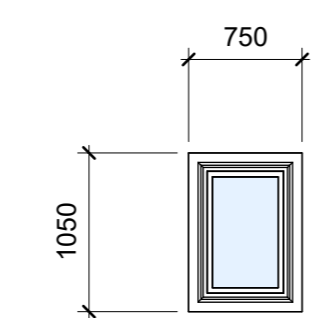
ID - 002 SHGC 0.58
KSD1.00

FRAME TYPE - Aluminium
FRAME COLOUR - Dark grey
GLAZING TYPE - Single clear



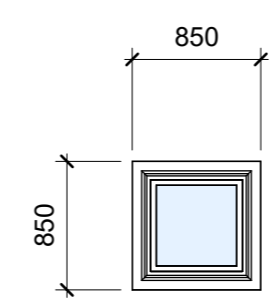
SK1

FRAME TYPE - Aluminium
FRAME COLOUR - Dark grey
GLAZING TYPE - Single clear



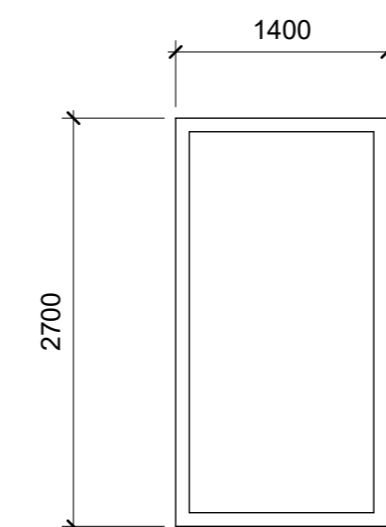
SK2

FRAME TYPE - Aluminium
FRAME COLOUR - Dark grey
GLAZING TYPE - Single clear



SK3

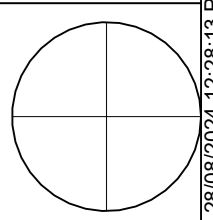
FRAME TYPE - Aluminium
FRAME COLOUR - Dark grey
GLAZING TYPE - Single clear

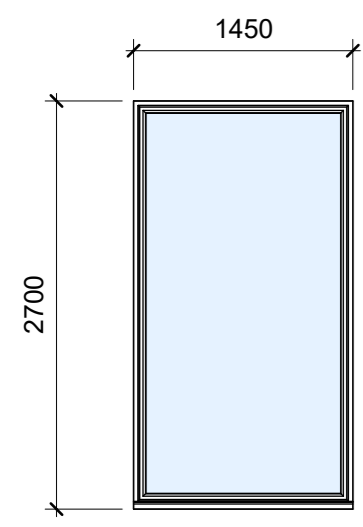


SLD1

FRAME TYPE - Aluminium
FRAME COLOUR - TBC
GLAZING TYPE - NIL

Window and door schedule 120 P2 NOT SHOWN
1 : 50

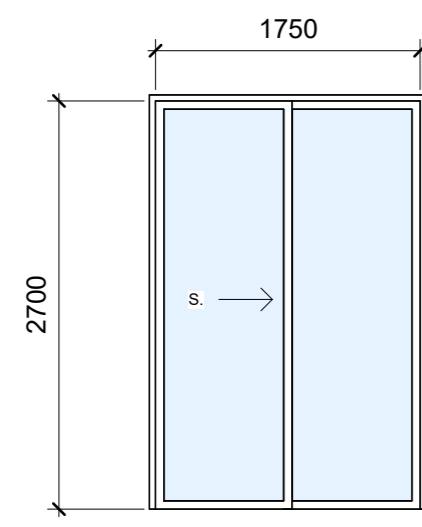




MOD - K28
ID - 002 SHGC 0.58

Wa1.01

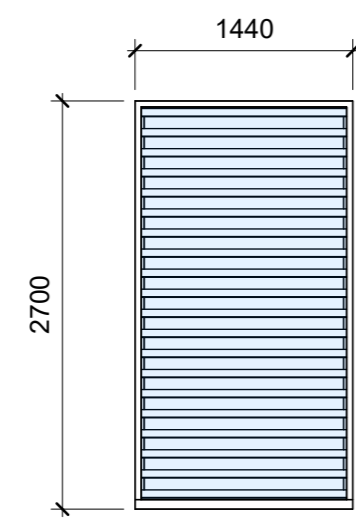
FRAME TYPE - Aluminium
FRAME COLOUR - Dark grey
GLAZING TYPE - Single clear



MOD - K29
ID - 004 SHGC 0.53

Wa1.02

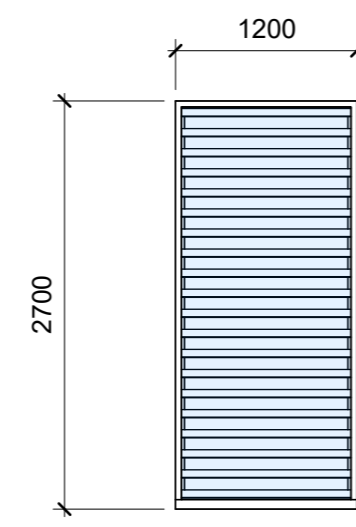
FRAME TYPE - Aluminium
FRAME COLOUR - Dark grey
GLAZING TYPE - Single clear



MOD - K30
ID - 004 SHGC 0.53

Wa1.03

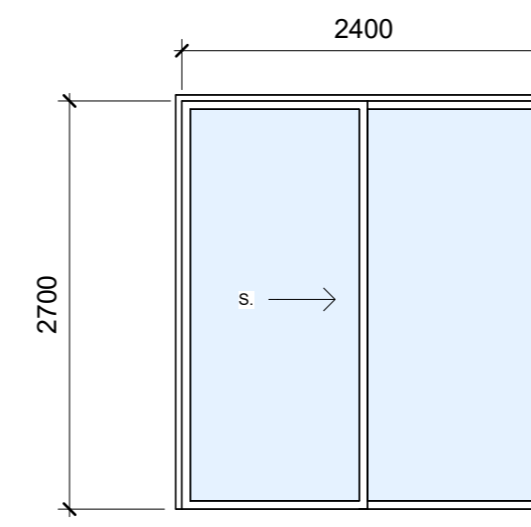
FRAME TYPE - Aluminium
FRAME COLOUR - Dark grey
GLAZING TYPE - Single clear



MOD - K31
ID - 004 SHGC 0.53

Wa1.04

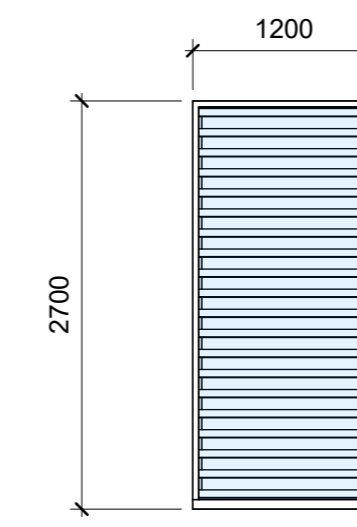
FRAME TYPE - Aluminium
FRAME COLOUR - Dark grey
GLAZING TYPE - Single clear



MOD - K32
ID - 002 SHGC 0.58

Wa1.05

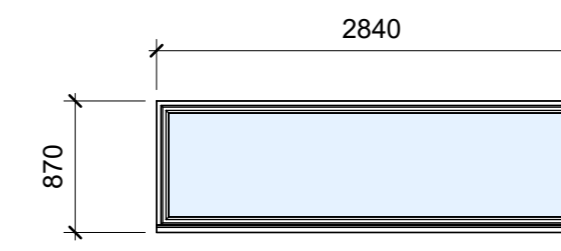
FRAME TYPE - Aluminium
FRAME COLOUR - Dark grey
GLAZING TYPE - Single clear



MOD - K33
ID - 001 SHGC 0.49

Wa1.06

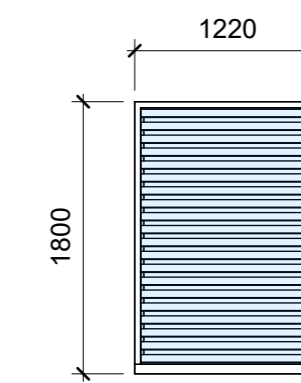
FRAME TYPE - Aluminium
FRAME COLOUR - Dark grey
GLAZING TYPE - Single clear



MOD - K34
ID - 002 SHGC 0.58

Wa1.16

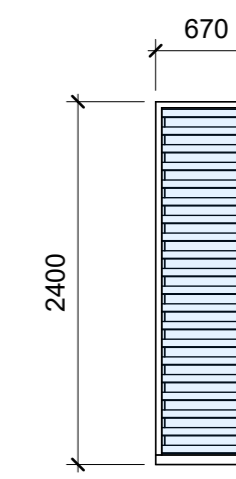
FRAME TYPE - Aluminium
FRAME COLOUR - Dark grey
GLAZING TYPE - Single clear



MOD - K35
ID - 002 SHGC 0.58

Wa1.18

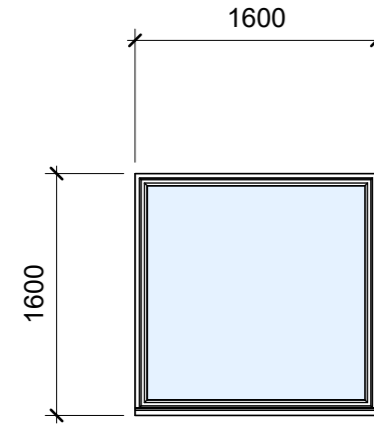
FRAME TYPE - Aluminium
FRAME COLOUR - Dark grey
GLAZING TYPE - Single clear



MOD - K36
ID - 002 SHGC 0.58

Wa1.20/Wa1.21

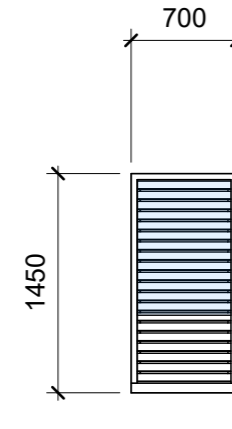
FRAME TYPE - Aluminium
FRAME COLOUR - Dark grey
GLAZING TYPE - Single clear



MOD - K37
OPAQUE
ID - 002 SHGC 0.58

Wa2.05

FRAME TYPE - Aluminium
FRAME COLOUR - Dark grey
GLAZING TYPE - Opaque



MOD - K38
OPAQUE + RESTRICTED OPENING
ID - 002 SHGC 0.58

Wa2.06

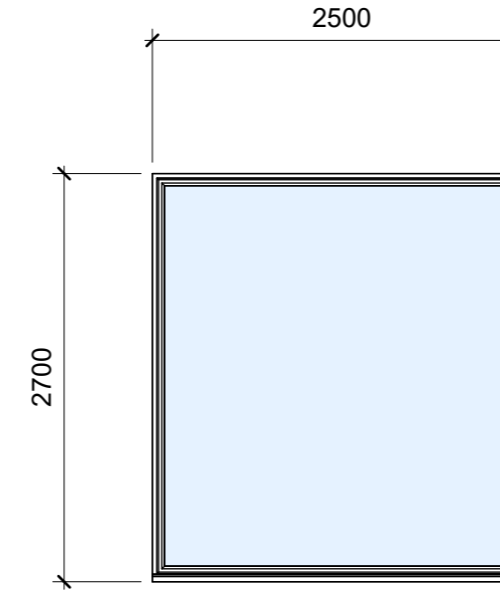
FRAME TYPE - Aluminium
FRAME COLOUR - Dark grey
GLAZING TYPE - Opaque



MOD - K39
OPAQUE + RESTRICTED OPENING
ID - 002 SHGC 0.58

Wa2.07

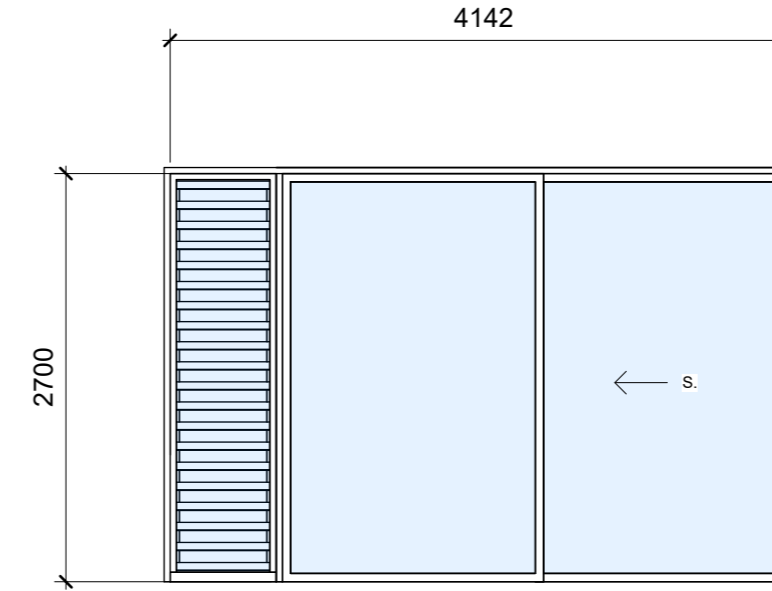
FRAME TYPE - Aluminium
FRAME COLOUR - Dark grey
GLAZING TYPE - Opaque



DOUBLED GLAZED
ID - 002 SHGC 0.58

Wa2.11

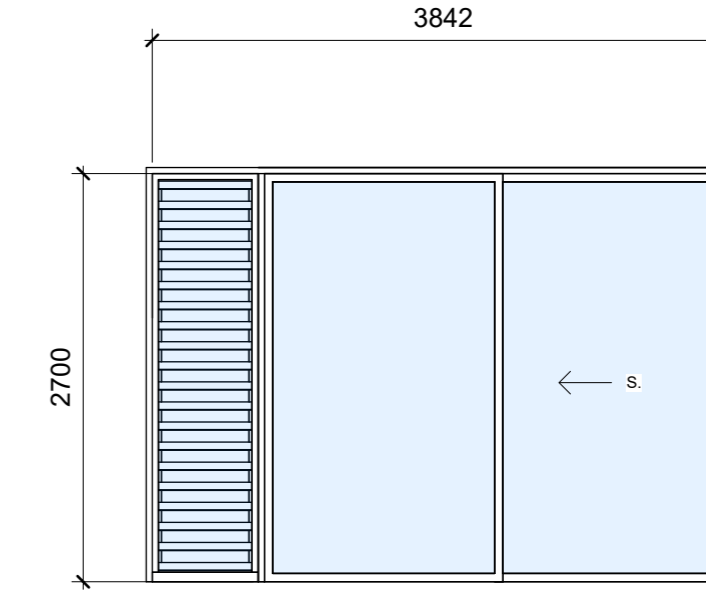
FRAME TYPE - Aluminium
FRAME COLOUR - Dark grey
GLAZING TYPE - Double clear



DOUBLED GLAZED
ID - 002 SHGC 0.58

Wa2.13

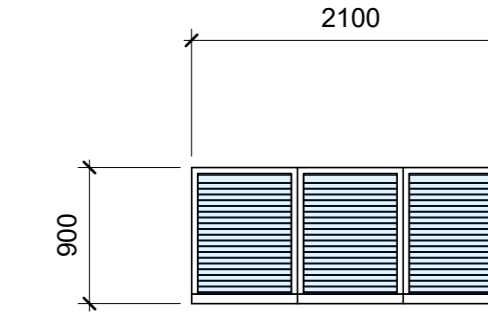
FRAME TYPE - Aluminium
FRAME COLOUR - Dark grey
GLAZING TYPE - Double clear



DOUBLED GLAZED
ID - 002 SHGC 0.58

Wa2.14

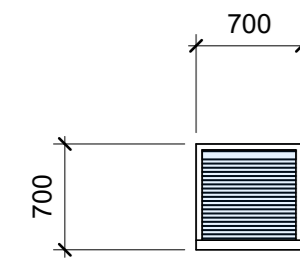
FRAME TYPE - Aluminium
FRAME COLOUR - Dark grey
GLAZING TYPE - Double clear



MOD - K40
ID - 002 SHGC 0.58

Wa2.15

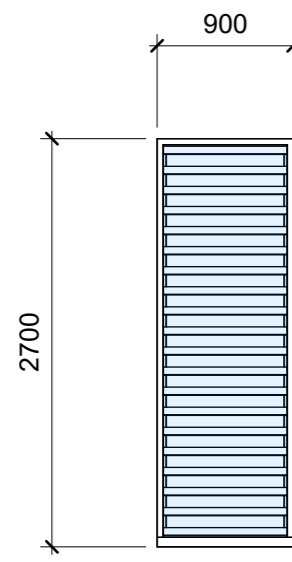
FRAME TYPE - Aluminium
FRAME COLOUR - Dark grey
GLAZING TYPE - Single clear



MOD - K41
ID - 002 SHGC 0.58

Wa2.17

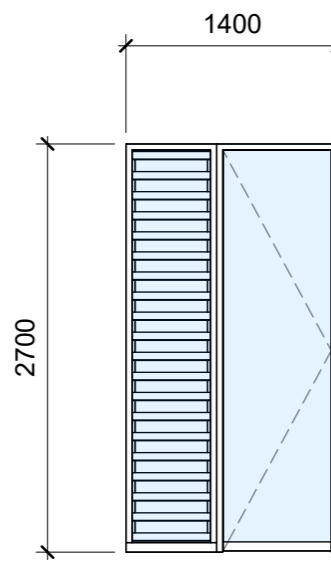
FRAME TYPE - Aluminium
FRAME COLOUR - Dark grey
GLAZING TYPE - Single clear



MOD - K42
ID - 002 SHGC 0.58

Wa2.x

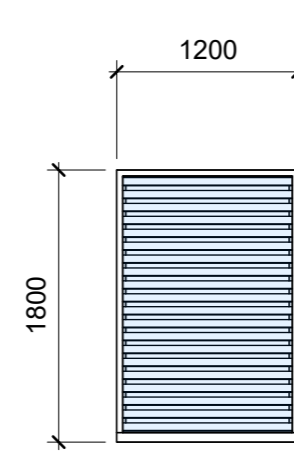
FRAME TYPE - Aluminium
FRAME COLOUR - Dark grey
GLAZING TYPE - Single clear



MOD - K43
ID - 002 SHGC 0.58

Wa2.21

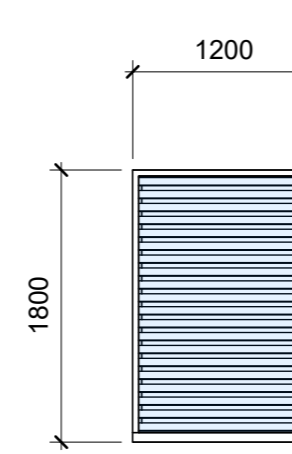
FRAME TYPE - Aluminium
FRAME COLOUR - Dark grey
GLAZING TYPE - Single clear



MOD - K44
ID - 002 SHGC 0.58

Wa2.22

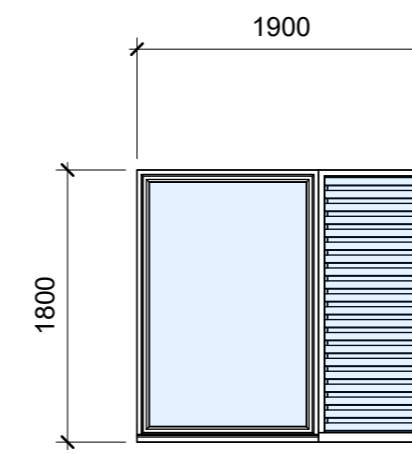
FRAME TYPE - Aluminium
FRAME COLOUR - Dark grey
GLAZING TYPE - Single clear



MOD - K45
ID - 002 SHGC 0.58

Wa2.24

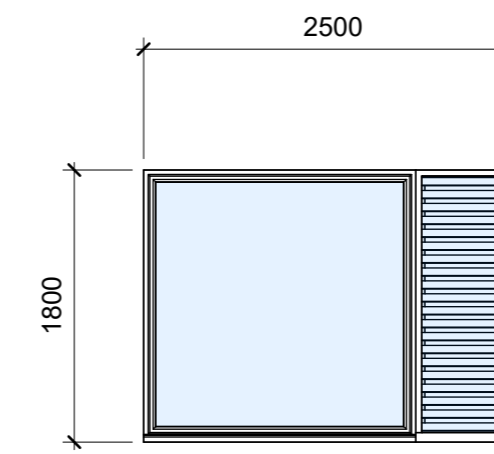
FRAME TYPE - Aluminium
FRAME COLOUR - Dark grey
GLAZING TYPE - Single clear



MOD - K46
OPAQUE
ID - 002 SHGC 0.58

Wa2.25/Wa2.27

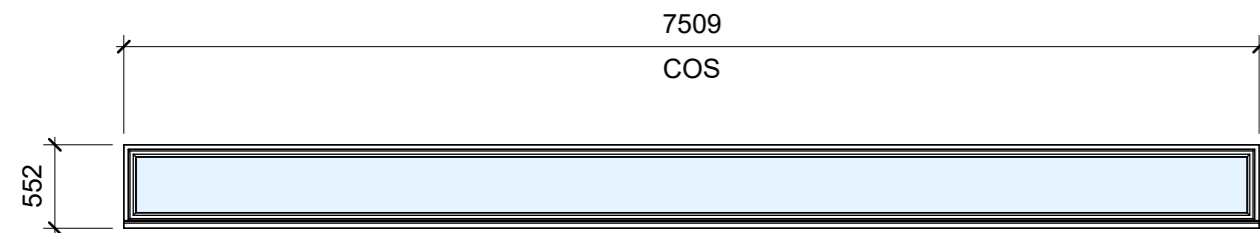
FRAME TYPE - Aluminium
FRAME COLOUR - Dark grey
GLAZING TYPE - Opaque



MOD - K47
ID - 002 SHGC 0.58


Wa2.26

FRAME TYPE - Aluminium
FRAME COLOUR - Dark grey
GLAZING TYPE - Single clear



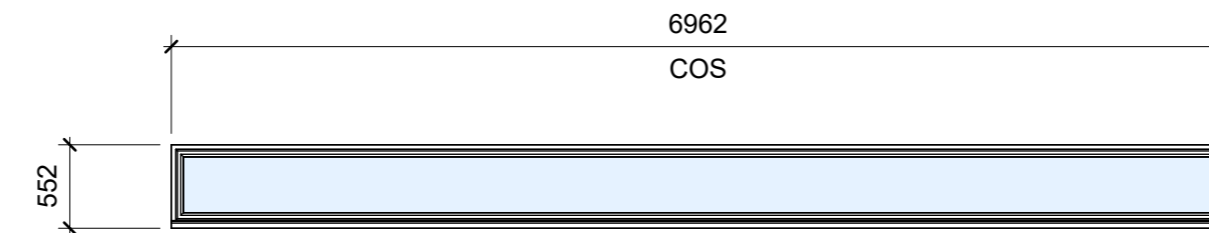
Wa2.08* TBC CLEARSTOREY

FRAME TYPE - Silicone butt joint glass in channel top and bottom
FRAME COLOUR - Dark grey
GLAZING TYPE - Single clear



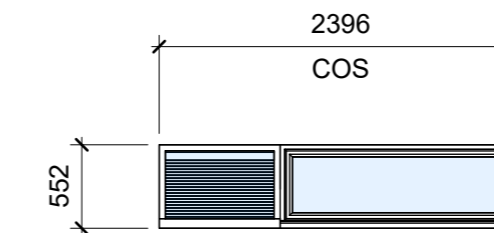
Wa2.012* TBC CLEARSTOREY

FRAME TYPE - Silicone butt joint glass in channel top and bottom
FRAME COLOUR - Dark grey
GLAZING TYPE - Single clear



Wa2.019* TBC CLEARSTOREY

FRAME TYPE - Silicone butt joint glass in channel top and bottom
FRAME COLOUR - Dark grey
GLAZING TYPE - Single clear

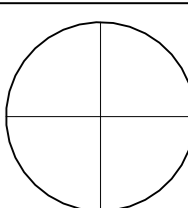


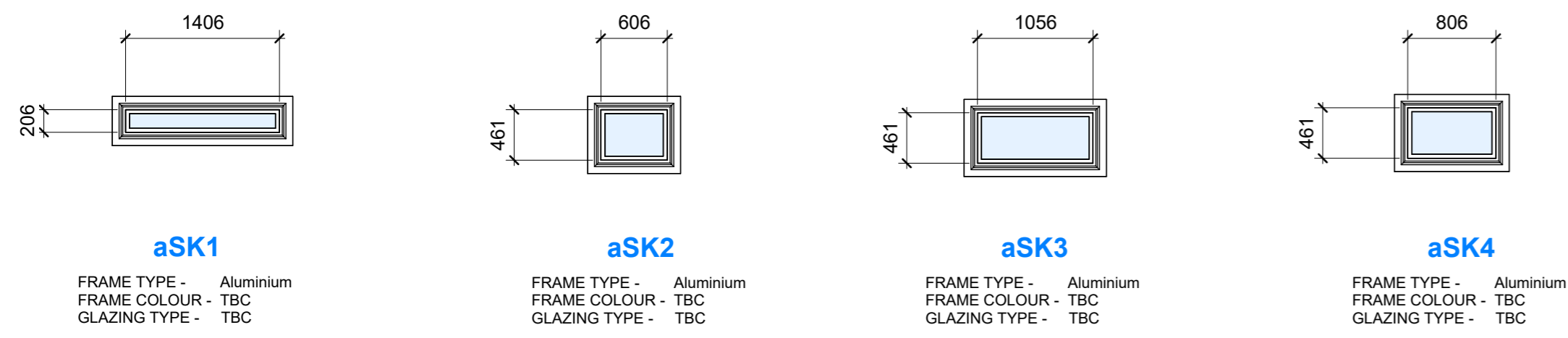
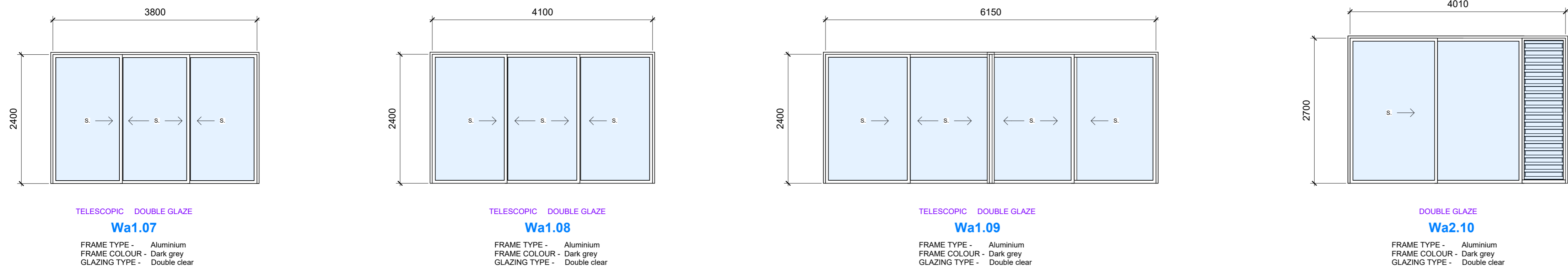
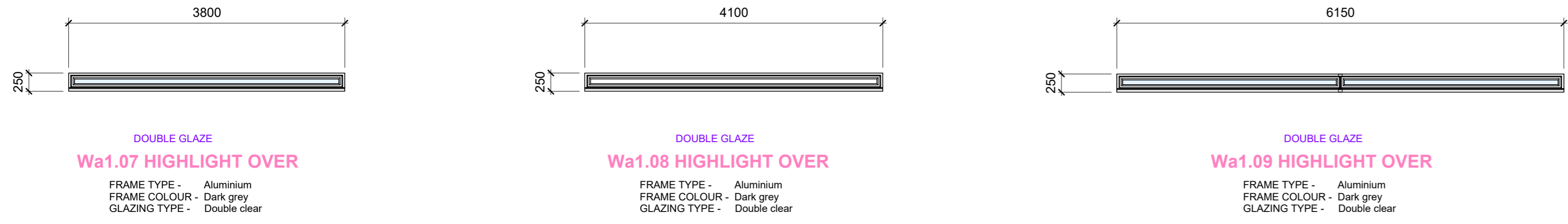
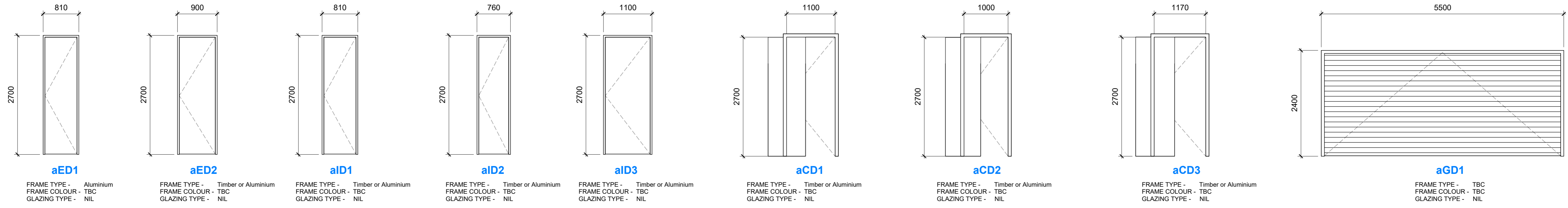
Wa2.023* TBC CLEARSTOREY

FRAME TYPE - Silicone butt joint glass in channel top and bottom
FRAME COLOUR - Dark grey
GLAZING TYPE - Single clear

Window and door schedule 120A P3

1 : 50





Window and door schedule 120A P4 NOT SHOWN
1 : 50

