

DRAWING REGISTER	Day	01	12	27	10	16	
	Month	09	09	09	11	11	
	Year	22	22	22	22	22	
	Issued By	A&Co.	A&Co.	A&Co.	A&Co.	A&Co.	
DEVELOPMENT APPLICATION DOCUMENTATION							
Drawing No.	Drawing Title	Revision					
A000	COVER PAGE	A	B	C	D	E	
A001	GENERAL NOTES	A					
A002	LEASE AND LOCATION PLAN	A					
A003	PRECINCT PHOTOS	A					
A100	DEMOLITION PLAN	A	B				
A101	PROPOSED FLOOR PLAN	A	B	C		E	
A102	DELETED	N/A					
A103	EQUIPMENT PLAN	A	B	C		E	
A104	SHOPFRONT 01	A			D		
A105	SHOPFRONT 02	A			D		
A106	INTERNAL ELEVATIONS 01 & 02	A	B	C	D	E	
A107	INTERNAL ELEVATION 03	A					
Reason: X - Information A/C - Approval/Comments C - Construction O - Coordination							

DEVELOPMENT APPLICATION DOCUMENTATION

GENERAL NOTE: BUILDER TO ISSUE DRAWINGS TO APPOINTED STRUCTURAL ENGINEER TO PROVIDE FINAL SIGN OFF OF SHOPFRONTS AND ANY DESIGN ELEMENTS REQUIRING STRUCTURAL WORKS. BUILDER TO COORDINATE WITH STRUCTURAL ENGINEER AND SHOPPING CENTRE ON FINAL DRAWINGS, COORDINATION AND INSTALLATION.

CONTACT DETAILS:

CLIENT: MAX BRENNER

CONTACT 01- ROLE:

ROLE: PROJECT MANAGER
NAME: Darren Park-Neilson
EMAIL: Darren@maxbrenner.com.au
MOBILE: 0490 029 856

DESIGNER: Anouk & Co pty ltd

CONTACT ROLE: _____

ROLE: Interior Designer
NAME: Venesa Buljubasic
EMAIL: venesa@anoukand.co
MOBILE: 0410337686

NOMINATED SHOP FITTER

ROLE: BUILDER
NAME: Danny Mashalany
COMPANY: Mashalani
EMAIL: info@mmashalani.com.au
MOBILE: 0450 964 260

MAX BRENNER



All dimensions must be checked on site before commencement of construction or manufacturing of any item.
Use figured dimensions in preference to scaled dimensions. Drawings are design intent only.
Any discrepancies are to be reported to Anouk & Co Design prior to start of any work on site.

Intellectual property and copyright:

copyright in all the concepts produced by Anouk & Co Design, including documents, drawings, design, specification, ideas etc. there may be no reproduction or copying of any aspect without the written permission to Anouk & Co Design.

E	DA DOCUMENTATION	A&C	16.11.20
D	DA DOCUMENTATION	A&C	10.11.20
C	DA DOCUMENTATION	A&C	27.09.20
B	DA DOCUMENTATION	A&C	12.09.20
issue	description	by	date
amendment			

project name and address:	
---------------------------	--

MAX BRENNER

SHOP 11, MANLY WHARF, EAST ESPLANADE, MANLY NSW

drawing title:

	COVER PAGE
--	------------

job number:

scale: **A3@NTS**

drawing number:

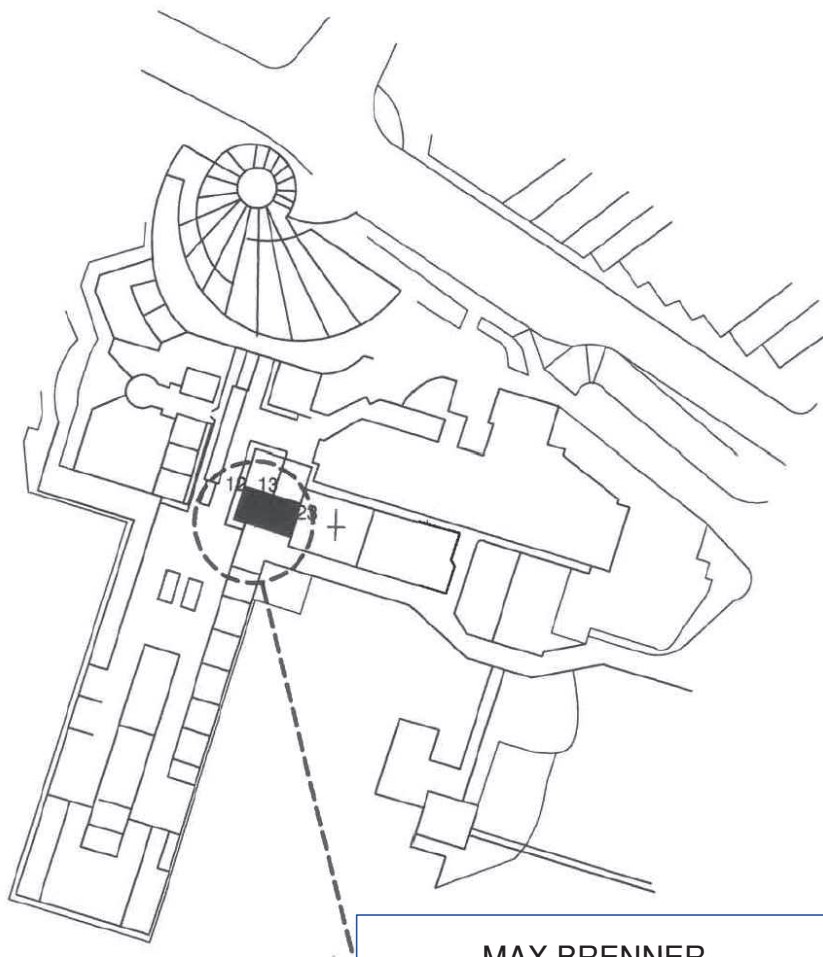
A000

GENERAL AND CONSTRUCTION NOTES::

- DRAWINGS ARE DESIGN INTENT ONLY. CONTRACTORS ARE TO VERIFY ALL DIMENSIONS AND LEVELS ON SITE PRIOR TO COMMENCING ANY WORKS.
- FIGURED DIMENSIONS TAKE PRECEDENCE OVER SCALED DIMENSIONS.
- ALL MATERIALS, FINISHES AND BUILDING WORKS MUST BE AS SPECIFIED. REFER TO SEPARATE WALL AND FLOOR FIXTURE DRAWINGS FOR DETAILS.
- GLAZING TO BE IN ACCORDANCE WITH AS.1288-1994 & TABLE J2 OF THE BUILDING CODE OF AUSTRALIA/NZS 4223.
- ALL EDGES TO BE ARISSED AND ALL EXPOSED EDGES POLISHED WITH A RADIUS OF AT LEAST 5MM UNLESS OTHERWISE SPECIFIED.
- WET AREAS TO BE IMPERVIOUS TO WATER. WALL SURFACES BEHIND ANY BASIN, SINK ETC OF A WALL TO A HEIGHT OF 300MM ABOVE THE FIXTURE. WATERPROOFING TO WET AREAS TO COMPLY WITH AS.3740/E3 OF THE NEW ZEALAND BUILDING CODE.
- ALL DOORWAYS TO HAVE A MINIMUM UN-OBSTRUCTED HEIGHT OF 2.1M. THE MINIMUM WIDTH OF NEW DOORWAYS NOT TO BE LESS THAN 850MM.
- ALL EXIT DOORS AND DOORS IN THE PATH OF TRAVEL TO EXITS ARE TO BE CAPABLE OF BEING OPENED AT ALL TIMES FROM THE SIDE FACING A PERSON SEEKING EGRESS FROM THE BUILDING WITH A SINGLE HANDED DOWNWARD OR PUSHING ACTION ON A SINGLE DEVICE WITHOUT THE USE OF A KEY AND LOCATED BETWEEN 900MM AND 1200MM ABOVE FLOOR LEVEL IN ACCORDANCE WITH CLAUSE D2.21 OF THE BUILDING CODE OF AUSTRALIA/D1 OF THE NEW ZEALAND BUILDING CODE.
- EXIT SIGNS AND EMERGENCY LIGHTS TO COMPLY WITH AS/NZS 2293 - 2003. ARTIFICIAL LIGHTING IN ACCORDANCE WITH AS. 1680 - 1998 / PART J6.
- EXTINGUISHERS IN ACCORDANCE WITH AS.2444-2001 AND CLAUSE E1.6 OF THE BUILDING CODE OF AUSTRALIA / RELEVANT CODES OF THE NEW ZEALAND BUILDING CODE. SPRINKLER SYSTEM TO COMPLY WITH APPENDIX C AS.2118.1 / RELEVANT CODES OF THE NEW ZEALAND BUILDING CODE.
- AUTOMATIC SMOKE DETECTION AND ALARM SYSTEMS TO COMPLY WITH SPECIFICATION E2.2A OF THE BCA / RELEVANT
- ALL FIT OUT MUST COMPLY WITH THE DESIGN, CONSTRUCTION & FITOUT FOR FOOD PREMISES AS4674-2004.
- ALL SERVICE PIPES, CONDENSATE PIPES AND ELECTRICAL CONDUITS MUST BE SEALED INTO THE WALLS, FLOORS, AND PLINTHS.
- ALL JOINTS FORMED BY THE BUTTING TOGETHER OF FITTINGS MUST BE SEALED IN SUCH A MANNER AS TO ELIMINATE ANY CAVITY OR CREVICE; ALTERNATIVELY, A CLEAR SPACE OF ATLEAST 75mm IS TO BE PROVIDED.
- ALL WALLS IN THE FOOD PREPARATION AND KITCHEN AND BAR ARE TO BE OF SOLID WALL CONSTRUCTION AND MUST BE TILED OR STAINLESS SHEETED FULL HEIGHT FROM FLOOR TO CEILING. WITH GLAZED CERAMIC TILES, STAINLESS STEEL, IMPERVIOUS MATERIAL ADHERED DIRECTLY TO THE WALL.
- ALL INTERSECTIONS OF THE FLOOR AND WALLS AND PLINTHS IN THE FOOD PREPARATION AND KITCHEN ARE MUST BE COVED WITH AN APPROVED MATERIAL TO A MINIMUM RADIUS OF 25mm.
- SINKS, TUBS AND BENCHES MUST BE FINISHED FLUSH TO THE WALL.
- ALL SHELVING IS TO BE LOCATED AT LEAST 25mm OFF THE WALL OR THE INTERSECTION OF THE SHELF AND WALL MUST BE COMPLETELY SEALED.
- HAND BASIN SUPPLIED WITH HOT AND COLD WATER THROUGH AN APPROVED MIXING DEVICE MUST BE PROVIDED AND LOCATED IN CLOSE PROXIMITY TO THE FOOD PREPARATION AREA. KITCHEN CONSULTANT TO ENSURE HAND BASIN TO BE INSTALLED EVERY 5 METERS OF FOOD HANDLING.
- A LIQUID SOAP DISPENSER AND PAPER TOWEL DISPENSER MUST BE PROVIDE ABOVE OR ADJACENT TO THE HAND BASIN.
- WASHING FACILITIES MUST BE PROVIDED AND COMPLY WITH FOOD PREMISES CODE.

- NOT LESS THAN 300 LUX OF LIGHT WILL BE AVAILABLE ON ALL SURFACES WHERE FOOD IS PREPARED, UTENSILS ARE WASHED AND STERILISED IN ACCORDANCE WITH AS 1680.
- CEILINGS ARE TO BE CONSTRUCTED OF RIGID, SMOOTH FACED, NON-ABSORBENT MATERIAL.
- TEMPERATURE GAUGE IS TO BE PROVIDED EXTERNALLY TO EACH COOLROOM, CHILLER, FREEZER ROOM OR LOW TEMPERATURE ROOM.
- WATERPROOF MEMBRANE TO BE APPLIED TO ALL FLOOR SURFACE AND RETURN MEMBRANE TO BE MINIMUM 300mm UP WALL SURFACES. MEMBRANE TO BE CERTIFIED BY RELEVANT CERTIFYING AUTHORITIES.
- ALL EQUIPMENT TO BE ELEVATED FROM THE FLOOR 150mm IN HEIGHT WITH EQUIPMENT LEGS OR 75mm IN HEIGHT FOR CONCRETE PLINTH.
- ALL WORK TO BE IN ACCORDANCE WITH THE AUSTRALIAN BUILDING CODE, AUSTRALIAN STANDARDS, STATUTORY REGULATIONS AND LOCAL AUTHORITY REQUIREMENTS AND ALL CONDITIONS OF COUNCILS OR PCA'S DEVELOPMENT / PLANNING CONSENT AND THE CONDITIONS OF THE CONSTRUCTION CERTIFICATE / BUILDING PERMIT.
- ACCESS FOR PEOPLE WITH DISABILITIES TO BE IN ACCORDANCE WITH AS1428.1-2009 DESIGN FOR ACCESS AND MOBILITY - BUILDINGS AND ASSOCIATED FACILITIES.
- THE DESIGNS ARE SUBJECT TO APPROVAL BY STATUTORY AUTHORITIES AND ANY NECESSARY ALTERATIONS SHOULD BE MADE TO COMPLY.
- IT IS THE RESPONSIBILITY OF THE CONTRACTOR TO SECURE ALL REQUIRED CERTIFICATIONS TO ENABLE THE RELEASE OF THE OCCUPATION CERTIFICATE. IT IS ALSO THE RESPONSIBILITY OF THE CONTRACTOR TO CORRESPOND DIRECTLY WITH THE COUNCIL OR PRINCIPAL CERTIFYING AUTHORITY AS REQUIRED TO SECURE THE RELEASE OF THE OCCUPATION CERTIFICATE.
- IT IS THE RESPONSIBILITY OF THE CONTRACTOR TO DETERMINE EXACT STRUCTURAL ENGINEER'S CERTIFICATION FOR ALL STRUCTURAL WORKS INCLUDING BUT NOT LIMITED TO; GLAZING, SIGNAGE, HANGING SYSTEMS AND FIXTURES AND ALL BUILT ELEMENTS AS REQUIRED.
- CONTRACTOR TO LIAISE WITH THIRD PARTY SUPPLIERS TO CONFIRM EXACT REQUIREMENTS, DELIVERY AND ALL DETAILS.
- CONTRACTOR TO RETAIN A COPY OF THE LESSOR'S APPROVED STAMPED DRAWINGS ON SITE AT ALL TIMES.
- FOR FINISHES, FITTINGS AND EQUIPMENT SELECTION REFER TO SCHEDULES.
- ALL FITTINGS, MECHANISMS AND EQUIPMENT SHALL BE INSTALLED AS PER MANUFACTURER'S RECOMMENDATIONS AND INSTRUCTIONS.
- ENSURE EVEN ILLUMINATION OF ALL SIGNAGE, LIGHTBOXES AND BACKLIT DISPLAYS.
- CONTRACTOR TO ENSURE CONSISTENCY BETWEEN SIMILAR MATERIALS IS MAINTAINED.
- CONCEAL ALL FIXINGS AND SCREWS, UNLESS OTHERWISE SPECIFIED.
- PREPARE AND MAKE GOOD ALL SURFACES AND PROVIDE REQUIRED SUBSTRATE TO RECEIVE NEW FINISHES AS PER MANUFACTURER'S SPECIFICATIONS.
- ALL JUNCTIONS OF FLOOR FINISHES TO SIT FLUSH WITH EACH OTHER. ALLOW TO BUILD UP FLOOR IF REQUIRED TO ACHIEVE FLUSH LEVELS.
- ALL FIT OUT MUST COMPLY WITH THE DESIGN, CONSTRUCTION & FITOUT FOR FOOD PREMISES AS4674-2004.
- ALL SERVICE PIPES, CONDENSATE PIPES AND ELECTRICAL CONDUITS MUST BE SEALED INTO THE WALLS, FLOORS, AND PLINTHS.
- ALL JOINTS FORMED BY THE BUTTING TOGETHER OF FITTINGS MUST BE SEALED IN SUCH A MANNER AS TO ELIMINATE ANY CAVITY OR CREVICE; ALTERNATIVELY, A CLEAR SPACE OF ATLEAST 75mm IS TO BE PROVIDED.
- ALL INTERSECTIONS OF THE FLOOR AND WALLS AND PLINTHS IN THE FOOD PREPARATION AND KITCHEN ARE MUST BE COVED WITH AN APPROVED MATERIAL TO A MINIMUM RADIUS OF 25mm.
- SINKS, TUBS AND BENCHES MUST BE FINISHED FLUSH TO THE WALL.
- ALL SHELVING IS TO BE LOCATED AT LEAST 25mm OFF THE WALL OR THE INTERSECTION OF THE SHELF AND WALL MUST BE COMPLETELY SEALED.

- ALL SHELVING IS TO BE LOCATED AT LEAST 25mm OFF THE WALL OR THE INTERSECTION OF THE SHELF AND WALL MUST BE COMPLETELY SEALED.
- ALL EQUIPMENT TO BE ELEVATED FROM THE FLOOR 150mm IN HEIGHT WITH EQUIPMENT LEGS OR 75mm IN HEIGHT FOR CONCRETE PLINTH.
- THESE DRAWINGS ARE A GUIDE/ DESIGN INTENT ONLY FOR THE LOCATION AND LAYOUT OF THE SERVICE PIPES. NOMINATED CONTRACTOR TO PROVIDE FINAL DRAWINGS AND SPECIFICATIONS PRIOR TO COMMENCEMENT OF ANY WORKS.
- DO NOT SCALE FROM THESE DRAWINGS. REFER TO ARCHITECTURAL DRAWINGS FOR ALL SETOUT DIMENSIONS.
- THESE DRAWINGS ARE TO BE READ IN CONJUNCTION WITH THE ARCHITECTURAL SPECIFICATION AND DRAWINGS FOR THE FINAL SELECTION AND POSITION OF FIXTURES AND FITTINGS.
- LOCATION OF EXISTING SERVICES HAVE BEEN DETERMINED FROM SITE VISITS AND EXISTING RECORD PLANS. NO PROVING OF SERVICES HAS BEEN UNDERTAKEN.
- THE CONTRACTOR IS TO VERIFY ALL INVERT LEVELS, SURFACE LEVELS, CLEARANCES AND COVERS ARE CORRECT AND OBTAINABLE BEFORE COMMENCEMENT OF ANY WORKS. NOTIFY AQUALOGICAL OF ANY ISSUES PRIOR TO INSTALLATION.
- ALL WORKS ARE TO BE CONSTRUCTED IN ACCORDANCE WITH THE AUSTRALIAN STANDARDS, PLUMBING AND DRAINAGE ACT 2002, BCA (BUILDING CODE OF AUSTRALIA), PCA (PLUMBING CODE OF AUSTRALIA) AND TO THE APPROVAL OF THE LOCAL AUTHORITY.
- ALL MATERIALS SHALL BE IN ACCORDANCE WITH THE PLUMBING CODE OF AUSTRALIA, AS5200, AND THE RELEVANT AUSTRALIAN STANDARDS.
- ALL EXISTING SERVICES WHICH ARE NO LONGER REQUIRED SHALL BE REMOVED OR SEALED OFF TO THE SATISFACTION OF THE LOCAL AUTHORITY.
- THE CONTRACTOR SHALL PAY ALL FEES IN ASSOCIATION WITH CONSTRUCTION COSTS, REQUIRED TESTS AND INSPECTIONS.
- THE CONTRACTOR SHALL ALLOW ALL COSTS ASSOCIATED WITH THE PREPARATION OF THE AS CONSTRUCTED DRAWINGS TO THE SATISFACTION OF THE SUPERVISOR ON COMPLETION OF THE PROJECT. A SUITABLE TIMEFRAME SHALL BE ALLOWED FOR DOCUMENTATION OF AS CONSTRUCTED DRAWINGS.
- THE CONTRACTOR SHALL MAKE THEMSELVES FAMILIAR WITH ALL SITE CONSTRAINTS THROUGH A SITE VISIT PRIOR TO FINAL TENDER SUBMISSION.
- THE CONTRACTOR SHALL CO-ORDINATE ALL PIPEWORK WITH THE OTHER TRADE SERVICES PRIOR TO COMMENCEMENT OF ANY WORK.
- ALLOW ALL COSTS FOR WORK TO BE UNDERTAKEN OUTSIDE OF NORMAL TRADING HOURS IN ACCORDANCE WITH CENTRE MANAGEMENT OR LEASE AGREEMENT REQUIREMENTS.
- ALLOW ALL COSTS ASSOCIATED WITH THE HIRING OF SECURITY PERSONNEL WHILE WORKING IN ADJACENT TENANCIES.

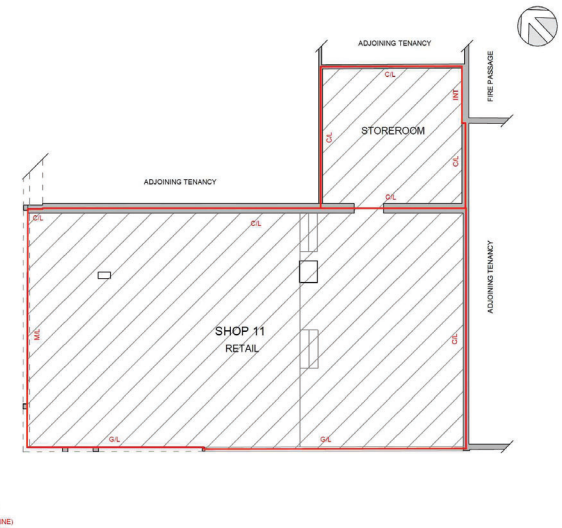


1 LOCATION PLAN
- N.T.S

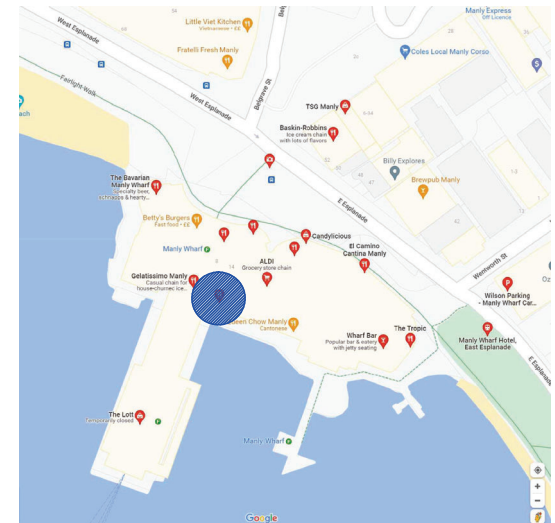
**MAX BRENNER
SHOP 11 MANLY WHARF, EAST
ESPLANADE, MANLY NSW**



2 LEASE PLAN 01
- N.T.S



3 LEASE PLAN 02
- N.T.S



4 LOCATION MAP
- N.T.S




1 SITE PHOTO
- N.T.S



2 SITE PHOTO
- N.T.S



3 SITE PHOTO
- N.T.S



4 SITE PHOTO
- N.T.S



5 SITE PHOTO
- N.T.S

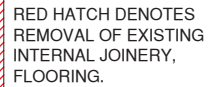


6 SITE PHOTO
- N.T.S



7 SITE PHOTO
- N.T.S

READ IN CONJUNCTION WITH DRAWINGS AND SCHEDULES.



1. PROTECT AND MAKE GOOD ALL BASE BUILDING WALLS DURING & FOLLOWING DEMOLITION
2. PREPARE ALL SURFACES READY TO RECEIVE NEW WORKS

1. DEMOLISH ALL EXISTING PARTITIONS IF/
WHERE SHOWN
2. PROTECT & MAKE GOOD ALL DURING/
FOLLOWING DEMOLITION
3. ALLOW FOR REPAINT AND RE-SHEETING OF
EXISTING PARTITIONS AND BASEBUILD
SHEETING IF REQUIRED
4. PREPARE ALL EXISTING PARTITIONS TO REMAIN
READY TO RECEIVE NEW FINISHES
5. ALLOW FOR NEW SHOPFRONT - REFER TO NEW
PROPOSED SHOPFRONT FOR DESIGN INTENT
6. EXISTING CEILING TO FRONT OF HOUSE TO BE
RETAINED (BEAMS) PATCH & REPAIR EXISTING
CEILING - MAKE GOOD TO ACCEPT NEW
FINISHES.
7. CEILING TO RAISED SEATING AREA TO BE
UPGRADED BY LANDLORD.

EXISTING
SHOPFRONT
SIGNAGE TO BE
REMOVED &
REPLACED WITH
NEW CURRENT
MAX BRENNER
ILLUMINATED
SIGNAGE
BLADE. REFER
TO
DOCUMENTATION
PACKS.

EXISTING COUNTER/ SERVERY AREA
TO BE DEMOLISHED AND REMOVED.

PATCH & REPAIR
EXISTING BOH
CEILING TO
ACCEPT NEW
PAINT FINISH.

EXISTING CEILING TO—
RAISED SEATING AREA
TO BE REPAIRED AND
MADE GOOD. ALL
EXISTING SERVICES
TO BE REUSED.

1:50

ALL EXISTING JOINERY -
SEATING, BENCHES,
MERCHANDISE DISPLAYS ETC
TO BE DEMOLISHED AND
REMOVED

B	DA DOCUMENTATION	A&C	12.09.2012
A	DA DOCUMENTATION	A&C	01.09.2012
issue	description	by	date
amendment			

DEMOLITION PLAN

A100

MAX BRENNER SEATING
COUNT / M2

INTERNAL DINING AREA # 57

EXTERNAL DINING AREA # 8

TOTAL SEATING: # 65

NOTE:

- DEVELOPMENT TO COMPLY WITH AUSTRALIAN AND NEW ZEALAND FOOD STANDARD CODE AND AS AS 4674-2004 DESIGN CONSTRUCTION AND FITOUT OF FOOD PREMISES
- MAX BRENNER PRIVATE CERTIFIER TO REVIEW AND SIGN OFF ON PLANS AND GENERAL COMPLIANCE TO ENSURE IT ALIGNS WITH LOCAL FOOD CODE & AS STANDARDS

WALL LEGEND:-

- EXISTING BASE BUILDING WALLS
- ALL NEW WALLS TO AUSTRALIAN STANDARDS & LOCAL AUTHORITIES HEALTH / FOOD CODE STANDARDS.
- NEW SHOPFRONT GLAZING TO COMPLY WITH AUSTRALIAN STANDARDS & LOCAL AUTHORITIES HEALTH / FOOD CODE STANDARDS.

NOTE:

ALL EXISTING SITE DIMENSIONS TO BE CONFIRMED ON SITE BY NOMINATED SHOPFITTER AS SOON AS POSSIBLE. ALL DISCREPANCIES TO BE ADVISED TO DESIGNER AND PROJECT MANAGER IMMEDIATELY.

FINISHES LEGEND

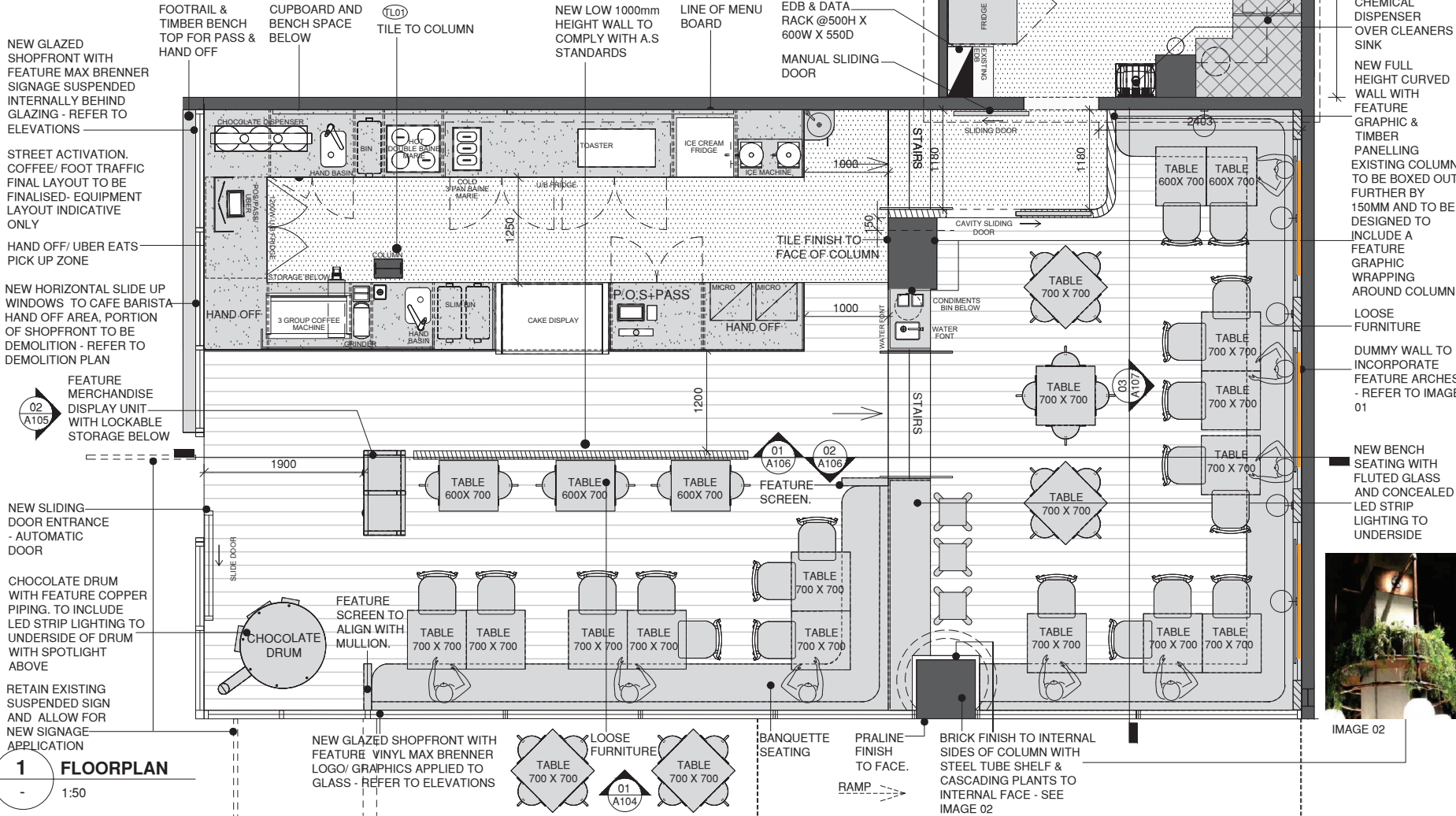
- NEW COMMERCIAL EPOXY FLOORING & MATCHING COVING
- NEW TIMBER EFFECT FLOORING TILE.
- NOTE: PROPOSED FLOOR FINISHES TO SUIT EXISTING SSL & FFL.
- NEW STONE BENCH TOPS & INTERNAL SHROUD FINISH @900MM AFFL
- NEW STAINLESS STEEL FINISH TO BENCH TOPS SETDOWN 900 MM FFL



IMAGE 01

GENERAL NOTES:

- 1.CEILING TO BE REPAIRED AND MADE NEW
- 2.BEAMS TO BE REPAIRED AND MADE NEW
- 3.EXISTING FIRE SERVICES TO BE REPAIRED AND MADE GOOD
- 4.ALL 3NOS WINDOWS TO BE STACKABLE
- 5.ENTRY SLIDING DOOR TO BE AUTOMATIC
- 6.COLUMN AT KITCHEN ACCESS TO HAVE GRAPHIC TO REAR & SIDE FACE & TILES ON KITCHEN FACE
- 7.CHEMICAL DISPENSER TO BE SHOWN OVER CLEANERS SINK
- 8.CHOCOLATE DRUM TO BE ILLUMINATED BENEATH & ABOVE



1 FLOORPLAN
1:50

All dimensions must be checked on site before commencement of construction or manufacturing of any item. Use figured dimensions in preference to scaled dimensions. Drawings are design intent only. Any discrepancies are to be reported to Anouk & Co Design prior to start of any work on site.

Intellectual property and copyright:

copyright in all the concepts produced by Anouk & Co Design, including documents, drawings, design, specification, ideas etc. there may be no reproduction or copying of any aspect without the written permission to Anouk & Co Design.

E	DA DOCUMENTATION	A&C	16.11.22
B	DA DOCUMENTATION	A&C	27.09.22
C	DA DOCUMENTATION	A&C	12.09.22
A	DA DOCUMENTATION	A&C	01.09.22
issue	description	by	date
amendment			

project name and address:		job number:
MAX BRENNER SHOP 11, MANLY WHARF, EAST ESPLANADE, MANLY NSW		D9000
drawing title:		scale:
PROPOSED FLOOR PLAN		A3@1:50
		drawing number:
		A101

GENERAL NOTE:

KITCHEN/ EQUIPMENT CONSULTANT/
STAINLESS STEEL CONTRACTOR TO PROVIDE
FINAL LAYOUT TBC - NOTE ALL HAND BASINS
TO BE POSITIONED 5 METERS AWAY FROM
ANY FOOD HANDLING. ALL SPECS TO
COMPLY WITH A.S STANDARDS, BCA
REQUIREMENTS AND LOCAL FOOD CODES.

GENERAL NOTE:

ALL EQUIPMENT TO BE
FREESTANDING ON BENCHES.
CONTRACTOR TO CONFIRM IF
RAISED FLOOR OR ALTERNATIVE
PROVISIONS ARE REQUIRED -
PLINTH TO CHASE AND RUN
SERVICES THROUGHOUT.

SKIRTING AND COVING TO COMPLY
WITH A.S STANDARDS.

NOTE

1. ALLOW FOR PROVISIONS FOR DATA /
POWER
2. ALL EQUIPMENT / SPECS SHOWN
INDICATIVELY. FINAL
SPECS TO BE REVIEWED & APPROVED BY
CLIENT.
3. ALLOW DIMENSIONS TO SUIT EQUIPMENT.
4. CONTRACTOR TO LIAISE WITH CLIENT
REGARDING FINAL BENCH HEIGHT.
5. WATERPROOFING TO WET AREAS TO
SATISFY AS 3470.
6. CONFIRM WITH CLIENT FOR ANY
ADDITIONAL GPO'S.
7. SHOPFITTER TO ENSURE THAT AMPERAGE
TO ALL GPO'S IS ADEQUATE FOR EQUIPMENT
& TO FOLLOW MANUFACTURERS
INSTRUCTIONS FOR ALL EQUIPMENT
INSTALLATION.
8. SHOPFITTER TO CONFIRM
ELEC+TEL+DATA POINTS WITH CLIENT
BEFORE INSTALLATION.
9. VERMIN PROOFING TO SATISFY
AUSTRALIAN STANDARDS.

NOTE:
DEVELOPMENT TO COMPLY WITH
CURRENT AUSTRALIAN FOOD
STANDARDS CODE AND AS
4674-2004 DESIGN CONSTRUCTION
AND FITOUT OF FOOD PREMISES.

NOTE:
CERTIFIERS TO REVIEW AND SIGN
OFF ON PLANS AND GENERAL
COMPLIANCE
TO ENSURE IT ALIGNS WITH LOCAL
FOOD CODE & AS STANDARDS

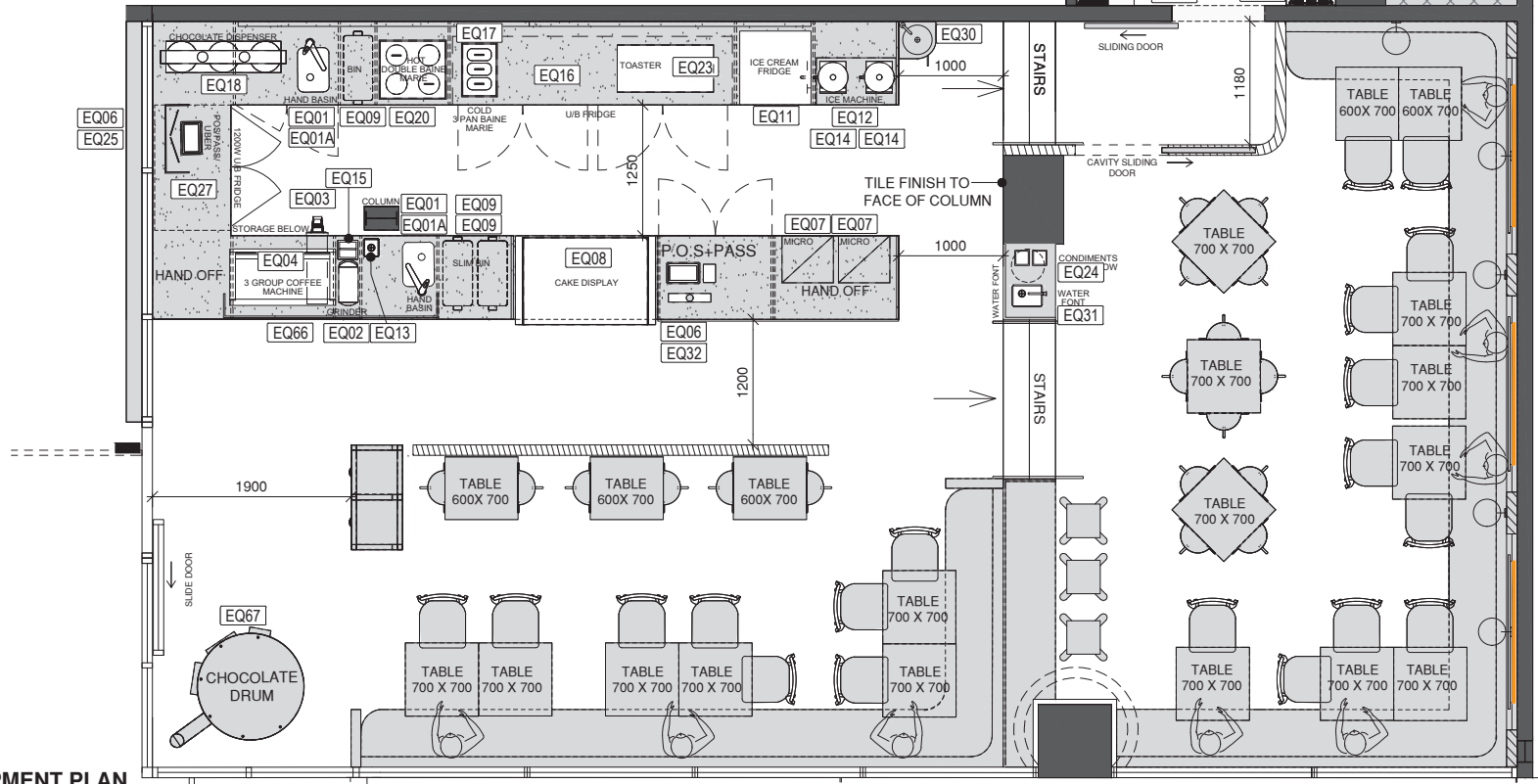
NOTE:

ALL EXISTING SITE DIMENSIONS TO BE
CONFIRMED ON SITE BY SHOPFITTER AS
SOON AS POSSIBLE. ALL DISCREPANCIES TO
BE ADVISED TO DESIGNER AND PROJECT
MANAGER IMMEDIATELY.

NOTE: THIS IS A COMPLETE EQUIPMENT LIST. SHOPFITTER TO ENSURE THEY REFER TO THE PLAN LAYOUT TO DETERMINE THE EXACT EQUIPMENT SELECTION
NOTE: ENSURE ALL DETAILS COMPLY WITH THE B.C.A, FOOD CODE AND RELEVANT AUTHORITIES

EQUIPMENT SCHEDULE		
ITEM	DESCRIPTION	QUANTITY
EQ01	HANDBASIN, SIZE TBC.	2
EQ01A	LEAVER LEG MECHANISM & SENSOR TAP	2
EQ02	COFFEE GRINDER	1
EQ03	CUP DISPENSER UNDER BENCH	1
EQ04	3 GROUP COFFEE MACHINE	1
EQ05	DELETED	N/A
EQ06	REGISTER, DOCKET PRINTER & EFTPOS	2
EQ07	MICROWAVE OVEN, SHOPFITTER TO ALLOW FOR 500mmW X 300mmH OPENING	2
EQ08	1200 MM WIDE AMBIENT & REFRIDGERATED CAKE DISPLAY	1
EQ09	SLIM-LINE UNDER COUNTER BIN	5
EQ10	DELETED	N/A
EQ11	ICE CREAM FRIDGE 680MM W - ALLOW 760MM OPENING OVERALL	1
EQ12	ICE MACHINE, UNDER BENCH ICE MACHINE ON CASTOR	1
EQ13	JUG RINSER	1
EQ14	BLENDER	2
EQ15	KNOCK BOX RECESSED INTO BENCH TOP	1
EQ16	4 DOOR REMOTE UNDERBENCH FRIDGE, 2785mmW X 680mmD X 725mmH, WITH CUTOFF FOR GANASH.	1
EQ17	COLD 3 PAN BAIN MARIE, CONFIRM SIZE WITH CLIENT	1
EQ18	CHOCOLATE DISPENSER/ PIPING	1
EQ19	WALL SHELVING FOR DRY STORAGE	2
EQ20	HOT DOUBLE BAIN MARIE: 555mmW X 350mmD X 305mmH, SET INTO BENCH, CONFIRM SIZE WITH CLIENT	1
EQ21	UNDER BENCH DISH RACK	1
EQ22	PASS THROUGH DISHWASHER.	1
EQ23	TOASTER	1
EQ24	CONDIMENTS & GENERAL CATERING SUPPLIES	2
EQ25	10.5 INCH IPAD PRO X2 - DIMS TBC	1
EQ26	1200MM WIDE CHEST FREEZER, NOTE: ALLOW FOR 50-70mm SPACING TO RIGHT	2
EQ27	2 DOOR REMOTE UNDERBENCH FRIDGE, 1200mmW X 680mmD X 725mmH.	1
EQ28	2 DOOR MILK FRIDGE, 850MM D X 1500MM W	1
EQ29	UNDER BENCH COMMERCIAL BIN	1
EQ30	WASH HAND BASIN - CORNER SPEC	1
EQ31	ZIP TAP/ WATER FONT, SPECIFICATION TO BE CONFIRMED BY CLIENT	1
EQ32	BUMP SCREEN & PRINTER	1
EQ36	SINGLE UPRIGHT FRIDGE Dimensions 2000(H) x 680(W) x 815(D)mm	1
EQ37	DOUBLE INLET STAINLESS STEEL BENCH WITH DOUBLE INCORPORATED SINK	1
EQ39	FIRE EXTINGUISHER/ BLANKET	1
EQ65	JANITORIAL CLEANERS SINK/ MOP SINK & WHB TO COMPLY WITH AUSTRALIAN STANDARDS	1
EQ66	SHROUDS WITH RETURN, SOME WITH REMOVABLE SNEEZE GAURDS - TBC BY CLIENT	2
EQ67	700MM DIAMETER MAX BRENNER CHOCOLATE DRUM	1
EQ68	CHEMICAL DISPENSERS OVER CLEANERS SINK	1
EQ69	COMMERCIAL HOT WATER UNIT BY BUILDER	1
EQ70	WALL MOUNTED DATA RACK, SPECIFICATION AND EXACT LOCATION BY CLIENT	1
EQ71	SAFE TO SIT UNDER EDB, SPECIFICATION BY CLIENT	1

NOTE: MAX BRENNER SHOP FITTER TO ENSURE NO CAVITIES WITHIN JOINERY.
ALL EXISTING SITE DIMENSIONS TBC ON SITE BY MAX BRENNER SHOP FITTER
AS SOON AS POSSIBLE. ALL DISCREPANCIES TO BE ADVISED TO DESIGNER
AND PROJECT MANAGER IMMEDIATELY.



1

EQUIPMENT PLAN

1:50

All dimensions must be checked on site before commencement of construction or manufacturing of any item.
Use figured dimensions in preference to scaled dimensions. Drawings are design intent only.
Any discrepancies are to be reported to Anouk & Co Design prior to start of any work on site.

Intellectual property and copyright:

copyright in all the concepts produced by Anouk & Co Design, including documents, drawings, design,
specification, ideas etc. there may be no reproduction or copying of any aspect without the written
permission to Anouk & Co Design.

E	DA DOCUMENTATION	A&C	16.11.22
C	DA DOCUMENTATION	A&C	27.09.22
B	DA DOCUMENTATION	A&C	12.09.22
A	DA DOCUMENTATION	A&C	01.09.22
issue	description	by	date
amendment			

project name and address:
MAX BRENNER
SHOP 11, MANLY WHARF, EAST ESPLANADE, MANLY NSW

drawing title:

EQUIPMENT PLAN

job number:

D9000

scale:

A3@1:50

drawing number:

A103

MAX BRENNER

A&Co.



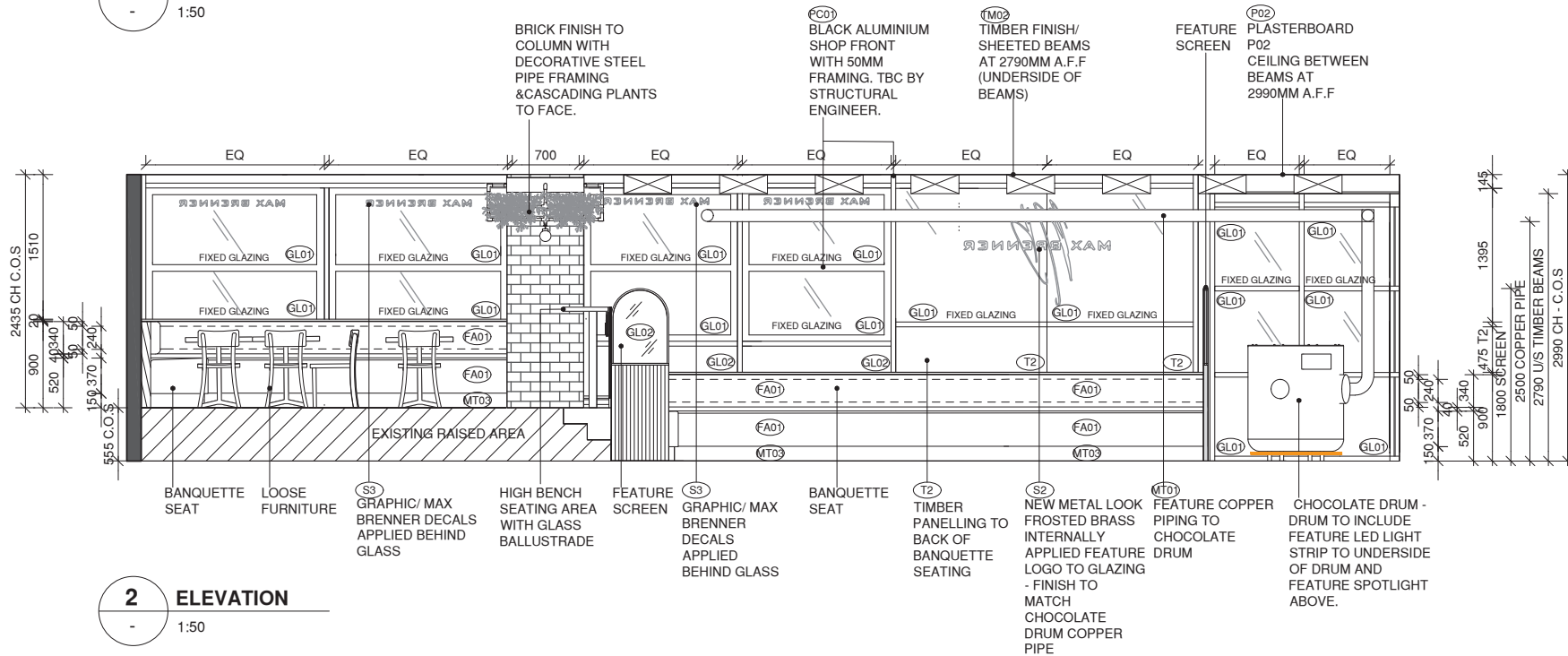

1 ELEVATION
- 1:20



1 IMAGE
- NTS



<div><div>MAX BRENNER</div><div>A&Co.</div></div>	<p>All dimensions must be checked on site before commencement of construction or manufacturing of any item. Use figured dimensions in preference to scaled dimensions. Drawings are design intent only. Any discrepancies are to be reported to Anouk & Co Design prior to start of any work on site.</p> <p>Intellectual property and copyright: copyright in all the concepts produced by Anouk & Co Design, including documents, drawings, design, specification, ideas etc. there may be no reproduction or copying of any aspect without the written permission to Anouk & Co Design.</p>				<p>project name and address: MAX BRENNER SHOP 11, MANLY WHARF, EAST ESPLANADE, MANLY NSW</p> <p>drawing title: SHOPFRONT 02</p>	<p>job number: D9000</p> <p>scale: A3@1:50</p> <p>drawing number: A105</p>	
		D	DA DOCUMENTATION	A&C			10.11.22
		A	DA DOCUMENTATION	A&C			01.09.22
		issue	description	by			date
		amendment					



2 ELEVATION
- 1:50

All dimensions must be checked on site before commencement of construction or manufacturing of any item.
Use figured dimensions in preference to scaled dimensions. Drawings are design intent only.
Any discrepancies are to be reported to Anouk & Co Design prior to start of any work on site.

Intellectual property and copyright:
copyright in all the concepts produced by Anouk & Co Design, including documents, drawings, design, specification, ideas etc. there may be no reproduction or copying of any aspect without the written permission to Anouk & Co Design.

E	DA DOCUMENTATION	A&C	16.11.22
C	DA DOCUMENTATION	A&C	27.09.22
B	DA DOCUMENTATION	A&C	12.09.22
A	DA DOCUMENTATION	A&C	01.09.22
issue	description	by	date
amendment			

project name and address:
MAX BRENNER
SHOP 11, MANLY WHARF, EAST ESPLANADE, MANLY NSW

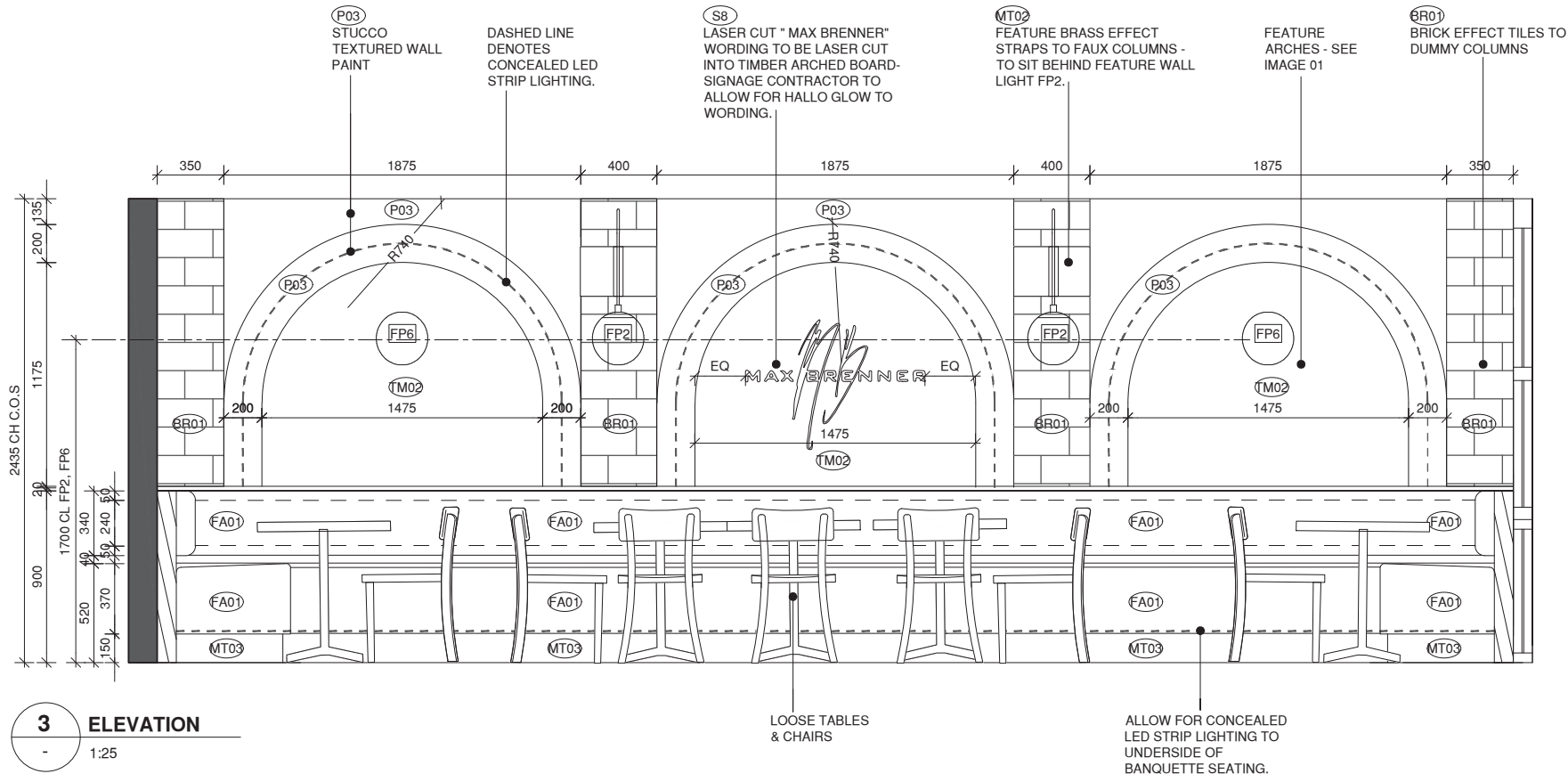
drawing title:

INTERNAL ELEVATIONS 01 & 02

job number:	D9000
scale:	A3@1:50
drawing number:	A106



IMAGE 01
N.T.S



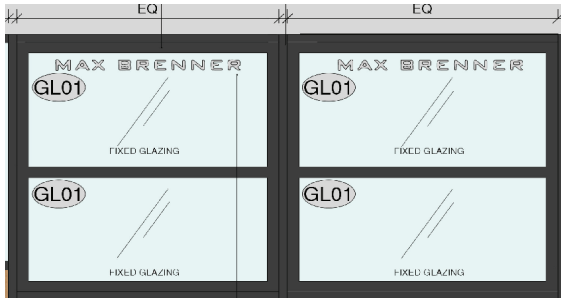


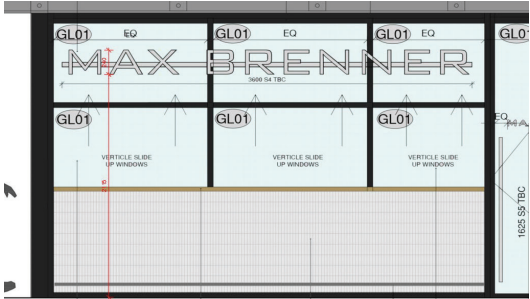
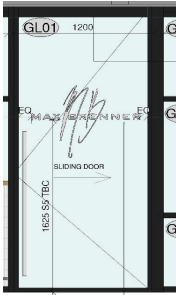

MAX BRENNER

SHOP 11, MANLY WHARF, EAST ESPLANADE, MANLY NSW




Signage Schedule

PROJECT:	MAX BRENNER		
ADDRESS:	SHOP 11, MANLY WHARF, EAST ESPLANADE, MANLY NSW		
DESIGNER:	ANOUK & CO. CONTACT: VENESA BULJUBASIC E: VENESA BULJUBASIC M: 0410 337 686		POINT OF CONTACT
SIGNAGE SCHEDULE			
DATE	REVISION	ISSUE	
10.11.22	2	FOR TENDER	
	APPROVED BY:		
	NOTES:	CHANGES HIGHLIGHTED IN GREY. INSTALL ALL ITEMS AS PER MANUFACTURERS INSTRUCTIONS REFER TO FURNITURE PLAN AND FINISHES DRAWINGS FOR SETOUTS AND LOCATIONS ALL PRICES ARE FOR BUDGET PURPOSES ONLY AND ARE NOT QUOTES TO BE READ IN CONJUNCTION WITH FINISHES SCHEDULE PRICES DO NOT INCLUDE DELIVERY FEES PRICES DO NOT INCLUDE GST PLEASE CHECK ALL LEAD TIMES CONTRACTOR TO CONFIRM QUANTITY FROM PROVIDED DOCUMENTATION. PLEASE REFER TO FURNITURE PLAN FOR QUANTITIES. PRICES DO NOT INCLUDE DELIVERY AND INSTALLATION - COST TO BE CONFIRMED WITH SUPPLIER PRIOR TO ORDERING	
PROJECT:	Max Brenner		
ADDRESS:	SHOP 11, MANLY WHARF, EAST ESPLANADE, MANLY NSW		
DOC NO:	SIGNAGE SCHEDULE		
REVISION: 02			
SIGNAGE SCHEDULE			

SIGNAGE						
S1		<p>EXISTING SUSPENDED SIGN. ALLOW FOR NEW ARTWORK TO SIGN</p> <p>TO REPLACE EXISTING SIGN - DOUBLE SIDED ILLUMINATED</p>	SETOUT TO BE CONFIRMED ON SITE	<p>BY SIGNAGE CONTRACTOR & BUILDER</p>	<p>REFER TO SHOPFRONT ELEVATION</p>	<p>BY NOMINATED BUILDER/ MAX BRENNER</p>
S2		<p>NEW METAL LOOK FROSTED BRASS INTERNALLY APPLIED FEATURE LOGO TO GLAZING - FINISH TO MATCH CHOCOLATE DRUM COPPER PIPE</p> <p>ENSURE ANTI VANDAL VINYL IS USED</p>	SETOUT TO BE CONFIRMED ON SITE	<p>BY SIGNAGE CONTRACTOR & BUILDER</p>	<p>REFER TO SHOPFRONT ELEVATION</p>	<p>BY NOMINATED BUILDER/ MAX BRENNER</p>
S3		<p>GRAPHIC / MAX BRENNER DECALS</p> <p>FROSTED SEMI TRANSPARENT VINYL DECAL TO BE APPLIED TO INSIDE OF GLAZING. ENSURE ANTI VANDAL VINYL IS USED</p>	SETOUT TO BE CONFIRMED ON SITE	<p>BY SIGNAGE CONTRACTOR & BUILDER</p>	<p>REFER TO SHOPFRONT ELEVATION</p>	<p>BY NOMINATED BUILDER/ MAX BRENNER</p>

S4		<p>ALLOW FOR NEW ILLUMINATED CORPORATE SIGNAGE BLADE TO BE SUSPENDED FROM INTERNAL CEILING.</p> <p>APPROX SIZE: T.B.C ON SITE ASAP</p> <p>SIZE: 3600MM LONG APPROX, CONCEAL ALL FIXING</p>	<p>SETOUT TO BE CONFIRMED ON SITE</p>	<p>CORPORATE</p> <p>X1 OFF SIGN</p> <p>REFER TO ATTACHED COLOUR BRANDING GUIDELINES</p>	<p>REFER TO SHOPFRONT AND DETAIL A317 SHOPFRONT SIGNAGE DETAIL</p>	<p>SIGNACTION CONTACT: CHRIS SINCLAIR</p> <p>m + 61 418 273 172</p>
S5	 	<p>FEATURE MAX BRENNER GRAPHIC LOGO DECAL APPLIED BEHIND GLASS POSSIBLY FINISHED IN A METALLIC GOLD TO MATCH CHOCOLATE DRUM COPPER PIPE.</p> <p>LOGO TO BE SEMI TRANSPARENT</p>		<p>BY SIGNAGE CONTRACTOR & BUILDER</p>	<p>REFER TO SHOPFRONT ELEVATION</p>	<p>BY NOMINATED SIGNAGE CONTRACTOR</p>
S6	 <p>POSSIBLE MAX BRENNER LOGO HERE</p>	<p>LASER CUT LOGO IN TO BE PIN FIXED OFF TO NEW STONE UPSTAND, ENSURE NO VISIBLE FIXINGS.</p> <p>FINISH: MT02- AGED BRASS</p> <p>SIZE: T.B.C ALLOW FOR 5 MM</p>	<p>PIN FIXED TO NEW COUNTER UPSTAND AND GIFT PACKING STATION UPSTAND</p>	<p>BY SIGNAGE CONTRACTOR / JOINER</p>	<p>LOCATION: REFER TO DÉCOR PACKAGE+INTERNAL ELEVATIONS</p>	<p>SIGNACTION CONTACT: CHRIS SINCLAIR</p> <p>m + 61 418 273 172</p>

S7		FEATURE MENU BOARD SIZE: 6240MM LONG	SETOUT TO BE CONFIRMED ON SITE	BY SIGNAGE CONTRACTOR & BUILDER	LOCATION: REAR COUNTER WALL	BY NOMINATED SIGNAGE CONTRACTOR + BUILDER
S8		BLACK VINYL APPLIED "CHOCOLATE THIS WAY" WITH ARROW TO BE APPLIED TO NEW COPPER PIPE TO ENTRY CHOCOLATE DRUM PIPE	SETOUT TO BE CONFIRMED ON SITE	BY SIGNAGE CONTRACTOR	LOCATION: CHOCOLATE DRUM PIPE REFER TO SIGNAGE LOCATION PLAN. REFER TO SIGNAGE LOCATION PLAN.	SIGNACTION CONTACT: CHRIS SINCLAIR m + 61 418 273 172
S9		NEW FEATURE WALL GRAPHIC "FLORAL PRINT" WITH "TM02" TIMBER PANELLING BELOW. ALLOW FOR 20MM THICK "MT07" METAL TRIM FROM CAP BETWEEN FINISHES.	SETOUT TO BE CONFIRMED ON SITE	DESIGN INTENT- BY JOINER	REFER TO INTERNAL ELEVATIONS	BY NOMINATED BUILDER/ MAX BRENNER




S10		NEW EXTERNAL GRADE FEATURE PRALINE TIMBER FINISH PANELS TO SHOPFRONT COLUMN TO BE TIMBER LASER CUT IN FEATURE LOOK TIMBER.	SETOUT TO BE CONFIRMED ON SITE	DESIGN INTENT- BY JOINER	REFER TO SHOPFRONT ELEVATIONS	BY NOMINATED BUILDER/ MAX BRENNER
S12		NEW SINGLE SIDED WAY FINDING SIGNS TO BE PIN FIXED TO NEW BAR AREA BULKHEAD- REFER TO DETAIL A319	SETOUT TO BE CONFIRMED ON SITE	X2 OFF SIGN	LOCATION: TO SHOPFRONT- REFER TO DETAIL A314	SIGNACTION CONTACT: CHRIS SINCLAIR m + 61 418 273 172
S14		PIN FIXED LASER CUT LOGO INTERNALLY ILLUMINATED HALO GLOW.	SETOUT TO BE CONFIRMED ON SITE	BY SIGNAGE CONTRACTOR	LOCATION: REFER TO ELEVATIONS	SIGNACTION CONTACT: CHRIS SINCLAIR m + 61 418 273 172




MAX BRENNER




SHOP 11, MANLY WHARF, EAST ESPLANADE, MANLY NSW



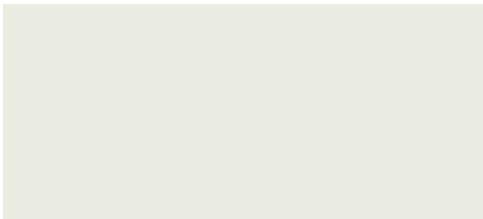
Finishes schedule




PROJECT	MAX BRENNER		
ADDRESS:	SHOP 11, MANLY WHARF, EAST ESPLANADE, MANLY NSW		
DESIGNER:	ANOUK & CO. CONTACT: VENESA BULJUBASIC E: VENESA BULJUBASIC M: 0410 337 686		
FINISHES SCHEDULE			
DATE	REVISION	ISSUE	
31.10.22	1	FOR TENDER	
20.02.23	2	FOR TENDER	
	APPROVED BY:		DATE:
	NOTES:	CHANGES HIGHLIGHTED IN GREY.	
		INSTALL ALL ITEMS AS PER MANUFACTURERS INSTRUCTIONS. SPECIALTY MATERIALS USE SUPPLIERS PREFERRED INSTALLERS	
		REFER TO FURNITURE PLAN AND FINISHES DRAWINGS FOR SETOUTS AND LOCATIONS	
		ALL PRICES ARE FOR BUDGET PURPOSES ONLY AND ARE NOT QUOTES	
		TO BE READ IN CONJUNCTION WITH FURNITURE & FF&E SCHEDULES	
		PRICES DO NOT INCLUDE DELIVERY FEE	
		PRICES DO NOT INCLUDE GST	
		PLEASE CHECK ALL LEAD TIMES	
		WHERE NATURAL STONE HAS BEEN SPECIFIED, GRAIN/PATTERN MAY VARY FROM BATCH TO BATCH.	
		CLIENT TO APPROVE LARGE SCALE SAMPLE PRIOR TO ORDERING	
PROJECT:	Max Brenner		
ADDRESS:	SHOP 11, MANLY WHARF, EAST ESPLANADE, MANLY NSW		
DOC NO:	FINISHES SCHEDULE		
REVISION: 02			
FINISHES SCHEDULE			





CODE	ITEM	DESCRIPTION	LOCATION	SUPPLIER/ CONTACT
FABRICS- Contractor / PM to coordinate with suppliers if required. A&C to be notified asap if products do not meet fire rating / compliance and these will be respecified.				
FA01		<p>VINYL LOOK LEATHER COMMERCIAL GRADE</p> <p>- RANGE: LUSTRELL CHARISMA -COLOUR: EARTH</p>	JOINERY AND UPHOLSTERY	<p>WARWICK FABRICS</p> <p>Sydney</p> <p>55 Bridge Road, Glebe</p> <p>+61 (0) 2 9518 8688</p> <p>https://www.warwick.com.au/products/lustrell-charisma/earth/</p>
FLOOR FINISHES				
F1		<p>Timber look floor tile to main dining area. Client to provide final specifications for coordination.</p> <p>Item: Timber Effect Tile/ Spring Collection</p> <p>Description: Tile Flooring Supplier: K-Wood Item Code: K1223443MA Dimensions: 1200MM X 200MM X 11.5MM</p> <p>Comply with AS standards, BCA codes and current food codes.</p>	New tile flooring, contractor to ensure appropriate gradients are achieved through-out and existing thresholds.	BY CONTRACTOR DANNY MASHALANI
F2		<p>SAFESTP R11 A HIGH SLIP RESISTANT R11 RATED FLOOR ENSURES SLIP RESISTANCE UNDER EVEN THE MOST EXTREME CONDITIONS SPECIFICATIONS R11</p> <p>NOTE: ALLOW FOR HEAT WELDED JOINTS</p> <p>82252 TBC THICKNESS 2MM WEARLAYER THICKNESS 0.7 mm LENGTH WIDTH 25 m x 200 cm NCS S 9000-N LRV 7% NOTE: VINYL TO COVE UP SKIRTING 100 MM H</p>	TO MAIN COUNTER AREA & BOH FLOOR AND COVING	<p>FORBO FLOORING SYSTEMS</p> <p>23 Ormsby Place, Wetherill Park NSW 2164 Locked Bag 6886, Wetherill Park DC, NSW 1851 Australia T: 1800 224 471 F: 1800 662 566 info.au@forbo.com</p>




CODE	ITEM	DESCRIPTION	LOCATION	SUPPLIER/ CONTACT
TILES				
TL01		<p>WHITE GLOSS FINISH SUBWAY TILE-White Tile 75x300mm- BEVELED EDGE PROFILE. SIZE: 75X 300MM Ensure black grout- Epoxy food code compliant- Contractor to ensure epoxy grout is used to any food and beverage areas. 75X300x8mm Satin finish</p>	<p>EPOXY COMMERCIAL GRADE OR EQUIILANT</p> <p>TO WALLS AT MAIN COUNTER AREA</p>	<p>BY CONTRACTOR DANNY MASHALANI</p>
TL02		<p>TIMBER MOSAIC TILES SIZE: TBC - ITEM: SIMPLY GREEN WOOD TILES - Y27 OAK</p>	<p>TO COUNTER FRONT</p>	<p>BY CONTRACTOR DANNY MASHALANI</p>
TL03		<p>WHITE TILE GLOSS MATT TILE SIZE: 300 X 600 Ensure white grout - epoxy food code compliant - Contractor to ensure epoxy grout is used to any food.</p>	<p>KITCHEN WALLS TO BOH AREA - FULL HEIGHT</p>	<p>TERANOVA TILES CONTACT: CHRIS WILLOUGHBY: 02 9958 3344 BRONTE: 02 9386 0063 sales@teranova.com.au</p>


CODE	ITEM	DESCRIPTION	LOCATION	SUPPLIER/ CONTACT
BR01		BRICK EFFECT TILE- SIZE: TBC	COMMERCIAL GRADE OR EQUIVALENT NOTE: THROUGHOUT WALLS TO DINING AREA SUCH AS COLUMNS, ARCHES SURROUNDS AND GENERAL WALLS - REFER TO DOCUMENTATION. SPECIFIC AREAS OF BRICKS WILL BE LAID VERTICALLY AS A FEATURE.	BY CONTRACTOR/ MAX BRENNER
METAL FINISH				
MT01		AGED COPPER METAL NOTE: ENSURE METAL IS SEALED WITH FOOD SAFE/ FOOD COMPLIANT CLEAR MATT SEALANT	TO WHERE INDICATED	BY CONTRACTOR DANNY MASHALANI
MT02		AGED BRASS METAL NOTE: ENSURE METAL IS SEALED WITH FOOD SAFE/ FOOD COMPLIANT CLEAR MATT SEALANT	TO WHERE INDICATED	BY CONTRACTOR DANNY MASHALANI

CODE	ITEM	DESCRIPTION	LOCATION	SUPPLIER/ CONTACT
MT03		BLACK ELECTRO PLATING- SKIRTING OR EQUIVILANT BLACK 100MM	SKIRTING THROUGHOUT- COMMERCIAL GRAE	BY CONTRACTOR
PAINTS				
P01		WALL FINISH WHITE PAINT LOW FINISH LOW SHEEN WASH AND WEAR TO COMPLY WITH LOCAL FOOD CODE, BCA AND AS STANDARDS COLOUR: DULUX WHISPER WHITE	TO WALLS AND SURROUNDS WHERE INDICATED, REFER TO DOCUMENTATION.	DULUX AUSTRALIA TEL: 13 25 25
P02		CEILING FINISH WHITE PAINT FINISH LOW SHEEN WASH AND WEAR TO COMPLY WITH LOCAL FOOD CODE, BCA AND AS STANDARDS - COLOUR: DULUX WHISPER WHITE (BASE COLOUR TO MATCH P01)	LOCATIONS- TO PLASTERBOARD CEILINGS. REFER TO DOCUMENTATION.	DULUX AUSTRALIA TEL: 13 25 25

CODE	ITEM	DESCRIPTION	LOCATION	SUPPLIER/ CONTACT
P03	  	<p>STUCCO TEXTURED WALL PAINT</p> <p>(BASE COLOUR TO MATCH P01)</p>	<p>TO FEATURE ARCHES AND GENERAL WALLS AS INDICATED, REFER TO DOCUMENTATION.</p> <p>BISHOPS MASTERS FINISHES</p> <p>TEXTURE: COPPLIN</p> <p>COLOUR TO MATCH 'P01' 'P02'</p>	<p>BY CONTRACTOR OR ALTERNATIVE SUPPLIER</p> <p>SUPPLIER: BISHOP MASTER FINISHES</p> <p>Mobile: 0418 385 399</p> <p>Showroom: +613 9525 1225</p> <p>eddie@bishopmasterfinishes.com.au</p>

CODE	ITEM	DESCRIPTION	LOCATION	SUPPLIER/ CONTACT
POWDERCOAT				
PC01		<p>BLACK POWDER COAT FINISH TO WHERE INDICATEDBlack Powdercoat</p> <p>Black (C/B Night Sky) in Satin</p>	<p>TO JOINERY OR WHERE INDICATED</p> <p>- FOOT RAIL TO BAR - JOINERY - REFER TO DRAWINGS</p>	<p>Dulux Powder- Australia</p> <p>Tel: 13 24 99</p>
LAMINATE				
L01		<p>BLACK LAMINATE TO WHERE INDICATED</p> <p>TO COMPLY WITH FOOD CODE AND AS STANDARDS</p> <p>ENSURE ALL LAMINATE IS HIGH PRESSURE LAMINATE/ WATER RESISTANT TO BE ABLE TO USE THROUGHOUT AND IN KITCHEN AREA. MATCHING ABS EDGING REQUIRED FOR ALTERNATIVE TABLES FOR CONTRAST.</p>	TO WHERE INDICATED	BY CONTRACTOR
GLASS				
GL01		<p>EXTERNAL GRADE CLEAR</p> <p>TEMPERED GLAZING (SAFTEY)</p> <p>TO COMPLY WITH A.S STANDARDS</p> <p>GLASS TO HAVE ACOUSTIC PROPERTIES - NOMINATED ACOUSTIC CONSULTANT TO ADVISE BUILDER AND PM ON FINAL SPECIFICATIONS.</p>	TO 2NOS NEW GLAZED PANELS - REFER TO DOCUMENTATION.	<p>BY CONTRACTOR</p> <p>TO COMPLY WITH BCA REQUIREMENTS</p>
GL02		<p>FLUTED GLASS VINYL</p> <p>CODE: FLUTED</p> <p>FINISH: OPTICALLY CLEAR FOC-FLT-MIST</p> <p>COLOUR: MIST</p>	TO SHOPFRONT GLAZING AT BASE PANELS & SCREENS. REFER TO DOCUMENTATION.	<p>BLEUX</p> <p>https://bleux.com.au/</p> <p>CONTACT: SKYE MOLYNEUX</p>

CODE	ITEM	DESCRIPTION	LOCATION	SUPPLIER/ CONTACT
TIMBER				
TM01		<p>SOLID BLACKBUTT TIMBER</p> <p>FINISH: BLACK BUTT TIMBER</p> <p>ALLOW FOR MATT SEALANT - COMMERCIAL GRADE. ENSURE SEALANT HAS NO YELLOWING</p>	TO TABLES AND HIGH BENCH TOPS. REFER TO DOCUMENTATION.	BY CONTRACTOR/ BUILDER
TM02		<p>TIMBER VENEER TO MATCH TM01</p> <p>FINISH: BLACK BUTT TIMBER</p> <p>ALLOW FOR MATT SEALANT - COMMERCIAL GRADE. ENSURE SEALANT HAS NO YELLOWING</p>	TO BEAMS (CLADDED OUT) AND CEILING AS TO WHERE INDICATED. REFER TO DOCUMENTATION.	BY CONTRACTOR/ BUILDER
TM03		<p>TIMBER EFFECT LAMINATE TO BACK OF COUNTER UNITS</p> <p>SUPPLIER: LAMINEX CODE: SUBLIME TEAK 288 NATURAL FINISH</p> <p>CONTRACTOR TO ENSURE LAMINATE MATCHES TM01 & TM02</p> <p>ALLOW FOR MATT SEALANT - COMMERCIAL GRADE. ENSURE SEALANT HAS NO YELLOWING</p>	TO KITCHEN CABINetry AT MAIN COUNTER AREA. REFER TO DOCUMENTATION.	<p>LAMINEX</p> <p>https://www.laminex.com.au/products/sublime-teak/Natural/p/AU1001756?_br_psugg_q=sublime+teak?auto=true</p> <p>02 8863 3980 www.laminex.com.au</p> <p>OR</p> <p>ABET LAMINATI FINISH: 1709- SEI- DUE</p>

CODE	ITEM	DESCRIPTION	LOCATION	SUPPLIER/ CONTACT
STONE				
ST01		CAESAR STONE FINISH CODE: 5100 VANILLA NOIR	TO COUNTER TOPS AND SHROUDS. REFER TO DOCUMENTATION.	CAESAR STONE JASON BOCKETTE MOB: 0438 483 496 JASON.BOCKETTE@CAESARSTONE.COM.AU https://www.caesarstone.com.au/colour/5100-vanilla-noir