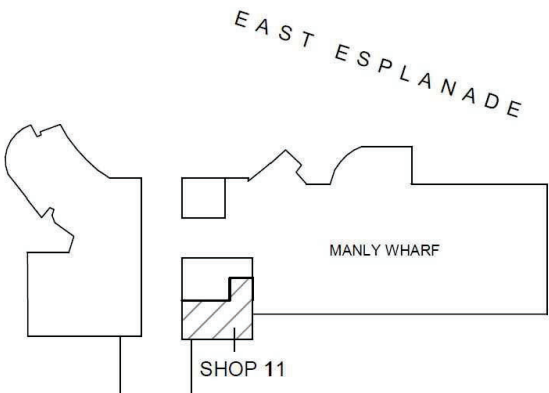


1 LOCATION PLAN  
- N.T.S

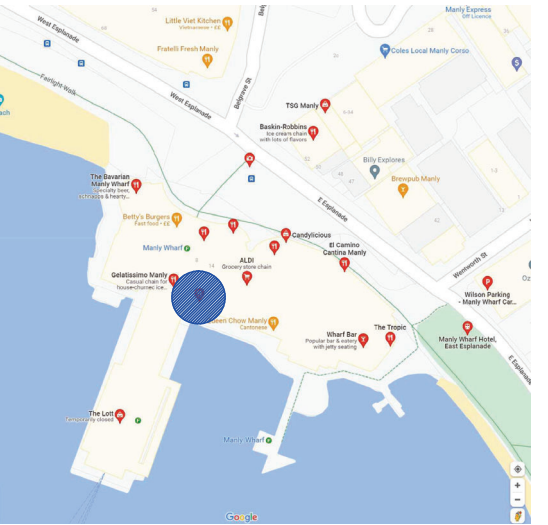
MAX BRENNER  
SHOP 11 MANLY WHARF, EAST  
ESPLANADE, MANLY NSW



2 LEASE PLAN 01  
- N.T.S



3 LEASE PLAN 02  
- N.T.S



4 LOCATION MAP  
- N.T.S

MAX BRENNER A&Co.

All dimensions must be checked on site before commencement of construction or manufacturing of any item.  
Use figured dimensions in preference to scaled dimensions. Drawings are design intent only.  
Any discrepancies are to be reported to Anouk & Co Design prior to start of any work on site.  
Intellectual property and copyright:  
copyright in all the concepts produced by Anouk & Co Design, including documents, drawings, design, specification, ideas etc. there may be no reproduction or copying of any aspect without the written permission to Anouk & Co Design.

|       |                  |     |          |
|-------|------------------|-----|----------|
|       |                  |     |          |
| A     | DA DOCUMENTATION | A&C | 01.09.21 |
| issue | description      | by  | date     |
|       | amendment        |     |          |

|  |                                |
|--|--------------------------------|
| project name and address:<br><b>MAX BRENNER</b><br>SHOP 11, MANLY WHARF, EAST ESPLANADE, MANLY NSW | job number:<br><b>D9000</b>    |
| drawing title:<br><b>LEASE AND LOCATION PLAN</b>   | scale:<br><b>A3@NTS</b>        |
|  | drawing number:<br><b>A002</b> |

A&Co.



MAX BRENNER SEATING  
COUNT / M2

INTERNAL DINING AREA # 57

EXTERNAL DINING AREA # 8

TOTAL SEATING: # 65

NOTE:

- DEVELOPMENT TO COMPLY WITH AUSTRALIAN AND NEW ZEALAND FOOD STANDARD CODE AND AS AS 4674-2004 DESIGN CONSTRUCTION AND FITOUT OF FOOD PREMISES
- MAX BRENNER PRIVATE CERTIFIER TO REVIEW AND SIGN OFF ON PLANS AND GENERAL COMPLIANCE TO ENSURE IT ALIGNS WITH LOCAL FOOD CODE & AS STANDARDS

WALL LEGEND:-

- EXISTING BASE BUILDING WALLS
- ALL NEW WALLS TO AUSTRALIAN STANDARDS & LOCAL AUTHORITIES HEALTH / FOOD CODE STANDARDS.
- NEW SHOPFRONT GLAZING TO COMPLY WITH AUSTRALIAN STANDARDS & LOCAL AUTHORITIES HEALTH / FOOD CODE STANDARDS.

NOTE:

ALL EXISTING SITE DIMENSIONS TO BE CONFIRMED ON SITE BY NOMINATED SHOPFITTER AS SOON AS POSSIBLE. ALL DISCREPANCIES TO BE ADVISED TO DESIGNER AND PROJECT MANAGER IMMEDIATELY.

FINISHES LEGEND

- NEW COMMERCIAL EPOXY FLOORING & MATCHING COVING
- NEW TIMBER EFFECT FLOORING TILE.
- NOTE: PROPOSED FLOOR FINISHES TO SUIT EXISTING SSL & FFL.
- NEW STONE BENCH TOPS & INTERNAL SHROUD FINISH @900MM AFFL
- NEW STAINLESS STEEL FINISH TO BENCH TOPS SETDOWN 900 MM FFL

MAX BRENNER A&Co.



IMAGE 01

GENERAL NOTES:

1. CEILING TO BE REPAIRED AND MADE NEW
2. BEAMS TO BE REPAIRED AND MADE NEW
3. EXISTING FIRE SERVICES TO BE REPAIRED AND MADE GOOD
4. ALL GLAZING WINDOWS TO BE REPLACED
5. EXISTING DOOR TO BE AUTOMATIC
6. COFFEE/FOOT TRAFFIC LAYOUTS TO HAVE GRAPHIC TO BE SHOWN
7. CHOCOLATE DISPENSER TO BE SHOWN OVER CLEANERS SINK
8. CHOCOLATE DRUM TO BE ILLUMINATED BENEATH & ABOVE

THIS PLAN IS TO BE READ IN CONJUNCTION WITH THE CONDITIONS OF DEVELOPMENT CONSENT

DA2023/0195

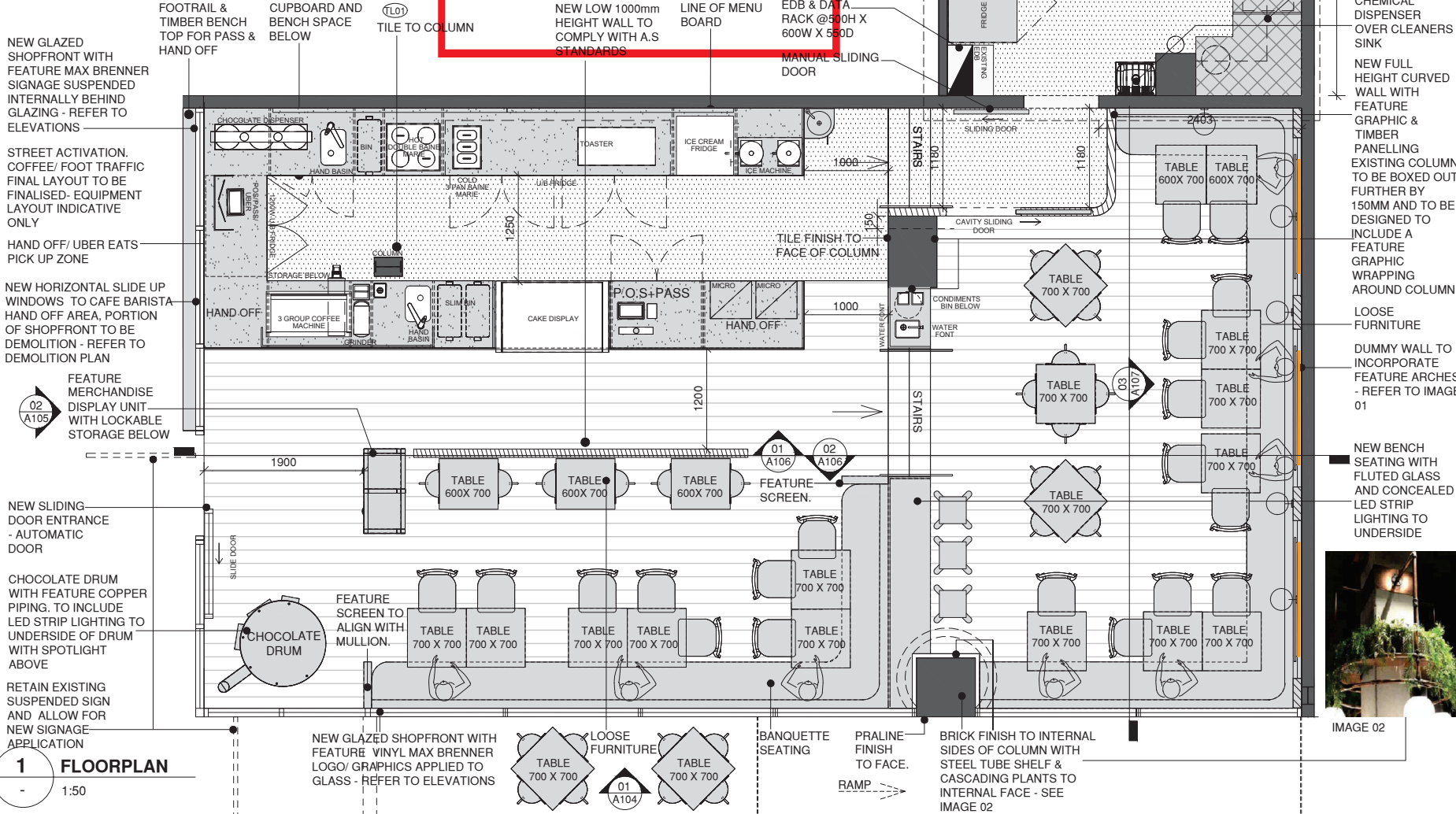


IMAGE 02

All dimensions must be checked on site before commencement of construction or manufacturing of any item. Use figured dimensions in preference to scaled dimensions. Drawings are design intent only. Any discrepancies are to be reported to Anouk & Co Design prior to start of any work on site.

Intellectual property and copyright:

copyright in all the concepts produced by Anouk & Co Design, including documents, drawings, design, specification, ideas etc. there may be no reproduction or copying of any aspect without the written permission to Anouk & Co Design.

|           |                  |     |          |
|-----------|------------------|-----|----------|
| E         | DA DOCUMENTATION | A&C | 16.11.22 |
| C         | DA DOCUMENTATION | A&C | 27.09.22 |
| B         | DA DOCUMENTATION | A&C | 12.09.22 |
| A         | DA DOCUMENTATION | A&C | 01.09.22 |
| issue     | description      | by  | date     |
| amendment |                  |     |          |

|  |  |                 |
|--|--|-----------------|
| project name and address:                                      |  | job number:     |
| MAX BRENNER<br>SHOP 11, MANLY WHARF, EAST ESPLANADE, MANLY NSW |  | D9000           |
| drawing title:   |  | scale:          |
| PROPOSED FLOOR PLAN  |  | A3@1:50         |
|  |  | drawing number: |
|  |  | A101            |

GENERAL NOTE:

KITCHEN/ EQUIPMENT CONSULTANT/  
STAINLESS STEEL CONTRACTOR TO PROVIDE  
FINAL LAYOUT TBC - NOTE ALL HAND BASINS  
TO BE POSITIONED 5 METERS AWAY FROM  
ANY FOOD HANDLING. ALL SPECS TO  
COMPLY WITH A.S STANDARDS, BCA  
REQUIREMENTS AND LOCAL FOOD CODES.

GENERAL NOTE:

ALL EQUIPMENT TO BE  
FREESTANDING ON BENCHES.  
CONTRACTOR TO CONFIRM IF  
RAISED FLOOR OR ALTERNATIVE  
PROVISIONS ARE REQUIRED -  
PLINTH TO CHASE AND RUN  
SERVICES THROUGHOUT.

SKIRTING AND COVING TO COMPLY  
WITH A.S STANDARDS.

NOTE

1. ALLOW FOR PROVISIONS FOR DATA /  
POWER
2. ALL EQUIPMENT / SPECS SHOWN  
INDICATIVELY. FINAL  
SPECS TO BE REVIEWED & APPROVED BY  
CLIENT.
3. ALLOW DIMENSIONS TO SUIT EQUIPMENT.
4. CONTRACTOR TO LIAISE WITH CLIENT  
REGARDING FINAL BENCH HEIGHT.
5. WATERPROOFING TO WET AREAS TO  
SATISFY AS 3470.
6. CONFIRM WITH CLIENT FOR ANY  
ADDITIONAL GPO'S.
7. SHOPFITTER TO ENSURE THAT AMPERAGE  
TO ALL GPO'S IS ADEQUATE FOR EQUIPMENT  
& TO FOLLOW MANUFACTURERS  
INSTRUCTIONS FOR ALL EQUIPMENT  
INSTALLATION.
8. SHOPFITTER TO CONFIRM  
ELEC+TEL+DATA POINTS WITH CLIENT  
BEFORE INSTALLATION.
9. VERMIN PROOFING TO SATISFY  
AUSTRALIAN STANDARDS.

NOTE:  
DEVELOPMENT TO COMPLY WITH  
CURRENT AUSTRALIAN FOOD  
STANDARDS CODE AND AS  
4674-2004 DESIGN CONSTRUCTION  
AND FITOUT OF FOOD PREMISES.

NOTE:  
CERTIFIERS TO REVIEW AND SIGN  
OFF ON PLANS AND GENERAL  
COMPLIANCE  
TO ENSURE IT ALIGNS WITH LOCAL  
FOOD CODE & AS STANDARDS

NOTE:

ALL EXISTING SITE DIMENSIONS TO BE  
CONFIRMED ON SITE BY SHOPFITTER AS  
SOON AS POSSIBLE. ALL DISCREPANCIES TO  
BE ADVISED TO DESIGNER AND PROJECT  
MANAGER IMMEDIATELY.

NOTE: THIS IS A COMPLETE EQUIPMENT LIST. SHOPFITTER TO ENSURE THEY REFER TO THE PLAN LAYOUT TO DETERMINE THE EXACT EQUIPMENT SELECTION  
NOTE: ENSURE ALL DETAILS COMPLY WITH THE B.C.A, FOOD CODE AND RELEVANT AUTHORITIES

| EQUIPMENT SCHEDULE |  |          |
|--------------------|--|----------|
| ITEM               | DESCRIPTION  | QUANTITY |
| EQ01               | HANDBASIN, SIZE TBC.   | 2        |
| EQ01A              | LEVER LEG MECHANISM & SENSOR TAP   | 2        |
| EQ02               | COFFEE GRINDER   | 1        |
| EQ03               | CUP DISPENSER UNDER BENCH  | 1        |
| EQ04               | 3 GROUP COFFEE MACHINE   | 1        |
| EQ05               | DELETED  | N/A      |
| EQ06               | REGISTER, DOCKET PRINTER & EFTPOS  | 2        |
| EQ07               | MICROWAVE OVEN, SHOPFITTER TO ALLOW FOR 500mmW X 300mmH<br>OPENING                           | 2        |
| EQ08               | 1200 MM WIDE AMBIENT & REFRIDGERATED CAKE DISPLAY  | 1        |
| EQ09               | SLIM-LINE UNDER COUNTER BIN  | 5        |
| EQ10               | DELETED  | N/A      |
| EQ11               | ICE CREAM FRIDGE 680MM W - ALLOW 760MM OPENING OVERALL                                       | 1        |
| EQ12               | ICE MACHINE, UNDER BENCH ICE MACHINE ON CASTOR   | 1        |
| EQ13               | JUG RINSER   | 1        |
| EQ14               | BLENDER  | 2        |
| EQ15               | KNOCK BOX RECESSED INTO BENCH TOP  | 1        |
| EQ16               | 4 DOOR REMOTE UNDERBENCH FRIDGE, 2785mmW X 680mmD X 725mmH.<br>WITH CUTOFF FOR GANASH.       | 1        |
| EQ17               | COLD 3 PAN BAIN MARIE, CONFIRM SIZE WITH CLIENT  | 1        |
| EQ18               | CHOCOLATE DISPENSER/ PIPING  | 1        |
| EQ19               | WALL SHELVING FOR DRY STORAGE  | 2        |
| EQ20               | HOT DOUBLE BAIN MARIE: 555mmW X 350mmD X 305mmH. SET INTO BENCH.<br>CONFIRM SIZE WITH CLIENT | 1        |
| EQ21               | UNDER BENCH DISH RACK  | 1        |
| EQ22               | PASS THROUGH DISHWASHER.   | 1        |
| EQ23               | TOASTER  | 1        |
| EQ24               | CONDIMENTS & GENERAL CATERING SUPPLIES   | 2        |
| EQ25               | 10.5 INCH IPAD PRO X2 - DIMS TBC   | 1        |
| EQ26               | 1200MM WIDE CHEST FREEZER, NOTE: ALLOW FOR 50-70mm SPACING TO RIGHT                          | 2        |
| EQ27               | 2 DOOR REMOTE UNDERBENCH FRIDGE, 1200mmW X 680mmD X 725mmH.                                  | 1        |
| EQ28               | 2 DOOR MILK FRIDGE, 850MM D X 1500MM W   | 1        |
| EQ29               | UNDER BENCH COMMERCIAL BIN   | 1        |
| EQ30               | WASH HAND BASIN - CORNER SPEC  | 1        |
| EQ31               | ZIP TAP/ WATER FONT, SPECIFICATION TO BE CONFIRMED BY CLIENT                                 | 1        |
| EQ32               | BUMP SCREEN & PRINTER  | 1        |
| EQ36               | SINGLE UPRIGHT FRIDGE Dimensions 2000(H) x 680(W) x 815(D)mm                                 | 1        |
| EQ37               | DOUBLE INLET STAINLESS STEEL BENCH WITH DOUBLE INCORPORATED SINK                             | 1        |
| EQ39               | FIRE EXTINGUISHER/ BLANKET   | 1        |
| EQ65               | JANITORIAL CLEANERS SINK/ MOP SINK & WHB TO COMPLY WITH AUSTRALIAN STANDARDS                 | 1        |
| EQ66               | SHROUDS WITH RETURN, SOME WITH REMOVABLE SNEEZE GAURDS - TBC BY CLIENT                       | 2        |
| EQ67               | 700MM DIAMETER MAX BRENNER CHOCOLATE DRUM  | 1        |
| EQ68               | CHEMICAL DISPENSERS OVER CLEANERS SINK   | 1        |
| EQ69               | COMMERCIAL HOT WATER UNIT BY BUILDER   | 1        |
| EQ70               | WALL MOUNTED DATA RACK, SPECIFICATION AND EXACT LOCATION BY CLIENT                           | 1        |
| EQ71               | SAFE TO SIT UNDER EDB, SPECIFICATION BY CLIENT   | 1        |

NOTE: MAX BRENNER SHOP FITTER TO ENSURE NO CAVITIES WITHIN JOINERY.  
ALL EXISTING SITE DIMENSIONS TBC ON SITE BY MAX BRENNER SHOP FITTER  
AS SOON AS POSSIBLE. ALL DISCREPANCIES TO BE ADVISED TO DESIGNER  
AND PROJECT MANAGER IMMEDIATELY.

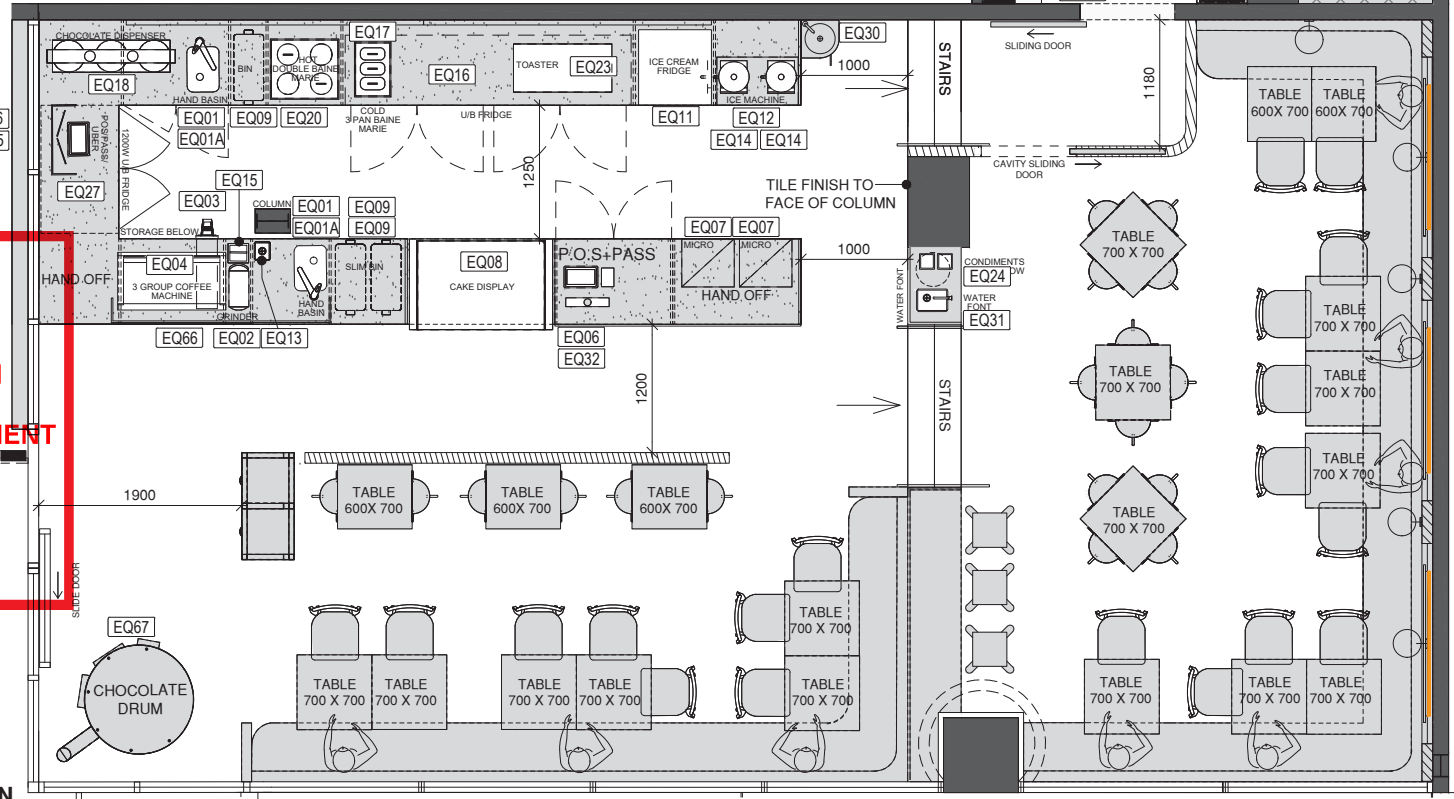
THIS PLAN IS TO BE READ IN  
CONJUNCTION WITH  
THE CONDITIONS OF DEVELOPMENT  
CONSENT

DA2023/0195

1

EQUIPMENT PLAN

1:50



MAX BRENNER

A&Co.

All dimensions must be checked on site before commencement of construction or manufacturing of any item.  
Use figured dimensions in preference to scaled dimensions. Drawings are design intent only.  
Any discrepancies are to be reported to Anouk & Co Design prior to start of any work on site.

Intellectual property and copyright:

copyright in all the concepts produced by Anouk & Co Design, including documents, drawings, design,  
specification, ideas etc. there may be no reproduction or copying of any aspect without the written  
permission to Anouk & Co Design.

|           |                  |     |          |
|-----------|------------------|-----|----------|
| E         | DA DOCUMENTATION | A&C | 16.11.22 |
| C         | DA DOCUMENTATION | A&C | 27.09.22 |
| B         | DA DOCUMENTATION | A&C | 12.09.22 |
| A         | DA DOCUMENTATION | A&C | 01.09.22 |
| issue     | description      | by  | date     |
| amendment |                  |     |          |

project name and address:  
**MAX BRENNER**  
SHOP 11, MANLY WHARF, EAST ESPLANADE, MANLY NSW

drawing title:  
**EQUIPMENT PLAN**

job number:  
**D9000**

scale:  
**A3@1:50**

drawing number:

**A103**





1 ELEVATION  
- 1:20



1 IMAGE  
- NTS

 northern beaches council

**THIS PLAN IS TO BE READ IN CONJUNCTION WITH THE CONDITIONS OF DEVELOPMENT CONSENT**

**DA2023/0195**

| issue     | description      | by  | date     |
|-----------|------------------|-----|----------|
| D         | DA DOCUMENTATION | A&C | 10.11.22 |
| A         | DA DOCUMENTATION | A&C | 01.09.22 |
| amendment |                  |     |          |

|  |  |                                |
|--|--|--------------------------------|
| project name and address:<br><b>MAX BRENNER</b><br>SHOP 11, MANLY WHARF, EAST ESPLANADE, MANLY NSW |  | job number:<br><b>D9000</b>    |
| drawing title:<br><b>SHOPFRONT 01</b>  |  | scale:<br><b>A3@1:50</b>       |
|  |  | drawing number:<br><b>A104</b> |




|   |  |                  |  |     |          |  |  |  |   |   |
|---|--|------------------|--|-----|----------|--|--|--|---|---|
| <div><div>MAX BRENNER</div><div>A&amp;Co.</div></div> | All dimensions must be checked on site before commencement of construction or manufacturing of any item.<br>Use figured dimensions in preference to scaled dimensions. Drawings are design intent only.<br>Any discrepancies are to be reported to Anouk & Co Design prior to start of any work on site. |                  |  |     |          |  |  |  | project name and address:<br><b>MAX BRENNER</b><br>SHOP 11, MANLY WHARF, EAST ESPLANADE, MANLY NSW<br><br>drawing title:<br><b>SHOPFRONT 02</b> | job number:<br><b>D9000</b><br><br>scale:<br><b>A3@1:50</b><br><br>drawing number:<br><b>A105</b> |
|   | D  | DA DOCUMENTATION |  | A&C | 10.11.22 |  |  |  |   |   |
|   | A  | DA DOCUMENTATION |  | A&C | 01.09.22 |  |  |  |   |   |
|   | issue  | description      |  | by  | date     |  |  |  |   |   |
|   | amendment  |                  |  |     |          |  |  |  |   |   |
|   |  |                  |  |     |          |  |  |  |   |   |



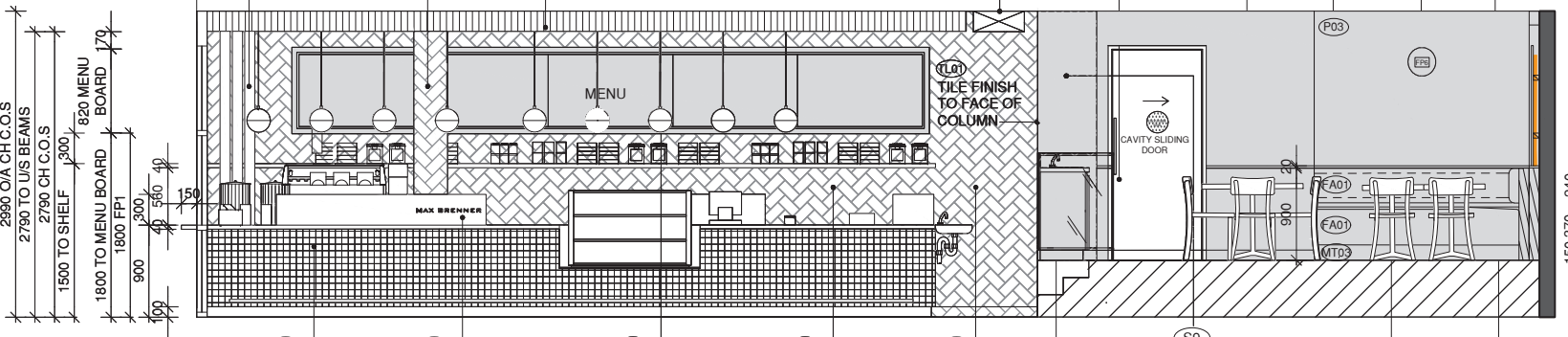
**THIS PLAN IS TO BE READ IN  
CONJUNCTION WITH  
THE CONDITIONS OF DEVELOPMENT  
CONSENT**

**DA2023/0195**



**IMAGE 01**

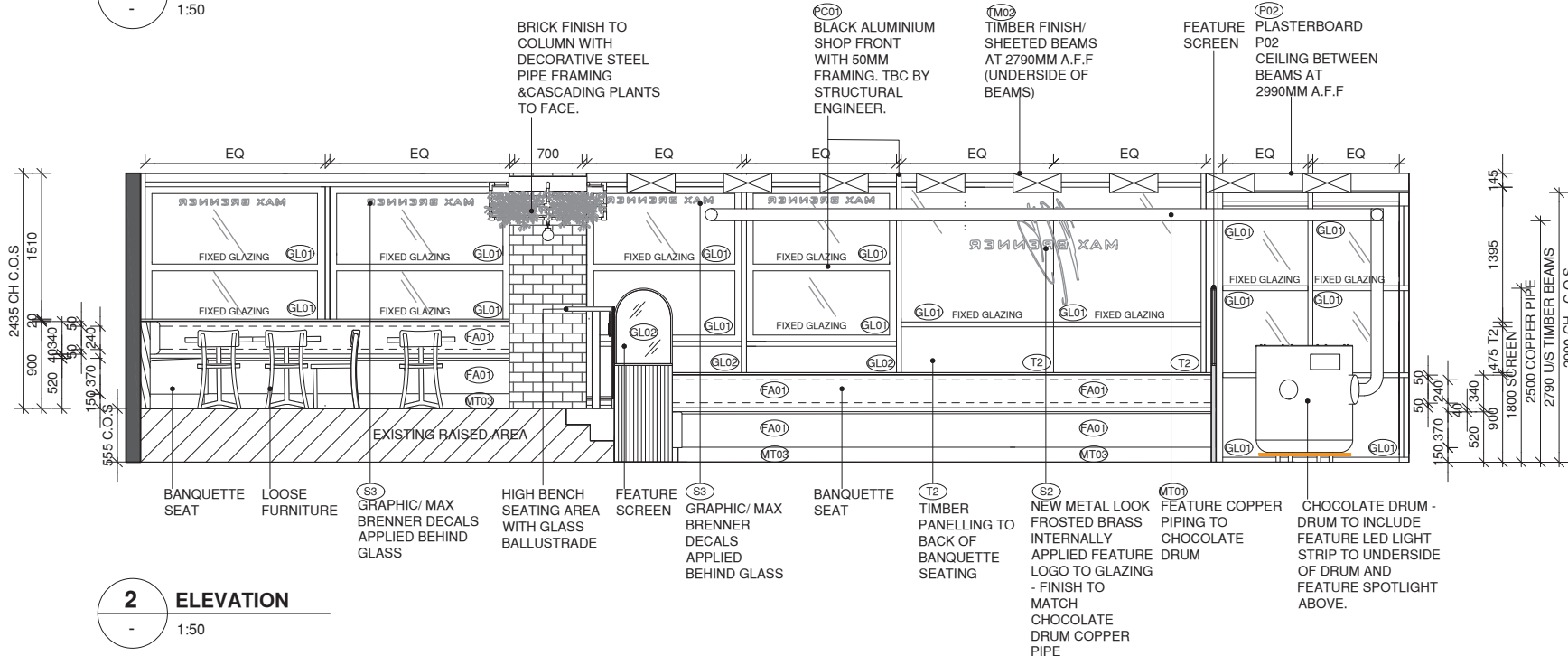
N.T.S



**1**

**ELEVATION**

1:50



**2**

**ELEVATION**

1:50

**MAX BRENNER**

**A&Co.**

All dimensions must be checked on site before commencement of construction or manufacturing of any item.  
Use figured dimensions in preference to scaled dimensions. Drawings are design intent only.  
Any discrepancies are to be reported to Anouk & Co Design prior to start of any work on site.  
Intellectual property and copyright:  
copyright in all the concepts produced by Anouk & Co Design, including documents, drawings, design, specification, ideas etc. there may be no reproduction or copying of any aspect without the written permission to Anouk & Co Design.

|           |                  |     |          |
|-----------|------------------|-----|----------|
| E         | DA DOCUMENTATION | A&C | 16.11.22 |
| B         | DA DOCUMENTATION | A&C | 27.09.22 |
| C         | DA DOCUMENTATION | A&C | 12.09.22 |
| A         | DA DOCUMENTATION | A&C | 01.09.22 |
| issue     | description      | by  | date     |
| amendment |                  |     |          |

project name and address:  
**MAX BRENNER**  
SHOP 11, MANLY WHARF, EAST ESPLANADE, MANLY NSW

drawing title:  
**INTERNAL ELEVATIONS 01 & 02**

job number:  
**D9000**

scale:  
**A3@1:50**

drawing number:

**A106**



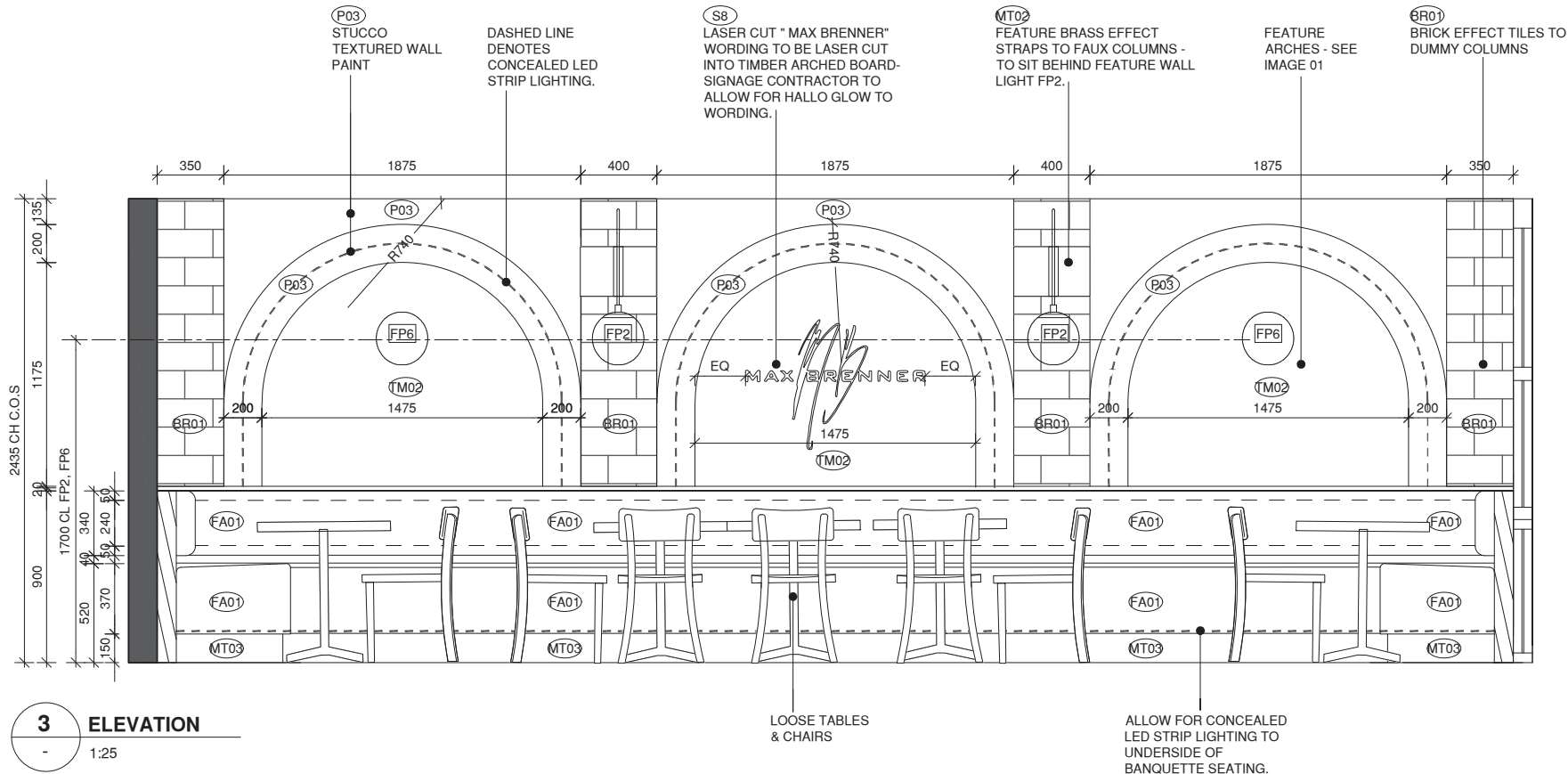
northern  
beaches  
council

**THIS PLAN IS TO BE READ IN  
CONJUNCTION WITH  
THE CONDITIONS OF DEVELOPMENT  
CONSENT**

**DA2023/0195**



**IMAGE 01**  
N.T.S.



**MAX BRENNER** *A&Co.*



All dimensions must be checked on site before commencement of construction or manufacturing of any item. Use figured dimensions in preference to scaled dimensions. Drawings are design intent only. Any discrepancies are to be reported to Anouk & Co Design prior to start of any work on site.

Intellectual property and copyright:  
copyright in all the concepts produced by Anouk & Co Design, including documents, drawings, design, specification, ideas etc. there may be no reproduction or copying of any aspect without the written permission to Anouk & Co Design.

| issue     | description      | by  | date     |
|-----------|------------------|-----|----------|
| A         | DA DOCUMENTATION | A&C | 01.09.22 |
| amendment |                  |     |          |

|   |                 |
|---|-----------------|
| project name and address:   | job number:     |
| <b>MAX BRENNER</b><br>SHOP 11, MANLY WHARF, EAST ESPLANADE, MANLY NSW | <b>D9000</b>    |
| scale:  | <b>A3@1:25</b>  |
| drawing title:  | drawing number: |
| <b>INTERNAL ELEVATION 03</b>  | <b>A107</b>     |



| SIGNAGE |  |   |  |  |                                     |  |
|---------|--|---|--|--|-------------------------------------|--|
| S1      |   | <p>EXISTING SUSPENDED SIGN. ALLOW FOR NEW ARTWORK TO SIGN</p> <p>TO REPLACE EXISTING SIGN - DOUBLE SIDED ILLUMINATED</p>  | <a href="#">SETOUT TO BE CONFIRMED ON SITE</a> | <p>BY SIGNAGE CONTRACTOR &amp; BUILDER</p> | <p>REFER TO SHOPFRONT ELEVATION</p> | <p>BY NOMINATED BUILDER/ MAX BRENNER</p> |
| S2      |   | <p>NEW METAL LOOK FROSTED BRASS INTERNALLY APPLIED FEATURE LOGO TO GLAZING - FINISH TO MATCH CHOCOLATE DRUM COPPER PIPE</p> <p>ENSURE ANTI VANDAL VINYL IS USED</p> | <a href="#">SETOUT TO BE CONFIRMED ON SITE</a> | <p>BY SIGNAGE CONTRACTOR &amp; BUILDER</p> | <p>REFER TO SHOPFRONT ELEVATION</p> | <p>BY NOMINATED BUILDER/ MAX BRENNER</p> |
| S3      |  | <p>GRAPHIC / MAX BRENNER DECALS</p> <p>FROSTED SEMI TRANSPARENT VINYL DECAL TO BE APPLIED TO INSIDE OF GLAZING. ENSURE ANTI VANDAL VINYL IS USED</p>                | <a href="#">SETOUT TO BE CONFIRMED ON SITE</a> | <p>BY SIGNAGE CONTRACTOR &amp; BUILDER</p> | <p>REFER TO SHOPFRONT ELEVATION</p> | <p>BY NOMINATED BUILDER/ MAX BRENNER</p> |



northern  
beaches  
council

**THIS PLAN IS TO BE READ IN  
CONJUNCTION WITH  
THE CONDITIONS OF DEVELOPMENT  
CONSENT**

**DA2023/0195**

|    |  |  |  |  |  |   |
|----|--|--|--|--|--|---|
| S4 |   | <p>ALLOW FOR NEW ILLUMINATED CORPORATE SIGNAGE BLADE TO BE SUSPENDED FROM INTERNAL CEILING.</p> <p>APPROX SIZE: T.B.C ON SITE ASAP</p> <p>SIZE: 3600MM LONG APPROX, CONCEAL ALL FIXING</p> | <p><a href="#">SETOUT TO BE CONFIRMED ON SITE</a></p>                                    | <p><b>CORPORATE</b></p> <p><b>X1 OFF SIGN</b></p> <p><b>REFER TO ATTACHED COLOUR BRANDING GUIDELINES</b></p> | <p>REFER TO SHOPFRONT AND DETAIL A317 SHOPFRONT SIGNAGE DETAIL</p> | <p>SIGNACTION CONTACT: CHRIS SINCLAIR</p> <p>m + 61 418 273 172</p> |
| S5 |   | <p>FEATURE MAX BRENNER GRAPHIC LOGO DECAL APPLIED BEHIND GLASS POSSIBLY FINISHED IN A METALLIC GOLD TO MATCH CHOCOLATE DRUM COPPER PIPE.</p> <p>LOGO TO BE SEMI TRANSPARENT</p>            |  | <p><b>BY SIGNAGE CONTRACTOR &amp; BUILDER</b></p>  | <p>REFER TO SHOPFRONT ELEVATION</p>                                | <p>BY NOMINATED SIGNAGE CONTRACTOR</p>                              |
| S6 |  | <p>LASER CUT LOGO IN TO BE PIN FIXED OFF TO NEW STONE UPSTAND, ENSURE NO VISIBLE FIXINGS.</p> <p>FINISH: MT02- AGED BRASS</p> <p>SIZE: T.B.C ALLOW FOR 5 MM</p>                            | <p><a href="#">PIN FIXED TO NEW COUNTER UPSTAND AND GIFT PACKING STATION UPSTAND</a></p> | <p><b>BY SIGNAGE CONTRACTOR / JOINER</b></p>   | <p>LOCATION:<br/>REFER TO DÉCOR PACKAGE+INTERNAL ELEVATIONS</p>    | <p>SIGNACTION CONTACT: CHRIS SINCLAIR</p> <p>m + 61 418 273 172</p> |







northern  
beaches  
council

**THIS PLAN IS TO BE READ IN  
CONJUNCTION WITH  
THE CONDITIONS OF DEVELOPMENT  
CONSENT**

**DA2023/0195**






|    |  |   |  |                                 |  |  |
|----|--|---|--|---------------------------------|--|--|
| S7 |   | FEATURE MENU BOARD<br>SIZE: 6240MM LONG   | <a href="#">SETOUT TO BE CONFIRMED ON SITE</a> | BY SIGNAGE CONTRACTOR & BUILDER | LOCATION:<br>REAR COUNTER WALL   | BY NOMINATED SIGNAGE CONTRACTOR + BUILDER                |
| S8 |   | BLACK VINYL APPLIED "CHOCOLATE THIS WAY" WITH ARROW TO BE APPLIED TO NEW COPPER PIPE TO ENTRY CHOCOLATE DRUM PIPE                             | <a href="#">SETOUT TO BE CONFIRMED ON SITE</a> | BY SIGNAGE CONTRACTOR           | LOCATION:<br>CHOCOLATE DRUM PIPE<br><br>REFER TO SIGNAGE LOCATION PLAN.<br><br>REFER TO SIGNAGE LOCATION PLAN. | SIGNACTION CONTACT: CHRIS SINCLAIR<br>m + 61 418 273 172 |
| S9 |  | NEW FEATURE WALL GRAPHIC "FLORAL PRINT" WITH "TM02" TIMBER PANELLING BELOW. ALLOW FOR 20MM THICK "MT07" METAL TRIM FROM CAP BETWEEN FINISHES. | <a href="#">SETOUT TO BE CONFIRMED ON SITE</a> | DESIGN INTENT- BY JOINER        | REFER TO INTERNAL ELEVATIONS   | BY NOMINATED BUILDER/ MAX BRENNER                        |



northern  
beaches  
council

**THIS PLAN IS TO BE READ IN  
CONJUNCTION WITH  
THE CONDITIONS OF DEVELOPMENT  
CONSENT**

**DA2023/0195**

|     |  |   |  |                          |  |  |
|-----|--|---|--|--------------------------|--|--|
| S10 |   | NEW EXTERNAL GRADE FEATURE<br>PRALINE TIMBER FINISH PANELS TO<br>SHOPFRONT COLUMN TO BE TIMBER<br>LASER CUT IN FEATURE LOOK TIMBER. | <a href="#">SETOUT TO BE CONFIRMED ON SITE</a> | DESIGN INTENT- BY JOINER | REFER TO SHOPFRONT<br>ELEVATIONS                   | BY NOMINATED<br>BUILDER/ MAX<br>BRENNER                        |
| S12 |   | NEW SINGLE SIDED WAY FINDING SIGNS<br>TO BE PIN FIXED TO NEW BAR AREA<br>BULKHEAD- REFER TO DETAIL A319                             | <a href="#">SETOUT TO BE CONFIRMED ON SITE</a> | X2 OFF SIGN              | LOCATION:<br>TO SHOPFRONT- REFER TO<br>DETAIL A314 | SIGNACTION<br>CONTACT: CHRIS<br>SINCLAIR<br>m + 61 418 273 172 |
| S14 |  | PIN FIXED LASER CUT LOGO<br>INTERNALLY ILLUMINATED HALO GLOW.   | <a href="#">SETOUT TO BE CONFIRMED ON SITE</a> | BY SIGNAGE CONTRACTOR    | LOCATION:<br>REFER TO ELEVATIONS                   | SIGNACTION<br>CONTACT: CHRIS<br>SINCLAIR<br>m + 61 418 273 172 |






northern  
beaches  
council

**THIS PLAN IS TO BE READ IN  
CONJUNCTION WITH  
THE CONDITIONS OF DEVELOPMENT  
CONSENT**




**DA2023/0195**



| CODE   | ITEM   | DESCRIPTION  | LOCATION  | SUPPLIER/ CONTACT   |
|--|--|--|---|---|
| FABRICS- Contractor / PM to coordinate with suppliers if required. A&C to be notified asap if products do not meet fire rating / compliance and these will be respecified. |  |  |   |   |
| FA01   |   | <p>VINYL LOOK LEATHER<br/>COMMERCIAL GRADE</p> <p>- RANGE: LUSTRELL CHARISMA<br/>-COLOUR: EARTH</p>  | JOINERY AND UPHOLSTERY  | <p>WARWICK FABRICS</p> <p>Sydney</p> <p>55 Bridge Road, Glebe</p> <p>+61 (0) 2 9518 8688</p> <p><a href="https://www.warwick.com.au/products/lustrell-charisma/earth/">https://www.warwick.com.au/products/lustrell-charisma/earth/</a></p>       |
| FLOOR FINISHES   |  |  |   |   |
| F1   |   | <p>Timber look floor tile to main dining area.<br/>Client to provide final specifications for coordination.</p> <p>Item: Timber Effect Tile/ Spring Collection</p> <p>Description: Tile Flooring<br/>Supplier: K-Wood<br/>Item Code: K1223443MA<br/>Dimensions: 1200MM X 200MM X 11.5MM</p> <p>Comply with AS standards, BCA codes and current food codes.</p>     | New tile flooring, contractor to ensure appropriate gradients are achieved through-out and existing thresholds. | BY CONTRACTOR DANNY MASHALANI   |
| F2   |  | <p>SAFESTP R11<br/>A HIGH SLIP RESISTANT R11 RATED FLOOR ENSURES SLIP RESISTANCE UNDER EVEN THE MOST EXTREME CONDITIONS SPECIFICATIONS R11</p> <p>NOTE: ALLOW FOR HEAT WELDED JOINTS</p> <p>82252 TBC<br/>THICKNESS 2MM<br/>WEARLAYER THICKNESS 0.7 mm<br/>LENGTH WIDTH 25 m x 200 cm<br/>NCS S 9000-N<br/>LRV 7%<br/>NOTE: VINYL TO COVE UP SKIRTING 100 MM H</p> | TO MAIN COUNTER AREA & BOH FLOOR AND COVING   | <p>FORBO FLOORING SYSTEMS</p> <p>23 Ormsby Place, Wetherill Park NSW 2164<br/>Locked Bag 6886, Wetherill Park DC, NSW 1851<br/>Australia<br/>T: 1800 224 471<br/>F: 1800 662 566<br/><a href="mailto:info.au@forbo.com">info.au@forbo.com</a></p> |

**THIS PLAN IS TO BE READ IN  
CONJUNCTION WITH  
THE CONDITIONS OF DEVELOPMENT  
CONSENT**




**DA2023/0195**

| CODE  | ITEM   | DESCRIPTION   | LOCATION   | SUPPLIER/ CONTACT   |
|-------|--|---|--|---|
| TILES |  |   |  |   |
| TL01  |   | WHITE GLOSS FINISH SUBWAY TILE-White Tile 75x300mm-<br>BEVELED EDGE PROFILE.<br>SIZE: 75X 300MM<br>Ensure black grout- Epoxy food code compliant- Contrator to ensure epoxy grout is used to any food and beverage areas.<br>75X300x8mm<br>Satin finish | EPOXY COMMERCIAL GRADE OR EQUIILANT<br><br>TO WALLS AT MAIN COUNTER AREA | BY CONTRACTOR DANNY MASHALANI   |
| TL02  |   | TIMBER MOSAIC TILES<br>SIZE: TBC -<br>ITEM: SIMPLY GREEN WOOD TILES - Y27 OAK   | TO COUNTER FRONT   | BY CONTRACTOR DANNY MASHALANI   |
| TL03  |  | WHITE TILE GLOSS MATT TILE<br>SIZE: 300 X 600<br>Ensure white grout - epoxy food code compliant - Contractor to ensure epoxy grout is used to any food.   | KITCHEN WALLS TO BOH AREA - FULL HEIGHT                                  | TERANOVA TILES<br>CONTACT: CHRIS<br>WILLOUGHBY: 02 9958 3344<br>BRONTE: 02 9386 0063<br>sales@teranova.com.au |



**THIS PLAN IS TO BE READ IN  
CONJUNCTION WITH  
THE CONDITIONS OF DEVELOPMENT  
CONSENT**

**DA2023/0195**



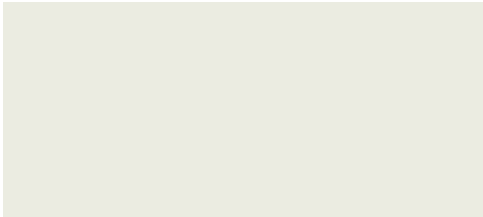
| CODE         | ITEM   | DESCRIPTION  | LOCATION   | SUPPLIER/ CONTACT             |
|--------------|--|--|--|-------------------------------|
| BR01         |   | BRICK EFFECT TILE-<br>SIZE: TBC  | COMMERCIAL GRADE OR EQUIVALENT<br><br>NOTE: THROUGHOUT WALLS TO DINING AREA<br>SUCH AS COLUMNS, ARCHES SURROUNDS AND<br>GENERAL WALLS - REFER TO DOCUMENTATION.<br>SPECIFIC AREAS OF BRICKS WILL BE LAID<br>VERTICALLY AS A FEATURE. | BY CONTRACTOR/ MAX BRENNER    |
| METAL FINISH |  |  |  |                               |
| MT01         |   | AGED COPPER METAL<br><br>NOTE: ENSURE METAL IS SEALED WITH FOOD SAFE/ FOOD<br>COMPLIANT CLEAR MATT SEALANT | TO WHERE INDICATED   | BY CONTRACTOR DANNY MASHALANI |
| MT02         |  | AGED BRASS METAL<br><br>NOTE: ENSURE METAL IS SEALED WITH FOOD SAFE/ FOOD<br>COMPLIANT CLEAR MATT SEALANT  | TO WHERE INDICATED   | BY CONTRACTOR DANNY MASHALANI |



**THIS PLAN IS TO BE READ IN  
CONJUNCTION WITH  
THE CONDITIONS OF DEVELOPMENT  
CONSENT**

**DA2023/0195**






| CODE   | ITEM   | DESCRIPTION   | LOCATION   | SUPPLIER/ CONTACT             |
|--------|--|---|--|-------------------------------|
| MT03   |   | BLACK ELECTRO PLATING- SKIRTING OR EQUIVILANT<br>BLACK 100MM  | SKIRTING THROUGHOUT- COMMERCIAL GRAE                                   | BY CONTRACTOR                 |
| PAINTS |  |   |  |                               |
| P01    |   | WALL FINISH WHITE PAINT LOW FINISH LOW SHEEN WASH AND<br>WEAR TO COMPLY WITH LOCAL FOOD CODE, BCA AND AS<br>STANDARDS<br><br>COLOUR: DULUX WHISPER WHITE                                | TO WALLS AND SURROUNDS WHERE INDICATED,<br>REFER TO DOCUMENTATION.     | DULUX AUSTRALIA TEL: 13 25 25 |
| P02    |  | CEILING FINISH WHITE PAINT FINISH LOW SHEEN WASH AND<br>WEAR TO COMPLY WITH LOCAL FOOD CODE, BCA AND AS<br>STANDARDS -<br><br>COLOUR: DULUX WHISPER WHITE<br>(BASE COLOUR TO MATCH P01) | LOCATIONS-<br><br>TO PLASTERBOARD CEILINGS. REFER TO<br>DOCUMENTATION. | DULUX AUSTRALIA TEL: 13 25 25 |



northern  
beaches  
council

**THIS PLAN IS TO BE READ IN  
CONJUNCTION WITH  
THE CONDITIONS OF DEVELOPMENT  
CONSENT**





**DA2023/0195**




| CODE | ITEM   | DESCRIPTION   | LOCATION  | SUPPLIER/ CONTACT   |
|------|--|---|---|---|
| P03  |  <br> | <p>STUCCO TEXTURED WALL PAINT</p> <p>(BASE COLOUR TO MATCH P01)</p> | <p>TO FEATURE ARCHES AND GENERAL WALLS AS INDICATED, REFER TO DOCUMENTATION.</p> <p>BISHOPS MASTERS FINISHES</p> <p>TEXTURE: COPPLIN</p> <p>COLOUR TO MATCH 'P01' 'P02'</p> | <p>BY CONTRACTOR OR ALTERNATIVE SUPPLIER</p> <p>SUPPLIER: BISHOP MASTER FINISHES</p> <p>Mobile: 0418 385 399</p> <p>Showroom: +613 9525 1225</p> <p>eddie@bishopmasterfinishes.com.au</p> |



**THIS PLAN IS TO BE READ IN  
CONJUNCTION WITH  
THE CONDITIONS OF DEVELOPMENT  
CONSENT**

**DA2023/0195**

| CODE       | ITEM  | DESCRIPTION   | LOCATION   | SUPPLIER/ CONTACT  |
|------------|---|---|--|--|
| POWDERCOAT |   |   |  |  |
| PC01       |    | <p>BLACK POWDER COAT FINISH TO WHERE INDICATEDBlack Powdercoat</p> <p>Black (C/B Night Sky) in Satin</p>  | <p>TO JOINERY OR WHERE INDICATED</p> <p>- FOOT RAIL TO BAR<br/>- JOINERY<br/>- REFER TO DRAWINGS</p> | <p>Dulux Powder- Australia</p> <p>Tel: 13 24 99</p>  |
| LAMINATE   |   |   |  |  |
| L01        |    | <p>BLACK LAMINATE TO WHERE INDICATED<br/>TO COMPLY WITH FOOD CODE AND AS STANDARDS<br/>ENSURE ALL LAMINATE IS HIGH PRESSURE LAMINATE/ WATER<br/>RESISTANT TO BE ABLE TO USE THROUGHOUT AND IN KITCHEN<br/>AREA. MATCHING ABS EDGING REQUIRED FOR ALTERNATIVE<br/>TABLES FOR CONTRAST.</p> | TO WHERE INDICATED   | <p><b>THIS PLAN IS TO BE READ IN<br/>CONJUNCTION WITH<br/>THE CONDITIONS OF DEVELOPMENT<br/>CONSENT</b></p> <p><b>DA2023/0195</b></p> <p>BY CONTRACTOR</p> |
| GLASS      |   |   |  |  |
| GL01       |   | <p>EXTERNAL GRADE CLEAR</p> <p>TEMPERED GLAZING (SAFTEY)<br/>TO COMPLY WITH A.S STANDARDS</p> <p>GLASS TO HAVE ACOUSTIC PROPERTIES - NOMINATED ACOUSTIC<br/>CONSULTANT TO ADVISE BUILDER AND PM ON FINAL<br/>SPECIFICATIONS.</p>  | TO 2NOS NEW GLAZED PANELS - REFER TO<br>DOCUMENTATION.   | <p>BY CONTRACTOR</p> <p>TO COMPLY WITH BCA REQUIREMENTS</p>  |
| GL02       |  | <p>FLUTED GLASS VINYL</p> <p>CODE: FLUTED<br/>FINISH: OPTICALLY CLEAR FOC-FLT-MIST<br/>COLOUR: MIST</p>   | TO SHOPFRONT GLAZING AT BASE PANELS &<br>SCREENS. REFER TO DOCUMENTATION.                            | <p>BLEUX</p> <p><a href="https://bleux.com.au/">https://bleux.com.au/</a></p> <p>CONTACT: SKYE MOLYNEUX</p>  |

| CODE   | ITEM   | DESCRIPTION  | LOCATION  | SUPPLIER/ CONTACT  |
|--------|--|--|---|--|
| TIMBER |  |  |   |  |
| TM01   |   | <p>SOLID BLACKBUTT TIMBER</p> <p>FINISH: BLACK BUTT TIMBER</p> <p>ALLOW FOR MATT SEALANT - COMMERCIAL GRADE. ENSURE SEALANT HAS NO YELLOWING</p>   | TO TABLES AND HIGH BENCH TOPS. REFER TO DOCUMENTATION.                            | BY CONTRACTOR/ BUILDER   |
| TM02   |   | <p>TIMBER VENEER TO MATCH TM01</p> <p>FINISH: BLACK BUTT TIMBER</p> <p>ALLOW FOR MATT SEALANT - COMMERCIAL GRADE. ENSURE SEALANT HAS NO YELLOWING</p>  | TO BEAMS (CLADDED OUT) AND CEILING AS TO WHERE INDICATED. REFER TO DOCUMENTATION. | BY CONTRACTOR/ BUILDER   |
| TM03   |  | <p>TIMBER EFFECT LAMINATE TO BACK OF COUNTER UNITS</p> <p>SUPPLIER: LAMINEX<br/>CODE: SUBLIME TEAK 288 NATURAL FINISH</p> <p>CONTRACTOR TO ENSURE LAMINATE MATCHES TM01 &amp; TM02</p> <p>ALLOW FOR MATT SEALANT - COMMERCIAL GRADE. ENSURE SEALANT HAS NO YELLOWING</p> | TO KITCHEN CABINETRY AT MAIN COUNTER AREA. REFER TO DOCUMENTATION.                | <p>LAMINEX</p> <p><a href="https://www.laminex.com.au/products/sublime-teak/Natural/p/AU1001756?_br_psugg_q=sublime+teak?auto=true">https://www.laminex.com.au/products/sublime-teak/Natural/p/AU1001756?_br_psugg_q=sublime+teak?auto=true</a></p> <p>02 8863 3980<br/><a href="http://www.laminex.com.au">www.laminex.com.au</a></p> <p>OR</p> <p>ABET LAMINATI<br/>FINISH: 1709- SEI- DUE</p> |



northern  
beaches  
council

**THIS PLAN IS TO BE READ IN  
CONJUNCTION WITH  
THE CONDITIONS OF DEVELOPMENT  
CONSENT**

**DA2023/0195**



| CODE  | ITEM  | DESCRIPTION                                    | LOCATION   | SUPPLIER/ CONTACT   |
|-------|---|--|--|---|
| STONE |   |  |  |   |
| ST01  |  | CAESAR STONE FINISH<br>CODE: 5100 VANILLA NOIR | TO COUNTER TOPS AND SHROUDS. REFER TO DOCUMENTATION. | CAESAR STONE<br>JASON BOCKETTE<br><br>MOB: 0438 483 496<br><br>JASON.BOCKETTE@CAESARSTONE.COM.AU<br><br><a href="https://www.caesarstone.com.au/colour/5100-vanilla-noir">https://www.caesarstone.com.au/colour/5100-vanilla-noir</a> |

