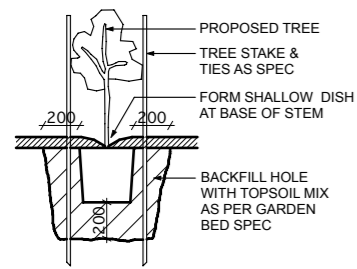
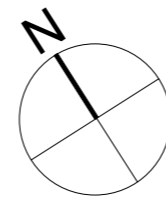


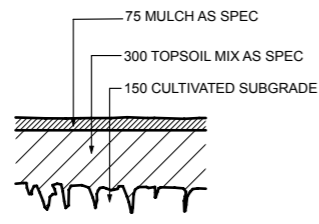
PLANTING SCHEDULE

Code	Name	Pot Size	Mt Size	Qty
DE	Doryanthes excelsa	300mm	1.5m	5No.
EH	Eucalyptus haemostoma*	200Litre*	15.0m	1No.
LTA	Lomandra 'tanika'	150mm	0.5m	10No.
MYO	Myoporum parvifolium	100mm	G Cover	25No.
TJ	Trachelospermum jasminoides	150mm	Climber	15No.
TL	Tristaniopsis laurina	75Litre	8.0m	1No.
TLA	Tristaniopsis laurina*	200Litre*	6.0m	1No.
VO	Viburnum odoratissimum	200mm	Trim to 2.0m	30No.
WAB	Westringia 'Aussie Box	200mm	Trim to 1.0m	6No.

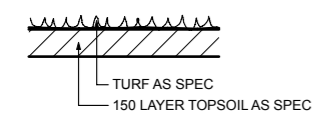
20 Bubalo Road Warriewood * Council requirement DA NO 491/61 20 Nov 2019



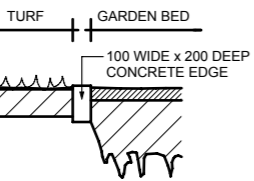
A TREE PLANTING DETAIL NTS



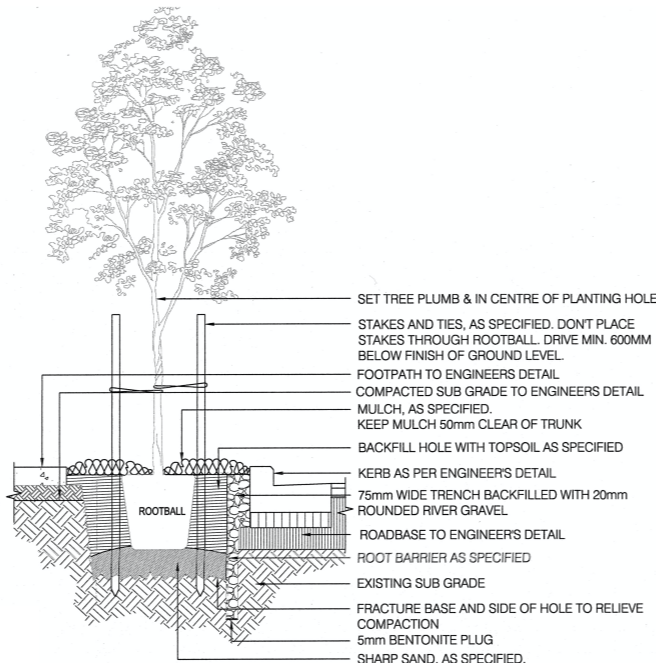
B GARDEN BED NTS



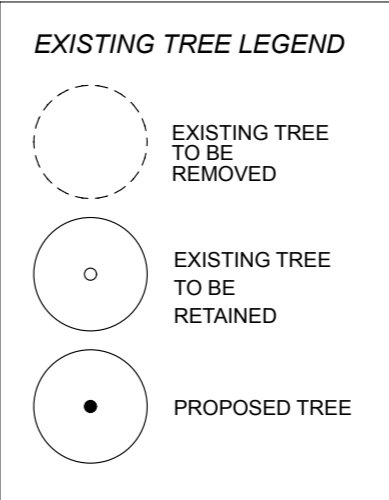
C TURFING DETAIL NTS



D GARDEN EDGE NTS



E STREET TREE PLANTING NTS



SURFACE TREATMENT LEGEND

STF	Synthetic Turf
TF	Turf
SGE	Steel Garden Edge (to detail)
GE	Garden Edge (to detail)
CL	Clothes Lines (to client requirements)
CB/TP	Colorbond / Timber Paling (1.8 high)
T	Tile (to client requirements)
RWT	Rainwater Tank (to Engineers Specifications)
PV	Pavers
PP	Water Permeable Unit Paver
SC	Stenciled Concrete (Charcoal/gunmetal)
TPF	Temporary Protection Fence (1.8m chainmesh)
GVL	Gravel Surface / Path (Nepean River Pebble)
TD	Timber Deck
CP	Concrete Path
B	Bench Seat
BT	Table / Seating

Rev B Modified Application	19 Nov 2019
Rev A Client Req	11 July 2019

Michael Siu
 Landscape Architects
 PO Box 550 Hurstville NSW 1481
 michael@msla.com.au
 02 9557 9833 | 0417 280 249

Landscape Planting Plan

Proposed Residence
 20 Bubalo Road Warriewood

Scale: 1:200@A3 Dwg: L01/1- K23617 24 June 2019

NOTES AND SPECIFICATIONS

EXCAVATIONS

Prior to carrying out any excavations, the contractor is to confirm locations of all services. Services pits and lids are not to be covered by any material. Trim and grade area to form a smooth even finish to required falls.

GARDEN BED / MULCH

The topsoil to all deep soil garden bed areas shall be four (4) parts site topsoil to one (1) part organic compost thoroughly blended together prior to placing into position. Where the site topsoil is considered not suitable, an imported topsoil blend meeting the requirements of AS4419-1998 shall be used. Garden bed subgrades are to be cultivated to a depth of 150mm. Topsoil depths to all garden bed areas to be 300mm (min). At the completion of all planting operations apply a 75mm layer of mulch over entire garden bed taking care not to smother plants. Reduce depth of mulch around base of plants to form "watering dish". Mulch used shall be Pine Bark Nuggets as supplied by ANL or similar. All proposed planting is subject to suitable topsoil depths on site. Where there is insufficient depth due to presence of bedrock or other structures, the proposed planting is to be modified to suit in accordance with instructions from landscape architect.

TURF / GARDEN EDGING

Turf used for this site shall be Sir Walter Buffalo or similar soft leaf variety. Unless specified otherwise, turf shall be laid over 150mm topsoil and finished flush with adjacent surfaces. Water turfed areas immediately after turfing operations. Topdress any excessively undulating areas to form a smooth level surface with a coarse grade washed river sand. All garden edging as denoted by 'GE' on the plan is to be constructed as per detail.

STREET TREE PLANTING

Stakes and Ties: 2 x 50 x 50 x 2500 HW Stakes, Ties: 50mm Hessian ties in figure 8 loop
 Mulch: 75mm Pine Bark Nuggets as supplied by ANL or similar.
 Backfill: Blended mix of 50% Site Topsoil, 50% Imported general purpose landscape mix
 Root Barrier: 600mm Deep, 1mm recycled High density polyethylene
 Sharp Sand: River sand as supplied by ANL or equivalent

EXISTING TREES TO BE RETAINED

The existing trees indicated for retention shall be protected for the duration of the construction period. Install a 1.8m high temporary protective fence (TPF) to the locations as indicated on the plan. Do not store or otherwise place bulk or harmful materials under or near a tree which is to be retained. Do not attach stays, guys and the like to a tree which is to be retained. Where it is absolutely necessary to prune tree roots / limbs contractor to ensure all Council approvals have been obtained. All tree work is to be carried out by a qualified and insured arborist. Where an arborist report has been prepared for the existing tree on site, The landscape plan shall be read in conjunction with this report. All trees identified for retention shall be protected and managed in accordance recommendations of this report. These recommendations will take precedence over any measures outline in the landscape plan.

MAINTENANCE / ON GOING CARE

Maintain all landscape areas to ensure plant health and occupant safety for period of 12 months beginning from date of practical completion to the satisfaction of Council. Maintenance will include but is not limited to the following activities: Mowing and edging lawn areas, fertilizing all plant material, pruning, watering, replacing failed planting, treating for pests and diseases, topping up of mulch areas and weeding garden beds as required. On completion of the initial 12 month period, all maintenance responsibilities shall be handed over to building management / property owner for on-going care. Note: All trees will require ongoing annual observation and maintenance by qualified arborist to ensure occupant safety, tree health and to avoid damage to surrounding structures and property.

DISCREPANCIES

Should there be any discrepancies on the drawings with existing site conditions; contractor is to notify the landscape architect prior to proceeding with the works