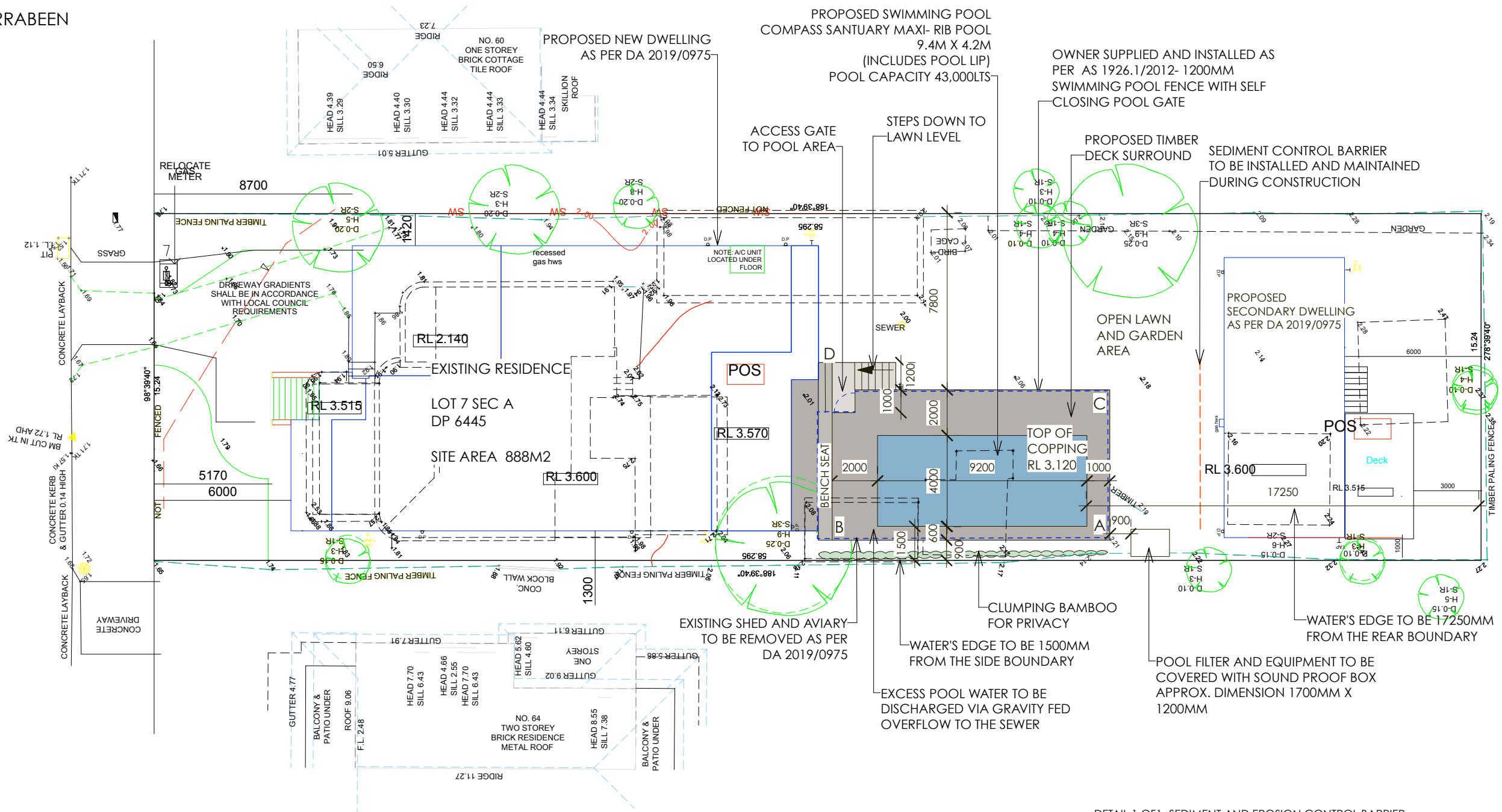


SITE PLAN
62 MACTIER ST, NARRABEEN



EXISTING GROUND LEVELS

- A- EGL- 2.180
- B- EGL- 2.080
- C- EGL- 2.180
- D- EGL- 2.010

SITE CALCULATIONS

Total site area= 888m2
(Landscaped requirement- 40% of lot size=355.20m2)
Total existing hard space =317.20m2
(includes house, driveway, deck, sheds, paths,)
Percentage (%) of existing hard space=35.70%
Existing hard surface to be removed=22m2
Proposed new (hard surface) works=98m2
(including pool, surrounds and area less than 1.5m wide)
Total new hard space
(including proposed works)=415.20m2
Percentage of hard space= 47.60%
Percentage of landscaped space (balance)= 52.40%
Total landscape area=465m2

NOTES AND SPECIFICATIONS

POOL AND POOL FENCING
Installation of pool shell and surrounds to be done in accordance with manufacturers specifications and details
Installation of pool fencing to be in accordance with The Swimming Pools Act 1992 and AS 1926- the pool fence shall be not less than 1.2m all the way around with a self closing gate.
No ancillary structures not immediately associated with the swimming pool, must be kept within the pool fenced area
It is the property owner's responsibility to ensure the fence is maintained and the self closing pool gate is in good working order

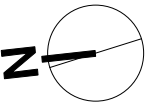
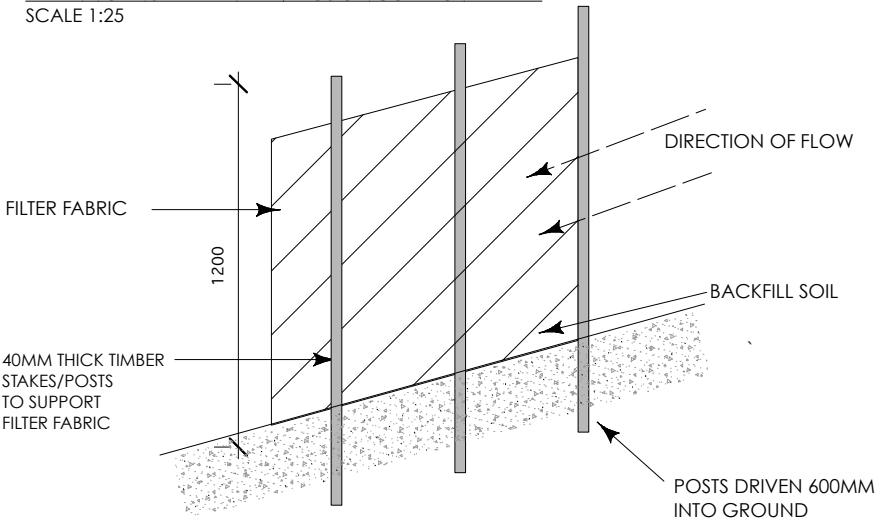
SITE NOTES

DIMENSIONS AND LEVELS- UNLESS A CURRENT FULL SITE SURVEY HAS BEEN PROVIDED, DIMENSIONS AND MEASUREMENTS ARE INDICATIVE ONLY, AND MUST BE CONFIRMED ON SITE. MINOR ALTERATIONS MAY BE REQUIRED DEPENDING ON SITE VARIATIONS
POOL FILTER EQUIPMENT- MUST BE LOCATED WITHIN SIX (6) METRES OF THE SWIMMING POOL AND MUST BE COVERED IN A SOUND PROOF BOX

BASIX REQUIREMENTS

SWIMMING POOL
- MUST INSTALL A POOL PUMP TIMER FOR THE SWIMMING POOL
- MUST INSTALL A WATERTANK WITH A MINIMUM CAPACITY OF 1782LITRES (CONNECTED TO 72.25M2 ROOF AREA)
- MUST INSTALL THE FOLLOWING HEATING SYSTEM FOR THE SWIMMING POOL- NIL

DETAIL 1 OF 1- SEDIMENT AND EROSION CONTROL BARRIER
SCALE 1:25



62 MACTIER ST, NARRABEEN

Diagram illustrating the proposed swimming pool and deck area, showing the pool structure, deck, and surrounding landscape features.

Key features and dimensions:

- PROPOSED SWIMMING POOL:** COMPASS SANCTUARY MAXI- RIB POOL, 9.4M X 4.2M.
- TOP OF COPPING:** RL 3.120.
- PROPOSED TIMBER DECK POOL SURROUND:** Dimensions include 1000, 9200, 2000, and 600.
- CLUMPING BAMBOO FOR PRIVACY:** Located adjacent to the pool.
- STEPS DOWN TO LAWN LEVEL:** Located near the pool edge.
- BENCH SEAT:** Located near the pool edge.
- WATER'S EDGE TO BE 17250MM FROM THE REAR BOUNDARY:** Dimension 17250.
- OPEN LAWN AND GARDEN AREA:** Located to the left of the pool.
- SIDE BOUNDARY FENCE:** Located to the left of the pool.
- EGL AT A 2.180:** Elevation at the start of the pool.
- EGL AT B 2.080:** Elevation at the end of the pool.
- CLEAN BEDDING SAND OR SIMILAR AS PER ENGINEERS SPECIFICATIONS:** Material for the pool base.

PROPOSED SWIMMING POOL
COMPASS SANCTUARY MAXI- RIB POOL
9.4M X 4.2M

CLUMPING BAMBOO FOR PRIVACY

PROPOSED SWIMMING POOL
COMPASS SANCTUARY MAXI- RIB POOL
9.4M X 4.2M

REAR BOUNDARY FENCE

1500 4000 2000

PROPOSED SWIMMING POOL
COMPASS SANCTUARY MAXI- RIB POOL
9.4M X 4.2M

POOL FENCE

TOP OF COPPING
RL 3.120

PROPOSED TIMBER
DECK SURROUND

WATER'S EDGE TO BE 1500MM
FROM THE SIDE BOUNDARY

CLUMPING BAMBOO FOR PRIVACY

1500

2000

4000

600

900

940

1948

EGL AT
C 2.180

EGL AT
A 2.180

CLEAN BEDDING SAND OR
SIMILAR AS PER ENGINEERS
SPECIFICATIONS

LANDSCAPER DESIGNER	LANDSCAPE DESIGN BY JACQUI RAY PO Box 844, ST IVES, 2075 M: 0417680228 F: 43771433 E: jacqui@jacquiray.com.au	NOTES 1. Drawing not suitable for construction purposes. 2. Do not scale from drawings- use written dimensions only. 3. Contractor to verify location of all pipes and services prior to starting Works. 4. All Works to carried out in accordance with the BCA. 5. DA approved plans are required to be constructed as approved to obtain occupancy certificate. 6. Plans are protected by Copyright Laws. No plan or part thereof may be used, copied or reproduced in any way without the prior written permission of Dig This	PROJECT SWIMMING POOL AND SURROUNDS LOCATION POPOVSKI RESIDENCE 62 MACTIER ST NARRABEEN	DRAWN JR	SCALE 1:200@A3	DATE 13 /8/19	DWG NO 1 of 1	REV E
				TITLE SECTION/ELEVATION PLAN				