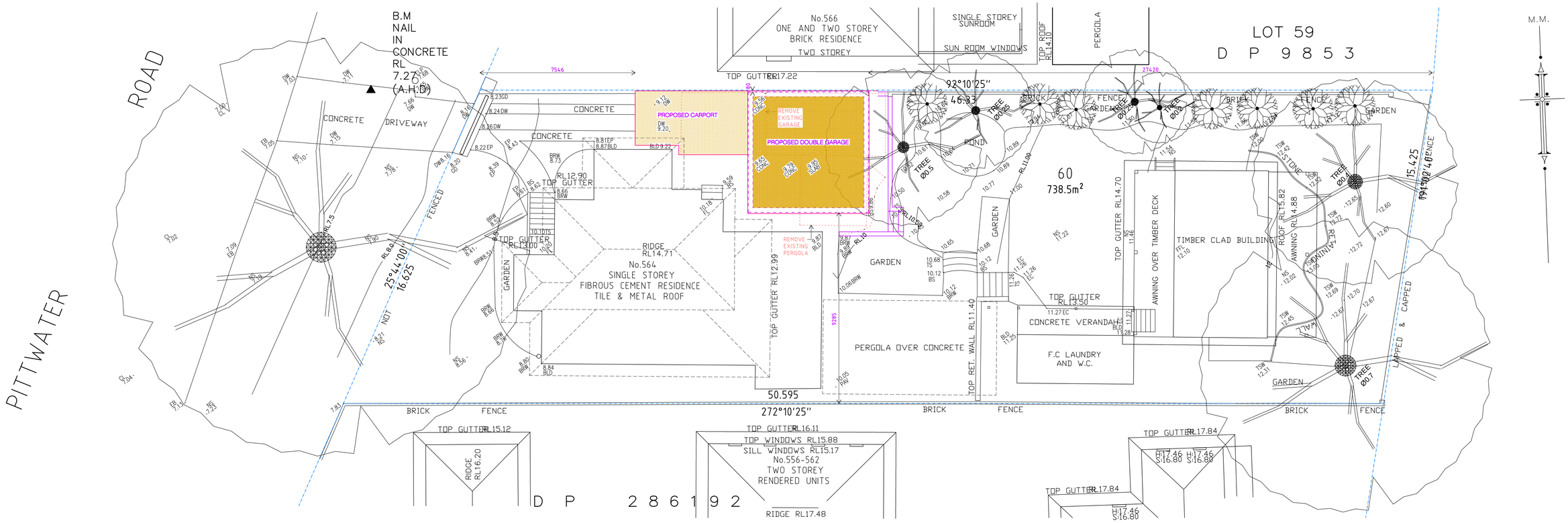

SITE AND SITE ANALYSIS PLAN

SCALE 1:100

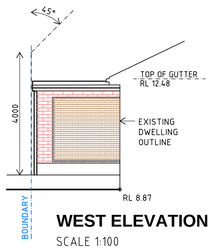

WEST ELEVATION

SCALE 1:100

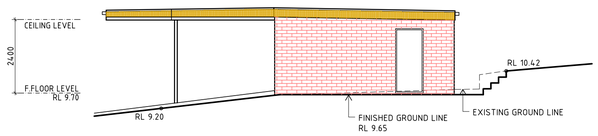

SOUTH ELEVATION

SCALE 1:100

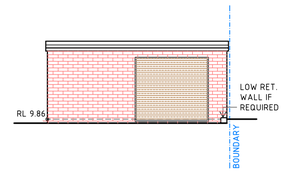

EAST ELEVATION

SCALE 1:100

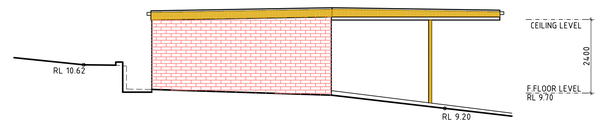

NORTH ELEVATION

SCALE 1:100

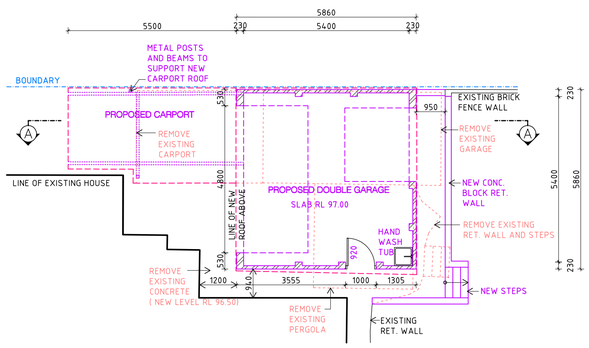

GARAGE AND CARPORT FLOOR PLAN

SCALE 1:100

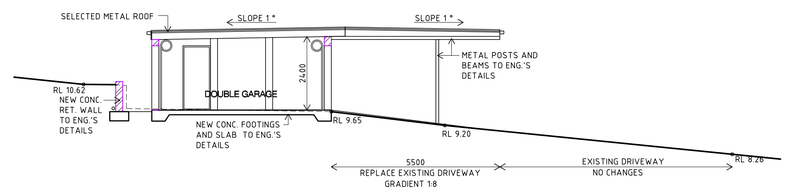

SECTION A-A

SCALE 1:100

1. BUILDER TO CHECK AND CONFIRM ALL NECESSARY DIMENSIONS ON SITE PRIOR TO CONSTRUCTION . DO NOT SCALE THE DRAWING.
2. ALL DIMENSIONS THAT RELATE TO SITE BOUNDARIES,SETBACKS AND EASEMENTS ARE SUBJECT TO VERIFICATION BY A SITE SURVEY.
3. ALL WORK TO BE IN ACCORDANCE WITH BUILDING CODE of AUSTRALIA & TO THE SATISFACTION OF LOCAL COUNCIL REQUIREMENTS.
4. ALL TIMBER CONSTRUCTION TO BE IN ACCORDANCE TO TIMBER FRAMING CODE.
5. ROOF WATER & SUB SOIL DRAINAGE TO BE DISPOSED OF IN THE APPROVED MANNER OR AS A DIRECTED BY LOCAL COUNCIL.
6. ALL ELECTRICAL POWER & LIGHT OUTLETS TO BE DETERMINED BY OWNER.
7. MAKE GOOD AND REPAIR ALL EXISTING FINISHES DAMAGED BY NEW WORK. REUSE EXISTING MATERIAL WHERE POSSIBLE.
8. ALL NEW DOWN PIPES ARE TO BE CONNECTED TO THE EXISTING STORM WATER SYSTEM.
9. COPYRIGHT OF ALL PLANS BELONGS TO 'HIGH DESIGN' – Architectural Design

PROJECT ADDRESS: **564 PITTWATER ROAD NORTH MANLY**	NOVEMBER, 2018		
	DRAWN BY: B. V.	CHECKED	
CLIENT: **Clayton Stafford**	DRAWING No. **819 18 HD 1-1**	ISSUE	

HIGH DESIGN
"HIGH DESIGN" – ABN 51 476 054 183
architectural design and drafting service
mobile : 041 3389 036
fax : 9981 55 56
E-mail: hd@highdesign. com. au
Web: highdesign.com.au