

**GENERAL NOTES**

1. NO STOCKPILING OF MATERIALS IS PERMITTED ON THE VERGE BETWEEN KERB AND PROPERTY BOUNDARY. STOCK PILES SHOULD BE PROTECTED OR MOVED FROM THE SITE.
2. ROOF DRAINAGE TO BE CONNECTED TO THE APPROVED STORM WATER SYSTEM AS SOON AS POSSIBLE.
3. DEPRESSIONS LEFT IN THE FOOTPATH BY HEAVY VEHICLES ARE TO BE FILLED AS SOON AS PRACTICAL.
4. ONLY ONE EXIT POINT SHOULD BE USED AND SHOULD BE CONSTRUCTED SO AS TO PREVENT SOIL FROM REACHING THE ROAD AND TO STOP BOGGING.
5. DRAINAGE DITCHES ABOVE AND BELOW CUT AND FILLED AREAS ARE TO REDUCE EROSION FROM DISTURBED GROUND.
6. ALL WORKMANSHIP AND MATERIALS TO BE IN ACCORDANCE WITH ALL RELEVANT BUILDING CODES AND GOVERNING AUTHORITIES REQUIREMENTS.
7. THESE DRAWINGS DO NOT SHOW ANY STRUCTURAL ENGINEERING DETAILS.
8. DIMENSIONS ARE TO BE VERIFIED ON SITE PRIOR TO CONSTRUCTION. FIGURED DIMENSIONS TO TAKE REFERENCE OVER SCALING OF DRAWINGS. DIMENSIONS ARE IN MILLIMETRES UNLESS NOTED OTHERWISE.
9. EXCAVATED MATERIALS RELOCATED ON SITE FOR GARDENS. BRICKS, CONCRETE, TIMBER AND OTHER PRODUCTS ARE TO BE SORTED AND DISPOSED TO LOCAL RECYCLING FACILITY AS PER WASTE BOARD GUIDE.
10. DO NOT KEEP SUPERSEDED DRAWINGS ON SITE.
11. WHILE EVERY EFFORT HAS BEEN MADE TO DEPICT THE PROPOSAL ACCURATELY, ANY VARIATION BETWEEN THESE DRAWINGS AND THE AGREED QUOTE, THE QUOTE IS TO TAKE PREFERENCE.
12. THIS DEVELOPMENT WILL NOT HAVE ANY AVERSE EFFECTS ON THE ENVIRONMENT OR ITS SURROUNDS.
13. THERE ARE NO TREES TO BE REMOVED WITHIN THE CONSTRUCTION AREA.
14. LEVELS TO ASSUMED HEIGHT DATUM. REFER SITE PLAN, ELEVATIONS AND SECTION.
15. NO SUBTERRANEAN INVESTIGATION OF SERVICES OF SERVICES HAS BEEN CARRIED OUT.

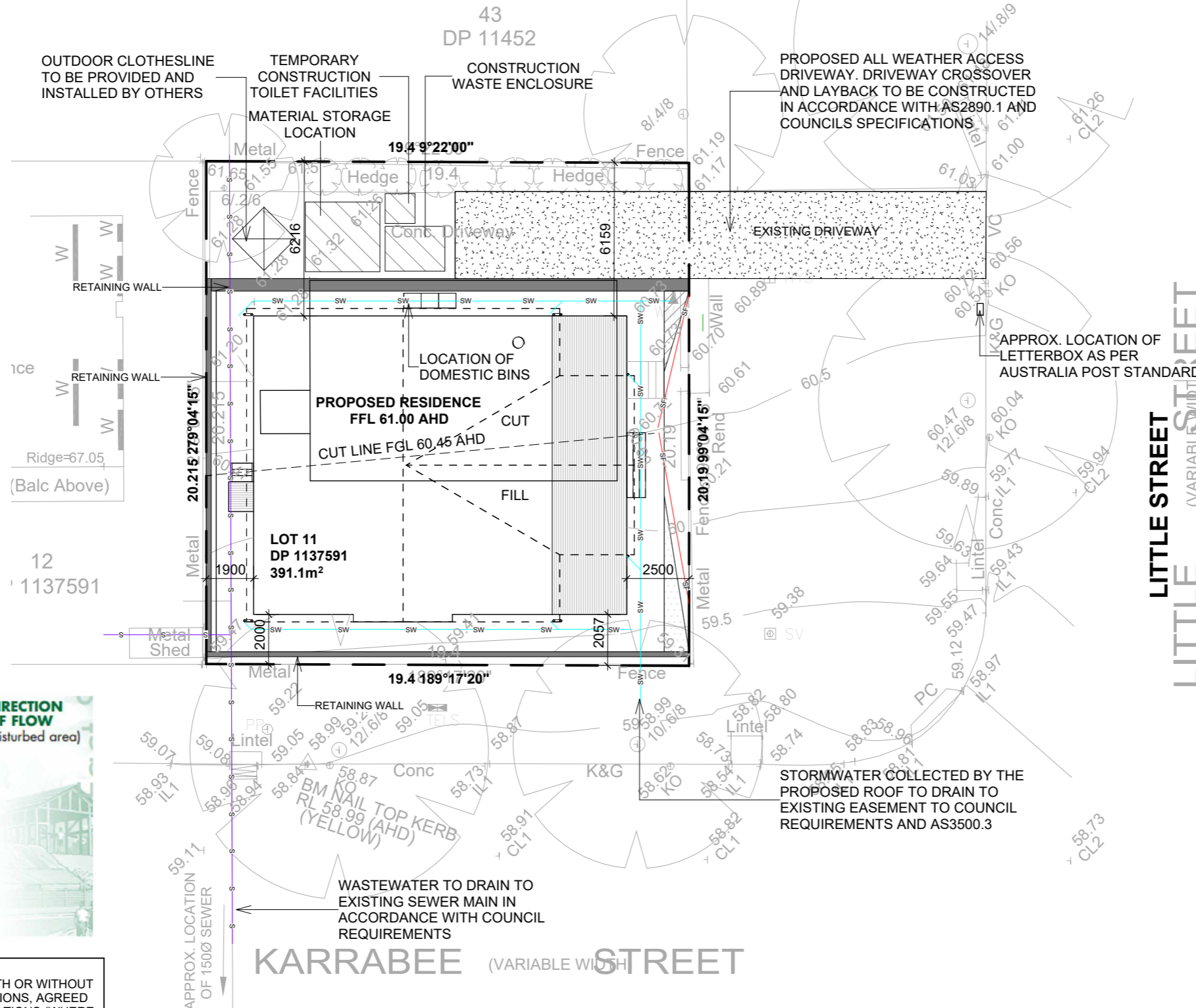
**CONTROL MEASURES**

ALL PERSONS ENTERING THE SITE MUST BE MADE AWARE OF THESE DANGERS AND TAKE RELEVANT ACTION TO ENSURE THAT THEIR WORK AREA IS MAINTAINED AS SAFE TO PROCEED. IF YOU ARE UNABLE TO PROCEED DUE TO THE EXISTENCE OF AN UNSAFE WORK AREA, YOU MUST NOTIFY YOUR SITE SUPERVISOR IMMEDIATELY SO THAT ACTION CAN BE TAKEN TO REMEDY THE SITUATION.

**SEDIMENT CONTROL NOTES**

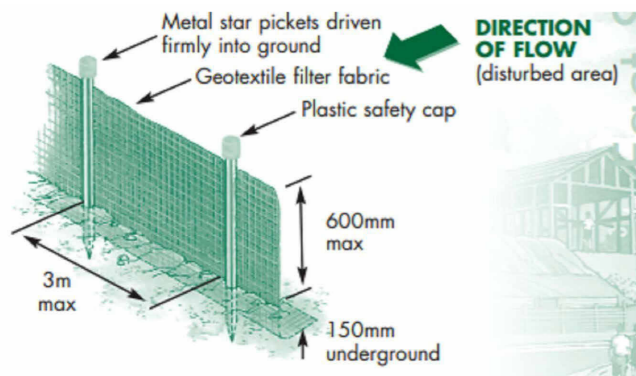
1. ALL EROSION AND SEDIMENT CONTROL MEASURES INCLUDING REVEGETATION AND STORAGE OF SOIL AND TOPSOIL, SHALL BE IMPLEMENTED TO THE STANDARDS OF THE SOIL CONSERVATION OF NSW.
2. ALL DRAINAGE WORKS SHALL BE CONSTRUCTED AND STABILISED AS EARLY AS POSSIBLE DURING DEVELOPMENT.
3. SEDIMENT TRAPS SHALL BE CONSTRUCTED AROUND ALL INLET PITS, CONSISTING OF 400MM WIDE X 300MM DEEP TRENCH.
4. ALL SEDIMENT BASINS AND TRAPS SHALL BE CLEANED WHEN THE STRUCTURES ARE A MAXIMUM OF 100% FULL OF SOIL MATERIALS, INCLUDING THE MAINTENANCE PERIOD.
5. ALL DISTURBED AREAS SHALL BE REVEGETATED AS SOON AS THE RELEVANT WORKS ARE COMPLETED.
6. SOIL AND TOPSOIL STOCKPILES SHALL BE LOCATED AWAY FROM DRAINAGE LINES AND AREA WHERE WATER MAY CONCENTRATE.

**ISSUED FOR APPROVAL**



**LEGEND**

sf	SEDIMENT FENCE
sw	STORM WATER DRAINAGE
s	SEWER DRAINAGE
w	WATER SUPPLY



CLIENT DRAWING APPROVAL  
DRAWINGS HAVE BEEN REVIEWED AND APPROVED (WITH OR WITHOUT COMMENTS) IN CONJUNCTION WITH STANDARD INCLUSIONS, AGREED SELECTIONS, COUNCIL & CONDITIONS, & AGREED VARIATIONS (WHERE UPGRADES HAVE BEEN SELECTED).

NAME/S: \_\_\_\_\_  
DATE: \_\_\_\_\_

PLEASE NOTE THAT NO CHANGES WILL BE ENCOURAGED ON THIS PLAN AFTER SIGNING. ANY CHANGE REQUESTS POST SIGNING WILL BE SUBJECTED TO FURTHER REVIEW AND ADDITIONAL COSTS.

NO.	REVISION NOTE	DATE	BY
1	Update as per markups plan	16/04/2025	MTK
2	Update as per requirement 04/06/2025	04/06/2025	MTK

BUILDER TO CHECK AND VERIFY ALL DIMENSIONS AND LEVELS PRIOR TO COMMENCEMENT OF WORK  
COPY RIGHT OF THE DESIGN AND INFORMATION SHOWN HERE IS OWNED BY THE MANOR GROUP REPRODUCTION OR USE OF THE DESIGN BY ANY PARTY FOR ANY PURPOSE IS EXPRESSLY FORBIDDEN WITHOUT THE WRITTEN PERMISSION OF THE COMPANY

JOB N°: 1238  
JOB TYPE: PROPOSED RESIDENCE  
CLIENT: J CURTIS  
ADDRESS: 1 LITTLE STREET, DEE WHY, NSW

PO BOX 1416 GOSFORD NSW 2250 AUSTRALIA  
T: 02 4340 8300 F: 02 4340 2080  
E: info@manor.net.au W: www.manor.net.au

BAL RATING:	N/A	DRAWING:	SITE PLAN AND GENERAL NOTES
WIND SPEC:	N3	DRAWING N°:	1238V8
SITE SPEC:	M	REVISION N°: 2	CHECK BY: Planning
SHEET N°:	02 of 16	SCALE: 1:200	DRAW BY: DH




# PROPOSED RESIDENCE

AT: 1 LITTLE STREET, DEE-WHY, NSW 2099  
11/-/DP1137591

FOR: J CURTIS

SHEET LIST			
Sheet Name	Sheet No	REV	Sheet Issue Date
TITLE SHEET	01	3	18/04/2025
SITE PLAN AND GENERAL NOTES	02	2	04/06/2025
DEMOLITION PLAN	03	2	04/06/2025
LANDSCAPE PLAN	04	2	04/06/2025
FLOOR PLAN	05	4	18/04/2025
ELEVATIONS	06	2	18/04/2025
ELEVATIONS	07	2	18/04/2025
PERSPECTIVE	08	2	16/04/2025
PERSPECTIVE	09	1	16/04/2025
SECTION PLAN	10	1	16/04/2025
SHADOW DIAGRAMS	11	2	04/06/2025
WINDOWS SCHEDULE	12	1	16/04/2025
DOORS SCHEDULE	13	1	16/04/2025
DOORS SCHEDULE	14	1	16/04/2025
ELECTRICAL PLAN	15	1	16/04/2025
COLOUR SCHEME	16		16/04/2025



CLIENT DRAWING APPROVAL  
DRAWINGS HAVE BEEN REVIEWED AND APPROVED (WITH OR WITHOUT COMMENTS) IN CONJUNCTION WITH STANDARD INCLUSIONS, AGREED SELECTIONS, COUNCIL & CONDITIONS, & AGREED VARIATIONS (WHERE UPGRADES HAVE BEEN SELECTED).

NAME/S: \_\_\_\_\_  
DATE: \_\_\_\_\_

PLEASE NOTE THAT NO CHANGES WILL BE ENCOURAGED ON THIS PLAN AFTER SIGNING. ANY CHANGE REQUESTS POST SIGNING WILL BE SUBJECTED TO FURTHER REVIEW AND ADDITIONAL COSTS.

NO.	REVISION NOTE	DATE	BY
1	Update as per markups plan	16/04/2025	MTK
2	Update as per markups plan	18/04/2025	MTK
3	Change client name	Date 5	DH

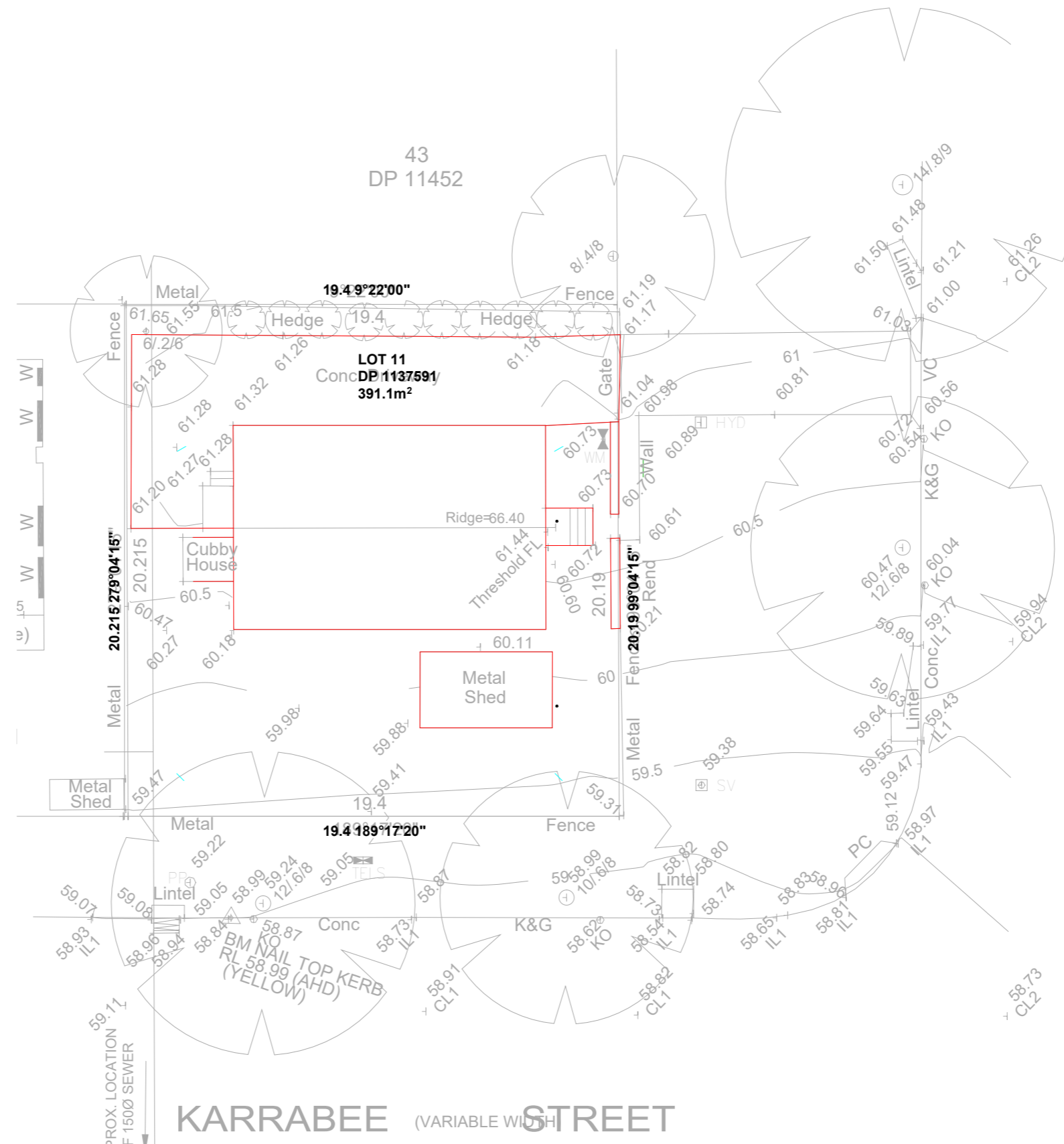
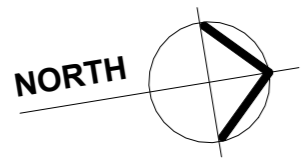
BUILDER TO CHECK AND VERIFY ALL DIMENSIONS AND LEVELS PRIOR TO COMMENCEMENT OF WORK  
COPY RIGHT OF THE DESIGN AND INFORMATION SHOWN HERE IS OWNED BY THE MANOR GROUP REPRODUCTION OR USE OF THE DESIGN BY ANY PARTY FOR ANY PURPOSE IS EXPRESSLY FORBIDDEN WITHOUT THE WRITTEN PERMISSION OF THE COMPANY

JOB N°: 1238  
JOB TYPE: PROPOSED RESIDENCE  
CLIENT: J CURTIS  
ADDRESS: 1 LITTLE STREET, DEE WHY, NSW

PO BOX 1416 GOSFORD NSW 2250 AUSTRALIA  
T: 02 4340 8300 F: 02 4340 2080  
E: info@manor.net.au W: www.manor.net.au

BAL RATING:	N/A	DRAWING:	TITLE SHEET
WIND SPEC:	N3	DRAWING N°:	1238V8
SITE SPEC:	M	REVISION N°: 3	CHECK BY: Planning
SHEET N°:	01 of 16	SCALE:	DRAW BY: DH

ISSUED FOR APPROVAL



CLIENT DRAWING APPROVAL  
 DRAWINGS HAVE BEEN REVIEWED AND APPROVED (WITH OR WITHOUT COMMENTS) IN CONJUNCTION WITH STANDARD INCLUSIONS, AGREED SELECTIONS, COUNCIL & CONDITIONS, & AGREED VARIATIONS (WHERE UPGRADES HAVE BEEN SELECTED).

NAME/S: \_\_\_\_\_  
 DATE: \_\_\_\_\_

PLEASE NOTE THAT NO CHANGES WILL BE ENCOURAGED ON THIS PLAN AFTER SIGNING. ANY CHANGE REQUESTS POST SIGNING WILL BE SUBJECTED TO FURTHER REVIEW AND ADDITIONAL COSTS.

NO.	REVISION NOTE	DATE	BY
1	Update as per markups plan	16/04/2025	MTK
2	Update as per requirement 04/06/2025	04/06/2025	MTK

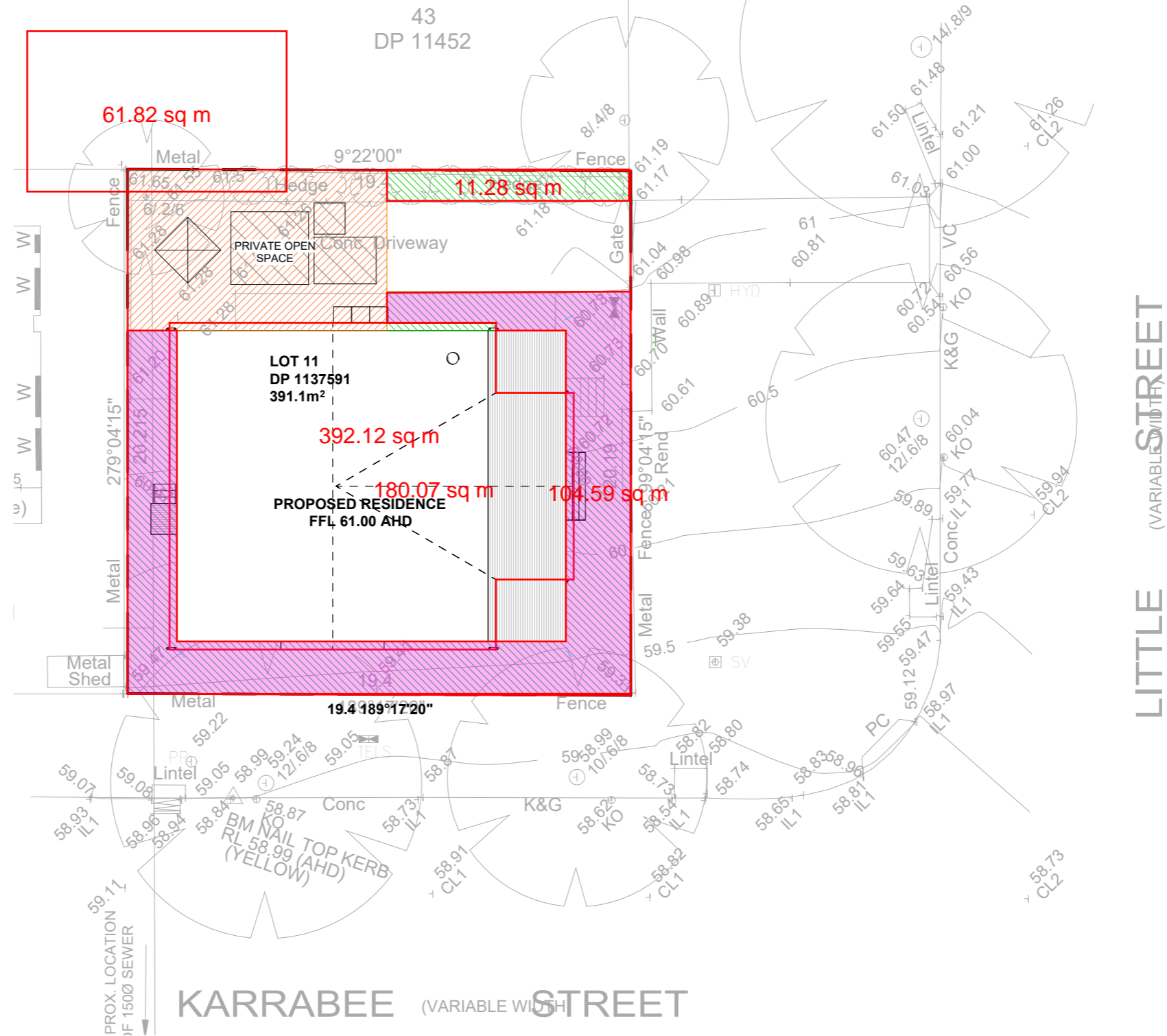
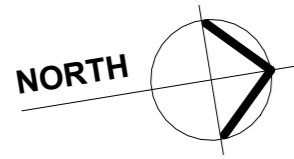
BUILDER TO CHECK AND VERIFY ALL DIMENSIONS AND LEVELS PRIOR TO COMMENCEMENT OF WORK  
 COPY RIGHT OF THE DESIGN AND INFORMATION SHOWN HERE IS OWNED BY THE MANOR GROUP REPRODUCTION OR USE OF THE DESIGN BY ANY PARTY FOR ANY PURPOSE IS EXPRESSLY FORBIDDEN WITHOUT THE WRITTEN PERMISSION OF THE COMPANY

JOB N°: 1238  
 JOB TYPE: PROPOSED RESIDENCE  
 CLIENT: J CURTIS  
 ADDRESS: 1 LITTLE STREET, DEE WHY, NSW

PO BOX 1416 GOSFORD NSW 2250 AUSTRALIA  
 T: 02 4340 8300 F: 02 4340 2080  
 E: info@manor.net.au W: www.manor.net.au

BAL RATING:	N/A	DRAWING:	DEMOLITION PLAN
WIND SPEC:	N3	DRAWING N°:	1238V8
SITE SPEC:	M	REVISION N°: 2	CHECK BY: Planning
SHEET N°:	03 of 16	SCALE: 1:200	DRAW BY: DH

ISSUED FOR APPROVAL



AREA	391.9 m <sup>2</sup>
40% LANDSCAPING	156.76 m <sup>2</sup>
ACHIEVED	179.281 m <sup>2</sup>
MIN POS	60 m <sup>2</sup>
ACHIEVED	62.02 m <sup>2</sup>

CLIENT DRAWING APPROVAL  
 DRAWINGS HAVE BEEN REVIEWED AND APPROVED (WITH OR WITHOUT COMMENTS) IN CONJUNCTION WITH STANDARD INCLUSIONS, AGREED SELECTIONS, COUNCIL & CONDITIONS, & AGREED VARIATIONS (WHERE UPGRADES HAVE BEEN SELECTED).

NAME/S: \_\_\_\_\_

DATE: \_\_\_\_\_

PLEASE NOTE THAT NO CHANGES WILL BE ENCOURAGED ON THIS PLAN AFTER SIGNING. ANY CHANGE REQUESTS POST SIGNING WILL BE SUBJECT TO FURTHER REVIEW AND ADDITIONAL COSTS.

NO.	REVISION NOTE	DATE	BY
1	Update as per markups plan	16/04/2025	MTK
2	Update as per requirement 04/06/2025	04/06/2025	MTK

BUILDER TO CHECK AND VERIFY ALL DIMENSIONS AND LEVELS PRIOR TO COMMENCEMENT OF WORK  
 COPY RIGHT OF THE DESIGN AND INFORMATION SHOWN HERE IS OWNED BY THE MANOR GROUP REPRODUCTION OR USE OF THE DESIGN BY ANY PARTY FOR ANY PURPOSE IS EXPRESSLY FORBIDDEN WITHOUT THE WRITTEN PERMISSION OF THE COMPANY

JOB N<sup>o</sup>: 1238  
 JOB TYPE: PROPOSED RESIDENCE  
 CLIENT: J CURTIS  
 ADDRESS: 1 LITTLE STREET, DEE WHY, NSW

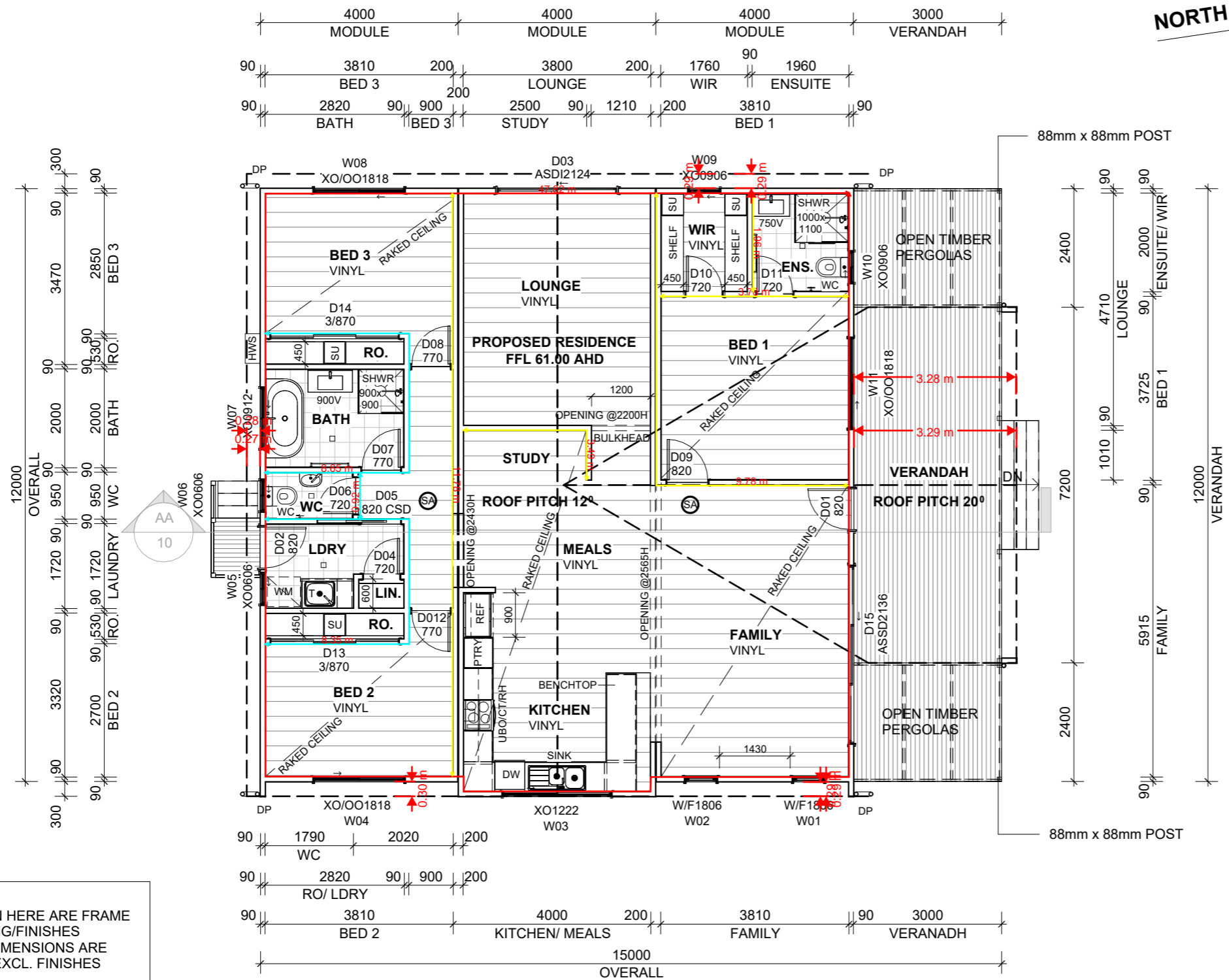
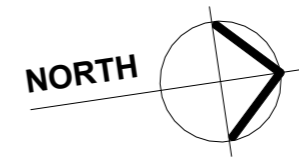
PO BOX 1416 GOSFORD NSW 2250 AUSTRALIA  
 T: 02 4340 8300 F: 02 4340 2080  
 E: info@manor.net.au W: www.manor.net.au

BAL RATING:	N/A	DRAWING:	LANDSCAPE PLAN
WIND SPEC:	N3	DRAWING N <sup>o</sup> :	1238V8
SITE SPEC:	M	REVISION N <sup>o</sup> : 2	CHECK BY: Planning
SHEET N <sup>o</sup> :	04 of 16	SCALE: 1:200	DRAW BY: DH

ISSUED FOR APPROVAL

LITTLE STREET (VARIABLE WIDTH)

KARRABEE STREET (VARIABLE WIDTH)



- CONSTRUCTION NOTES**
1. SMOKE ALARMS (DIRECT WIRING) TO BE INSTALLED IN ACCORDANCE WITH THE NCC NSW 9.5.1 POSITION TO BE VERIFIED BY THE ELECTRICIAN.
  2. TIMBER WORKS TO BE IN ACCORDANCE WITH AS1684.2 RESIDENTIAL TIMBER FRAMED CONSTRUCTION NON-CYCLONIC AREAS, NCC REQUIREMENTS AND ENGINEERS DETAILS.
  3. STRUCTURAL STEEL WORK TO BE IN ACCORDANCE WITH AS/NZ4600:2018 COLD FORMED STEEL STRUCTURES, AS 4100:2020 STEEL STRUCTURES, AS 3623:1993, DOMESTIC STEEL FRAMING NON-CYCLONIC AREAS (N3 RATED), NCC REQUIREMENTS AND ENGINEERS DETAILS.
  4. WET AREAS IN ACCORDANCE WITH THE NCC PART 10.2
  5. WC DOOR REMOVABLE WHERE REQUIRED AND FITTED WITH LIFT OFF HINGES IN ACCORDANCE WITH THE NCC F4D8.

SMART ROBE OPENING SIZES	
BED 2	2115H x 2610W (3/870)
BED 3	2115H x 2610W (3/870)

LEGEND	
820	DOOR SIZE
AS 0909	ALUMINUM SLIDING WINDOW SIZE
MH	MANHOLE FOR ROOF CAVITY ACCESS
RH	RANGE HOOD
CT	COOK TOP
UBO	UNDERBENCH OVEN
REF	REFRIGERATOR SPACE
DW	DISHWASHER SPACE
WC	WATER CLOSET
LDRY	LAUNDRY
WM	WASHING MACHINE SPACE
DRY	CLOTHES DRYER SPACE
T	TUB
SHWR	SHOWER
V	VANITY
(SA)	SMOKE ALARM
SU	SHELF UNIT
HWS	HOT WATER SERVICE
SP	SPREADER PIPE
DP	DOWN PIPE

**NOTES:**  
 1. DIMENSIONS SHOWN HERE ARE FRAME TO FRAME, EXCL. LINING/FINISHES  
 2. INTERNAL HEIGHT DIMENSIONS ARE FROM FLOOR LINING, EXCL. FINISHES

**CLIENT DRAWING APPROVAL**  
 DRAWINGS HAVE BEEN REVIEWED AND APPROVED (WITH OR WITHOUT COMMENTS) IN CONJUNCTION WITH STANDARD INCLUSIONS, AGREED SELECTIONS, COUNCIL & CONDITIONS, & AGREED VARIATIONS (WHERE UPGRADES HAVE BEEN SELECTED).

AREAS	
HOUSE	145.20 m <sup>2</sup>
VERANDAH	36.00 m <sup>2</sup>
TOTAL	181.20 m <sup>2</sup>

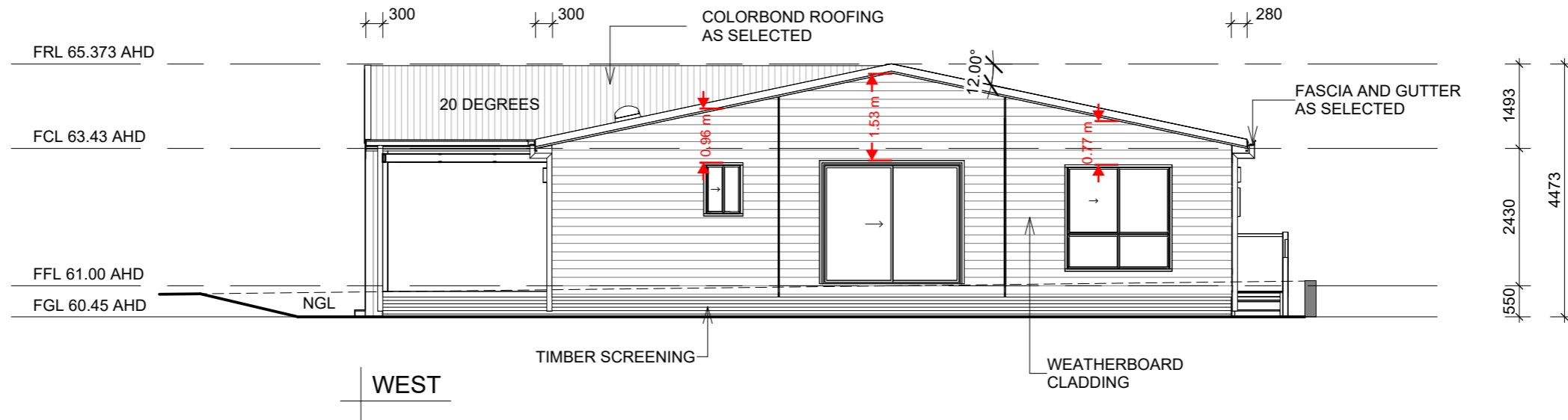
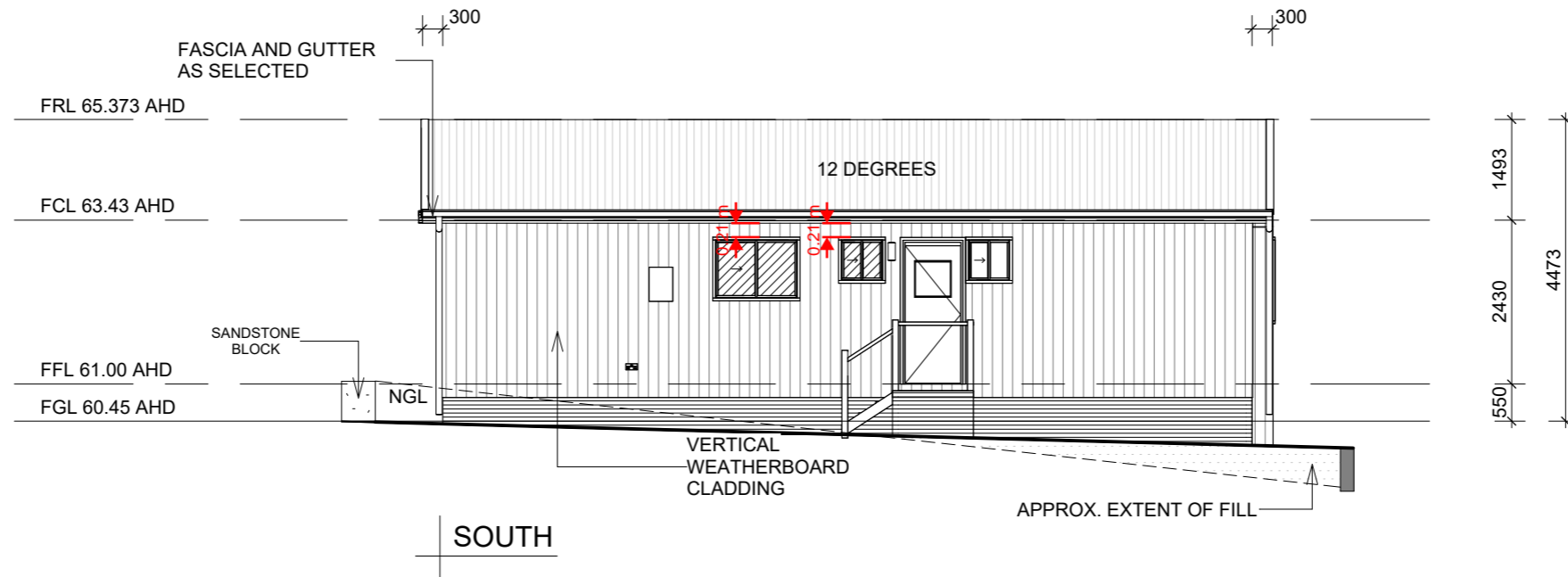
NO.	REVISION NOTE	DATE	BY
1	Updates to plan 25/2/25	26/02/25	DH
2	markups LH	19/03/25	DH
3	Update as per markups plan	16/04/2025	MTK
4	Update as per markups plan	18/04/2025	MTK

BUILDER TO CHECK AND VERIFY ALL DIMENSIONS AND LEVELS PRIOR TO COMMENCEMENT OF WORK  
 COPY RIGHT OF THE DESIGN AND INFORMATION SHOWN HERE IS OWNED BY THE MANOR GROUP REPRODUCTION OR USE OF THE DESIGN BY ANY PARTY FOR ANY PURPOSE IS EXPRESSLY FORBIDDEN WITHOUT THE WRITTEN PERMISSION OF THE COMPANY

JOB N<sup>o</sup>: 1238  
 JOB TYPE: PROPOSED RESIDENCE  
 CLIENT: J CURTIS  
 ADDRESS: 1 LITTLE STREET, DEE WHY, NSW

PO BOX 1416 GOSFORD NSW 2250 AUSTRALIA  
 T: 02 4340 8300 F: 02 4340 2080  
 E: info@manor.net.au W: www.manor.net.au

BAL RATING:	N/A	DRAWING:	FLOOR PLAN
WIND SPEC:	N3	DRAWING N <sup>o</sup> :	1238V8
SITE SPEC:	M	REVISION N <sup>o</sup> : 4	CHECK BY: Planning
SHEET N <sup>o</sup> :	05 of 16	SCALE: 1:100@A3	DRAW BY: DH



**LEGEND**

FGL	DENOTES FINISH GROUND LEVEL
FFL	DENOTES FINISH FLOOR LEVEL
FCL	DENOTES FINISH CEILING LEVEL
FRL	DENOTES FINISH RIDGE LEVEL

**NOTES:**  
 1. HEIGHTS BETWEEN FFL & FGL SHOWN HERE ARE APPROXIMATES  
 2. REFER TO COLOUR SELECTIONS DOCUMENT FOR ALL SELECTIONS, MATERIALS, COLOURS AND FINISHES.

CLIENT DRAWING APPROVAL  
 DRAWINGS HAVE BEEN REVIEWED AND APPROVED (WITH OR WITHOUT COMMENTS) IN CONJUNCTION WITH STANDARD INCLUSIONS, AGREED SELECTIONS, COUNCIL & CONDITIONS, & AGREED VARIATIONS (WHERE UPGRADES HAVE BEEN SELECTED).

NAME/S: \_\_\_\_\_  
 DATE: \_\_\_\_\_

PLEASE NOTE THAT NO CHANGES WILL BE ENCOURAGED ON THIS PLAN AFTER SIGNING. ANY CHANGE REQUESTS POST SIGNING WILL BE SUBJECTED TO FURTHER REVIEW AND ADDITIONAL COSTS.

NO.	REVISION NOTE	DATE	BY
1	markups LH	19/03/25	DH
2	Update as per markups plan	16/04/2025	MTK

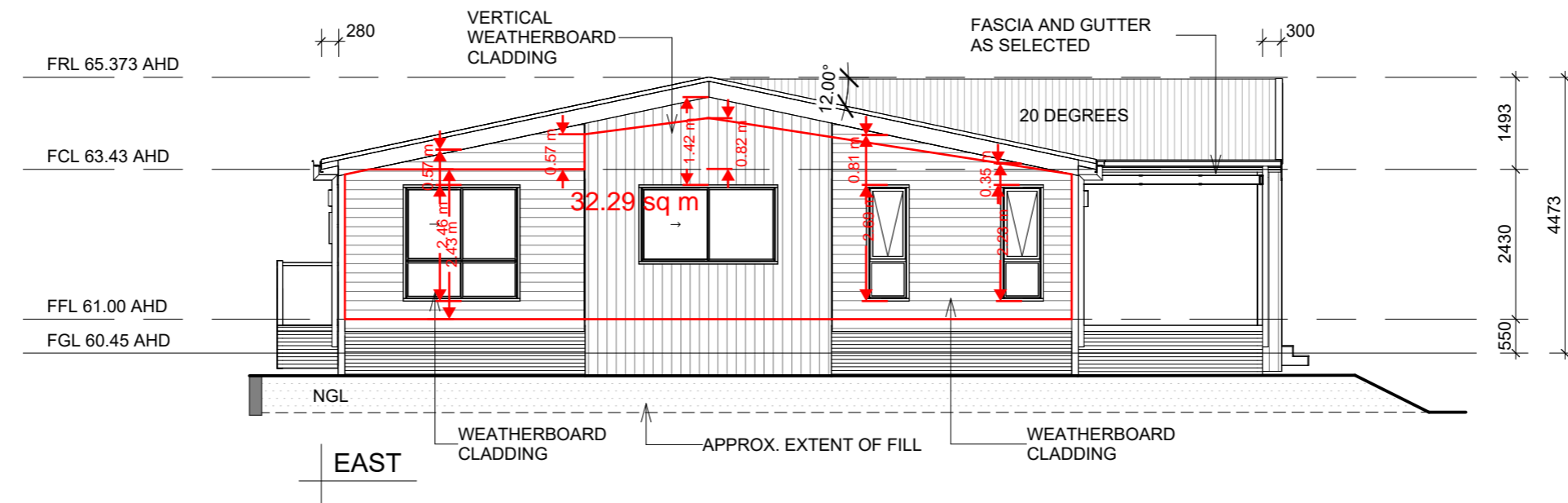
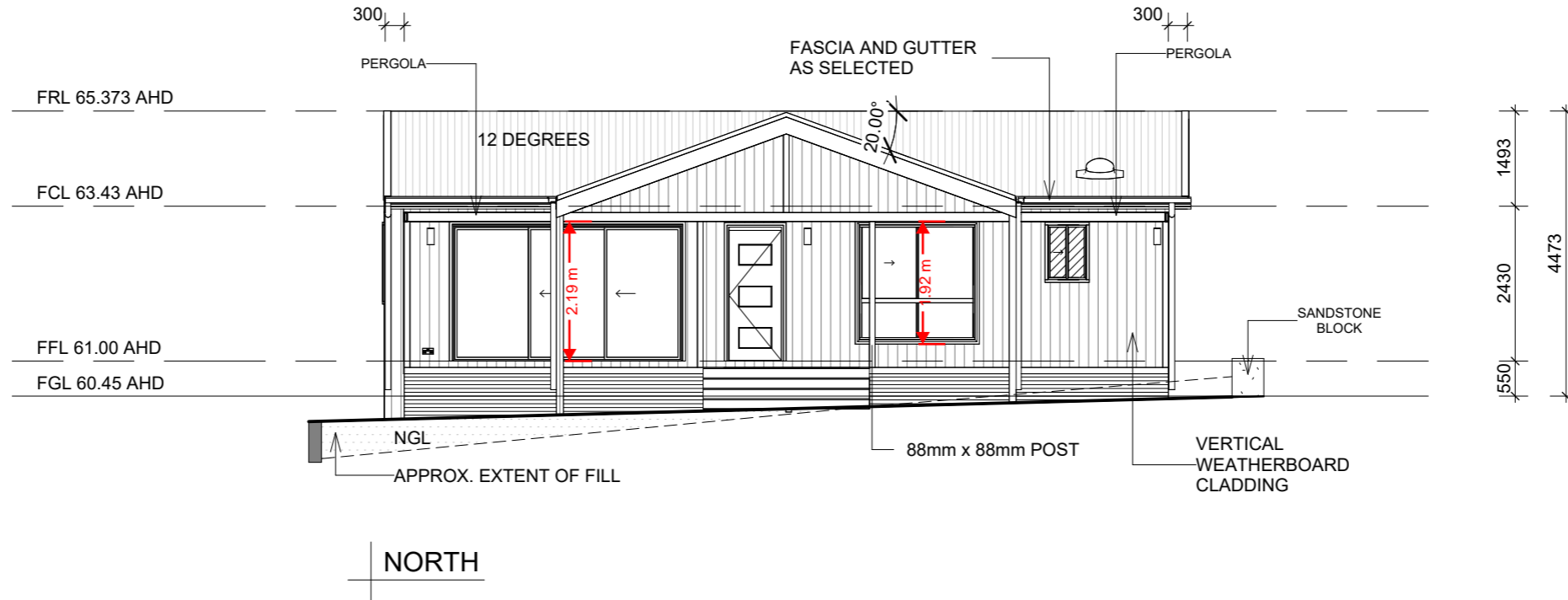
BUILDER TO CHECK AND VERIFY ALL DIMENSIONS AND LEVELS PRIOR TO COMMENCEMENT OF WORK  
 COPY RIGHT OF THE DESIGN AND INFORMATION SHOWN HERE IS OWNED BY THE MANOR GROUP REPRODUCTION OR USE OF THE DESIGN BY ANY PARTY FOR ANY PURPOSE IS EXPRESSLY FORBIDDEN WITHOUT THE WRITTEN PERMISSION OF THE COMPANY

JOB N°: 1238  
 JOB TYPE: PROPOSED RESIDENCE  
 CLIENT: J CURTIS  
 ADDRESS: 1 LITTLE STREET, DEE WHY, NSW

PO BOX 1416 GOSFORD NSW 2250 AUSTRALIA  
 T: 02 4340 8300 F: 02 4340 2080  
 E: info@manor.net.au W: www.manor.net.au

BAL RATING:	N/A	DRAWING:	ELEVATIONS
WIND SPEC:	N3	DRAWING N°:	1238V8
SITE SPEC:	M	REVISION N°: 2	CHECK BY: Planning
SHEET N°:	06 of 16	SCALE: 1:100	DRAW BY: DH

**ISSUED FOR APPROVAL**



**LEGEND**

FGL	DENOTES FINISH GROUND LEVEL
FFL	DENOTES FINISH FLOOR LEVEL
FCL	DENOTES FINISH CEILING LEVEL
FRL	DENOTES FINISH RIDGE LEVEL

**NOTES:**  
 1. HEIGHTS BETWEEN FFL & FGL SHOWN HERE ARE APPROXIMATES  
 2. REFER TO COLOUR SELECTIONS DOCUMENT FOR ALL SELECTIONS, MATERIALS, COLOURS AND FINISHES.

CLIENT DRAWING APPROVAL  
 DRAWINGS HAVE BEEN REVIEWED AND APPROVED (WITH OR WITHOUT COMMENTS) IN CONJUNCTION WITH STANDARD INCLUSIONS, AGREED SELECTIONS, COUNCIL & CONDITIONS, & AGREED VARIATIONS (WHERE UPGRADES HAVE BEEN SELECTED).

NAME/S: \_\_\_\_\_  
 DATE: \_\_\_\_\_

PLEASE NOTE THAT NO CHANGES WILL BE ENCOURAGED ON THIS PLAN AFTER SIGNING. ANY CHANGE REQUESTS POST SIGNING WILL BE SUBJECTED TO FURTHER REVIEW AND ADDITIONAL COSTS.

NO.	REVISION NOTE	DATE	BY
1	Update as per markups plan	16/04/2025	MTK
2	Update as per markups plan	18/04/2025	MTK

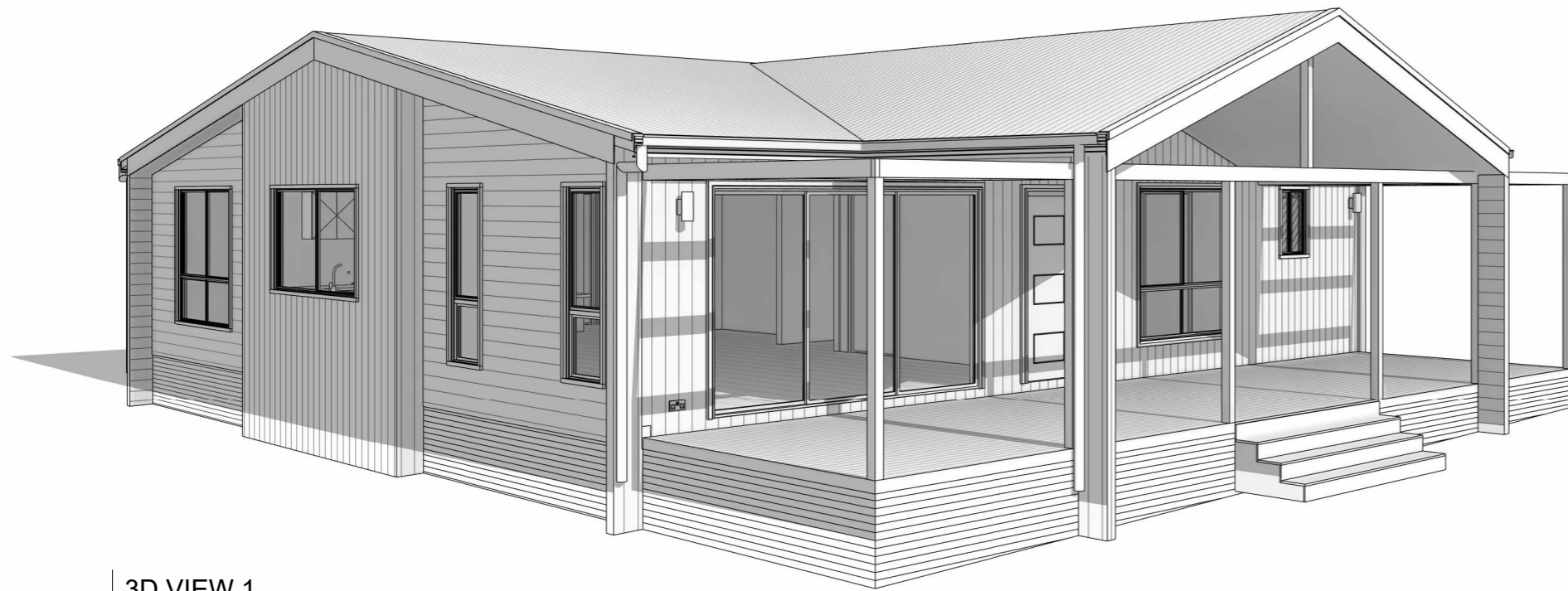
BUILDER TO CHECK AND VERIFY ALL DIMENSIONS AND LEVELS PRIOR TO COMMENCEMENT OF WORK  
 COPY RIGHT OF THE DESIGN AND INFORMATION SHOWN HERE IS OWNED BY THE MANOR GROUP REPRODUCTION OR USE OF THE DESIGN BY ANY PARTY FOR ANY PURPOSE IS EXPRESSLY FORBIDDEN WITHOUT THE WRITTEN PERMISSION OF THE COMPANY

JOB N°: 1238  
 JOB TYPE: PROPOSED RESIDENCE  
 CLIENT: J CURTIS  
 ADDRESS: 1 LITTLE STREET, DEE WHY, NSW

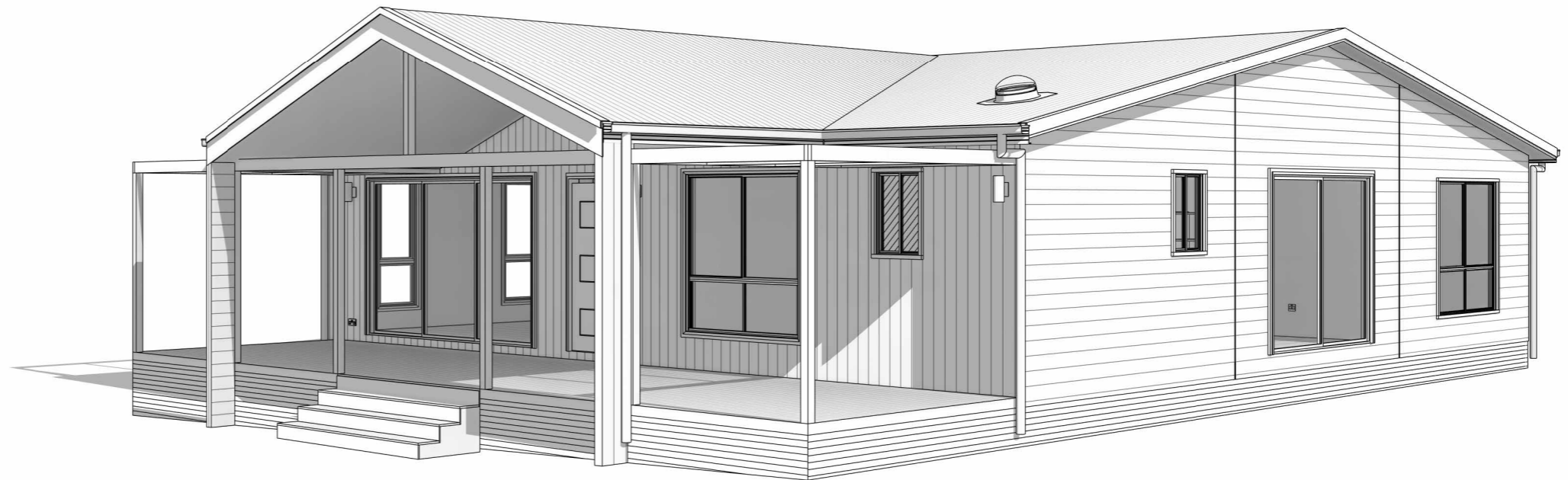
manor  
 BUILT FOR LIVING.  
 PO BOX 1416 GOSFORD NSW 2250 AUSTRALIA  
 T: 02 4340 8300 F: 02 4340 2080  
 E: info@manor.net.au W: www.manor.net.au

**ISSUED FOR APPROVAL**

BAL RATING:	N/A	DRAWING:	ELEVATIONS
WIND SPEC:	N3	DRAWING N°:	1238V8
SITE SPEC:	M	REVISION N°: 2	CHECK BY: Planning
SHEET N°:	07 of 16	SCALE: 1:100	DRAW BY: DH



3D VIEW 1



3D VIEW 2

CLIENT DRAWING APPROVAL  
 DRAWINGS HAVE BEEN REVIEWED AND APPROVED (WITH OR WITHOUT COMMENTS) IN CONJUNCTION WITH STANDARD INCLUSIONS, AGREED SELECTIONS, COUNCIL & CONDITIONS, & AGREED VARIATIONS (WHERE UPGRADES HAVE BEEN SELECTED).

NAME/S: \_\_\_\_\_

DATE: \_\_\_\_\_

PLEASE NOTE THAT NO CHANGES WILL BE ENCOURAGED ON THIS PLAN AFTER SIGNING. ANY CHANGE REQUESTS POST SIGNING WILL BE SUBJECTED TO FURTHER REVIEW AND ADDITIONAL COSTS.

NO.	REVISION NOTE	DATE	BY
1	Update as per markups plan	16/04/2025	MTK
2	Update as per markups plan	18/04/2025	MTK

BUILDER TO CHECK AND VERIFY ALL DIMENSIONS AND LEVELS PRIOR TO COMMENCEMENT OF WORK  
 COPY RIGHT OF THE DESIGN AND INFORMATION SHOWN HERE IS OWNED BY THE MANOR GROUP REPRODUCTION OR USE OF THE DESIGN BY ANY PARTY FOR ANY PURPOSE IS EXPRESSLY FORBIDDEN WITHOUT THE WRITTEN PERMISSION OF THE COMPANY

JOB N°: 1238  
 JOB TYPE: PROPOSED RESIDENCE  
 CLIENT: J CURTIS  
 ADDRESS: 1 LITTLE STREET, DEE WHY, NSW

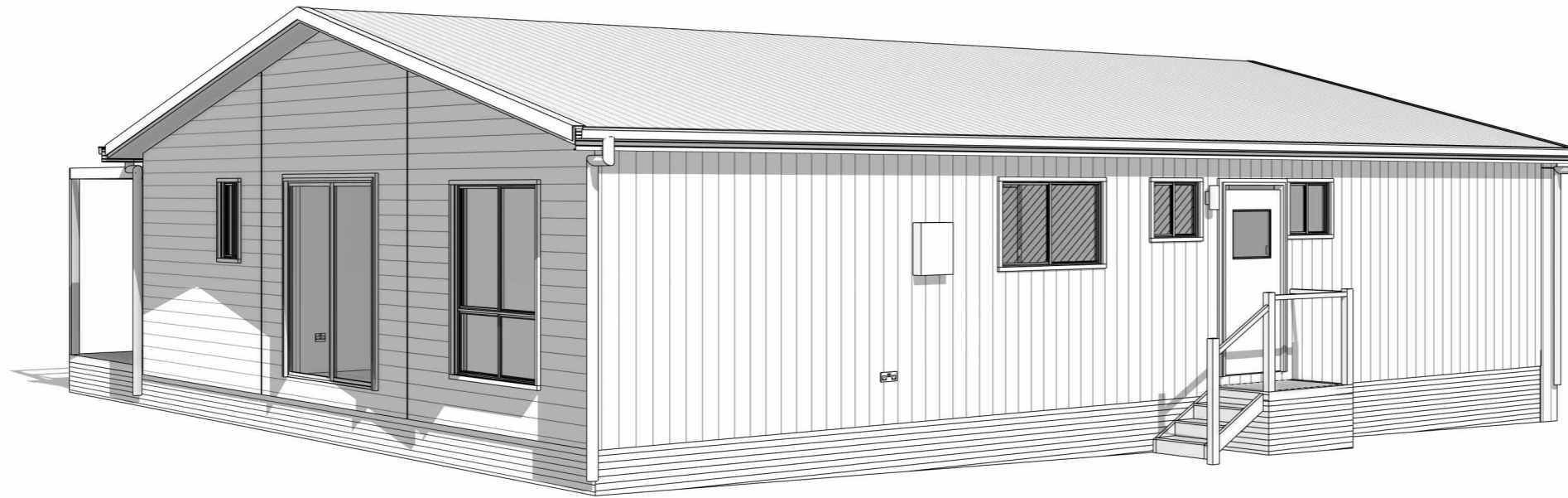


**manor**  
 BUILT FOR LIVING.  
 PO BOX 1416 GOSFORD NSW 2250 AUSTRALIA  
 T: 02 4340 8300 F: 02 4340 2080  
 E: info@manor.net.au W: www.manor.net.au

## ISSUED FOR APPROVAL

BAL RATING:	N/A	DRAWING:	PERSPECTIVE
WIND SPEC:	N3	DRAWING N°:	1238V8
SITE SPEC:	M	REVISION N°: 2	CHECK BY: Planning
SHEET N°:	08 of 16	SCALE:	DRAW BY: DH





3D VIEW 3



3D VIEW 4

CLIENT DRAWING APPROVAL  
 DRAWINGS HAVE BEEN REVIEWED AND APPROVED (WITH OR WITHOUT COMMENTS) IN CONJUNCTION WITH STANDARD INCLUSIONS, AGREED SELECTIONS, COUNCIL & CONDITIONS, & AGREED VARIATIONS (WHERE UPGRADES HAVE BEEN SELECTED).

NAME/S: \_\_\_\_\_

DATE: \_\_\_\_\_

PLEASE NOTE THAT NO CHANGES WILL BE ENCOURAGED ON THIS PLAN AFTER SIGNING. ANY CHANGE REQUESTS POST SIGNING WILL BE SUBJECTED TO FURTHER REVIEW AND ADDITIONAL COSTS.

NO.	REVISION NOTE	DATE	BY
1	Update as per markups plan	16/04/2025	MTK

BUILDER TO CHECK AND VERIFY ALL DIMENSIONS AND LEVELS PRIOR TO COMMENCEMENT OF WORK  
 COPY RIGHT OF THE DESIGN AND INFORMATION SHOWN HERE IS OWNED BY THE MANOR GROUP REPRODUCTION OR USE OF THE DESIGN BY ANY PARTY FOR ANY PURPOSE IS EXPRESSLY FORBIDDEN WITHOUT THE WRITTEN PERMISSION OF THE COMPANY

JOB N°: 1238  
 JOB TYPE: PROPOSED RESIDENCE  
 CLIENT: J CURTIS  
 ADDRESS: 1 LITTLE STREET, DEE WHY, NSW

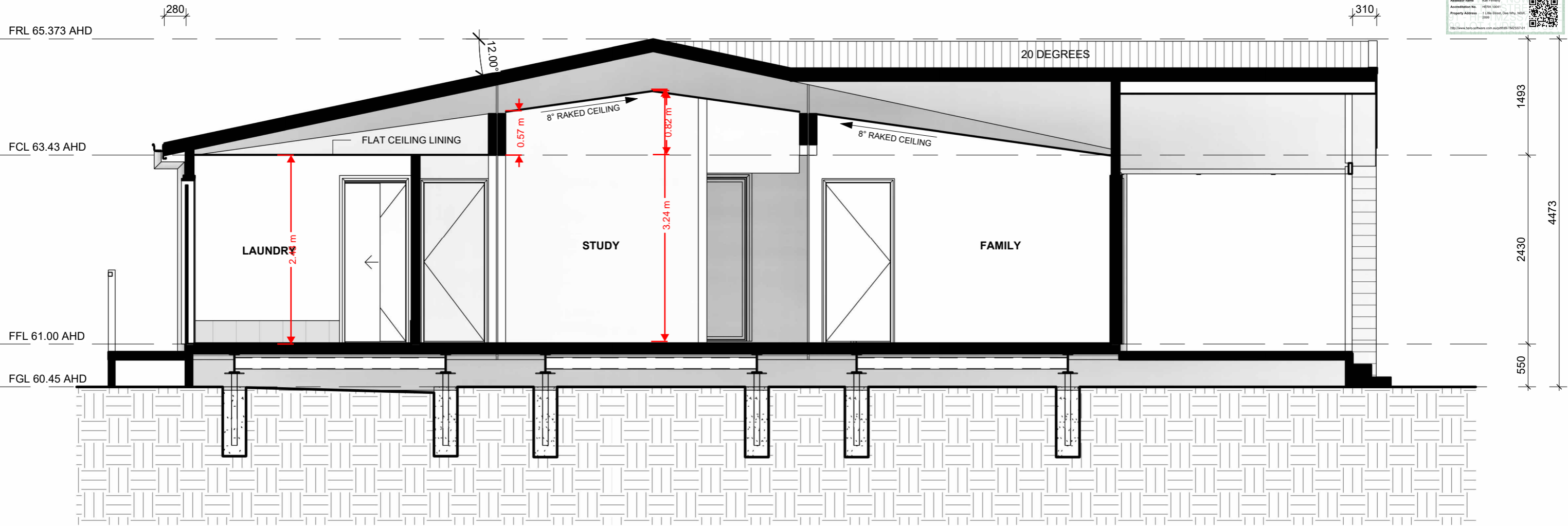


**manor**  
 BUILT FOR LIVING.

PO BOX 1416 GOSFORD NSW 2250 AUSTRALIA  
 T: 02 4340 8300 F: 02 4340 2080  
 E: info@manor.net.au W: www.manor.net.au

**ISSUED FOR APPROVAL**

BAL RATING:	N/A	DRAWING:	PERSPECTIVE
WIND SPEC:	N3	DRAWING N°:	1238V8
SITE SPEC:	M	REVISION N°: 1	CHECK BY: Planning
SHEET N°:	09 of 16	SCALE:	DRAW BY: DH



SECTION AA

**LEGEND**

FGL	DENOTES FINISH GROUND LEVEL
FFL	DENOTES FINISH FLOOR LEVEL
FCL	DENOTES FINISH CEILING LEVEL
FRL	DENOTES FINISH RIDGE LEVEL

MAXIMUM RAKED CEILING HEIGHT: TBC  
 MINIMUM RAKED CEILING HEIGHT: TBC

**NOTES:**  
 1. HEIGHTS BETWEEN FFL & FGL SHOWN HERE ARE APPROXIMATES  
 2. REFER TO COLOUR SELECTIONS DOCUMENT FOR ALL SELECTIONS, MATERIALS, COLOURS AND FINISHES.

**CONSTRUCTION NOTES**

1. SMOKE ALARMS (DIRECT WIRING) TO BE INSTALLED IN ACCORDANCE WITH THE NCC NSW 9.5.1 POSITION TO BE VERIFIED BY THE ELECTRICIAN.
2. TIMBER WORKS TO BE IN ACCORDANCE WITH AS1684.2 RESIDENTIAL TIMBER FRAMED CONSTRUCTION NON-CYCLONIC AREAS, NCC REQUIREMENTS AND ENGINEERS DETAILS.
3. STRUCTURAL STEEL WORK TO BE IN ACCORDANCE WITH AS/NZ4600:2018 COLD FORMED STEEL STRUCTURES, AS 4100:2020 STEEL STRUCTURES, AS 3623:1993, DOMESTIC STEEL FRAMING NON-CYCLONIC AREAS (N3 RATED), NCC REQUIREMENTS AND ENGINEERS DETAILS.
4. WET AREAS IN ACCORDANCE WITH THE NCC PART 10.2
5. WC DOOR REMOVABLE WHERE REQUIRED AND FITTED WITH LIFT OFF HINGES IN ACCORDANCE WITH THE NCC F4D8.

**Summary of Basix Commitments – please refer to certificates for full requirements.**

**Water**

- Shower head: 3 Star
- Toilet: 4 Star
- Kitchen taps: 5 star
- Bathroom taps: 5 star
- Rainwater tank size: 2500L
- Rainwater tank connected to: landscaping, laundry

**Energy**

- Hot water system: Electric Heat Pump
- Cooling System: Ducted AC
- Heating System: Ducted AC
- Clothes Line: Outdoor
- Cooktop type: Induction
- Oven type: Electric
- PV System Size: 2.5kW

**Insulation and glazing**

- Suspended floor: R2.5
- External walls: R2.5
- Internal walls adjacent wet areas: R2.5
- Ceiling: R4.0
- Roof: R1.3
- Glazing: Aluminium DG, Low E

Ceiling fans are required to bedrooms and living rooms

CLIENT DRAWING APPROVAL  
 DRAWINGS HAVE BEEN REVIEWED AND APPROVED (WITH OR WITHOUT COMMENTS) IN CONJUNCTION WITH STANDARD INCLUSIONS, AGREED SELECTIONS, COUNCIL & CONDITIONS, & AGREED VARIATIONS (WHERE UPGRADES HAVE BEEN SELECTED).

NAME/S: \_\_\_\_\_

DATE: \_\_\_\_\_

PLEASE NOTE THAT NO CHANGES WILL BE ENCOURAGED ON THIS PLAN AFTER SIGNING. ANY CHANGE REQUESTS POST SIGNING WILL BE SUBJECT TO FURTHER REVIEW AND ADDITIONAL COSTS.

NO.	REVISION NOTE	DATE	BY
1	Update as per markups plan	16/04/2025	MTK

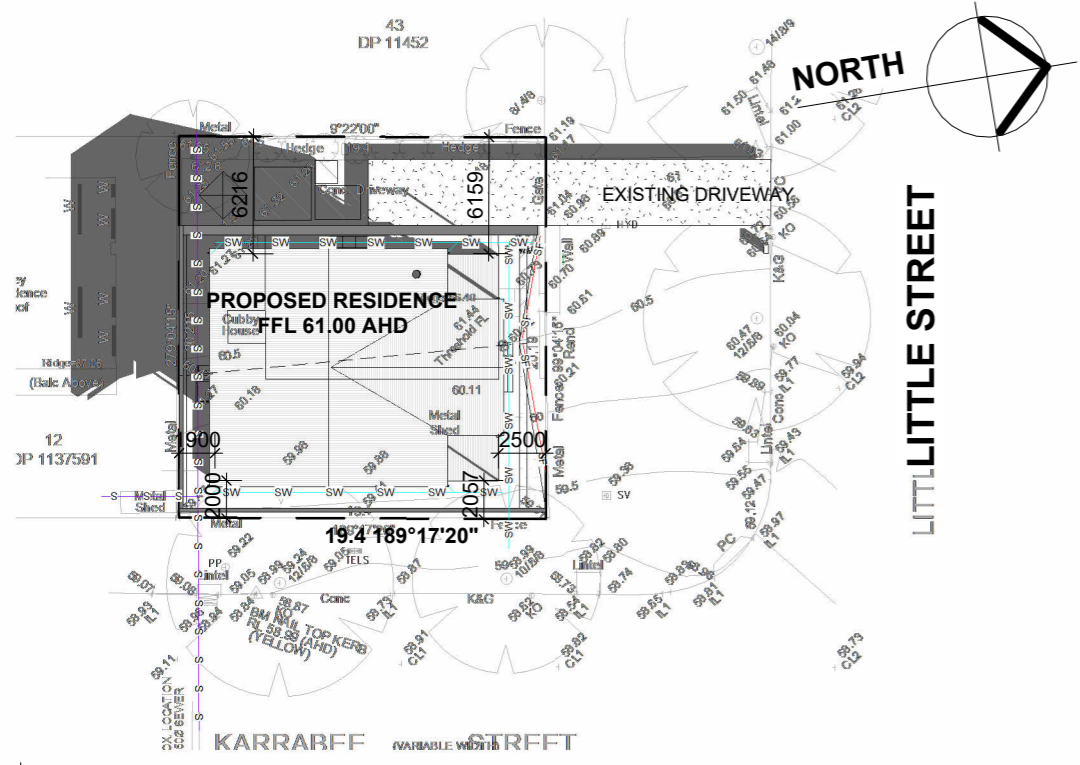
BUILDER TO CHECK AND VERIFY ALL DIMENSIONS AND LEVELS PRIOR TO COMMENCEMENT OF WORK  
 COPY RIGHT OF THE DESIGN AND INFORMATION SHOWN HERE IS OWNED BY THE MANOR GROUP REPRODUCTION OR USE OF THE DESIGN BY ANY PARTY FOR ANY PURPOSE IS EXPRESSLY FORBIDDEN WITHOUT THE WRITTEN PERMISSION OF THE COMPANY

JOB N°: 1238  
 JOB TYPE: PROPOSED RESIDENCE  
 CLIENT: J CURTIS  
 ADDRESS: 1 LITTLE STREET, DEE WHY, NSW

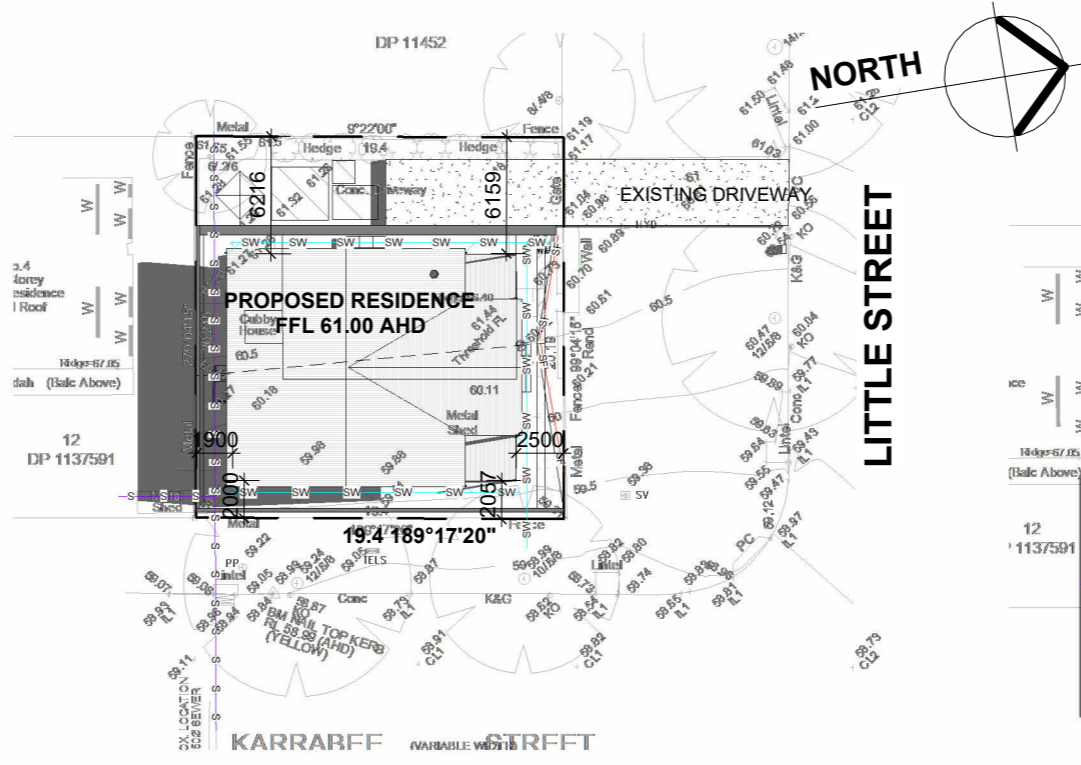
PO BOX 1416 GOSFORD NSW 2250 AUSTRALIA  
 T: 02 4340 8300 F: 02 4340 2080  
 E: info@manor.net.au W: www.manor.net.au

**ISSUED FOR APPROVAL**

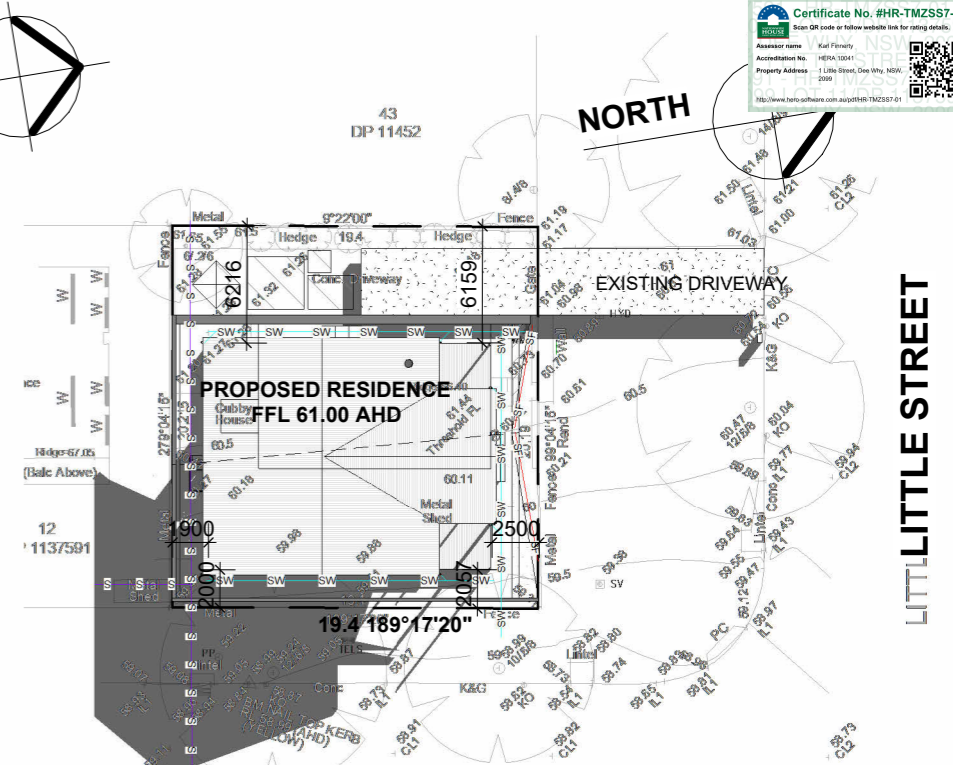
BAL RATING:	N/A	DRAWING:	SECTION PLAN
WIND SPEC:	N3	DRAWING N°:	1238V8
SITE SPEC:	M	REVISION N°: 1	CHECK BY: Planning
SHEET N°:	10 of 16	SCALE: 1:50	DRAW BY: DH



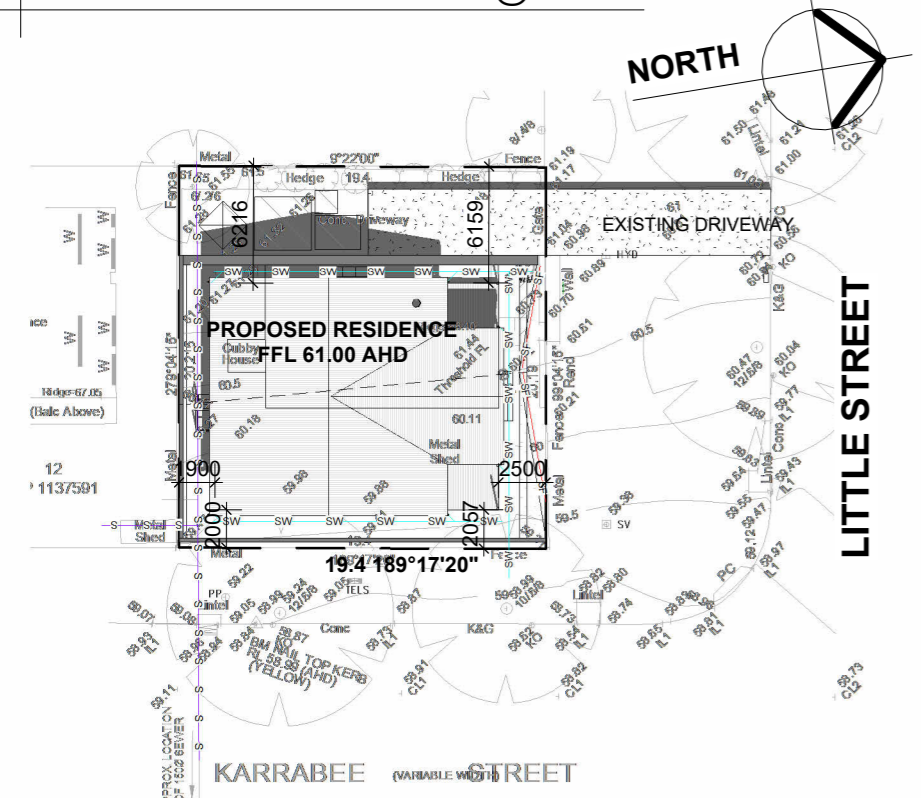
SHADOW DIAGRAM 21st June @ 9am



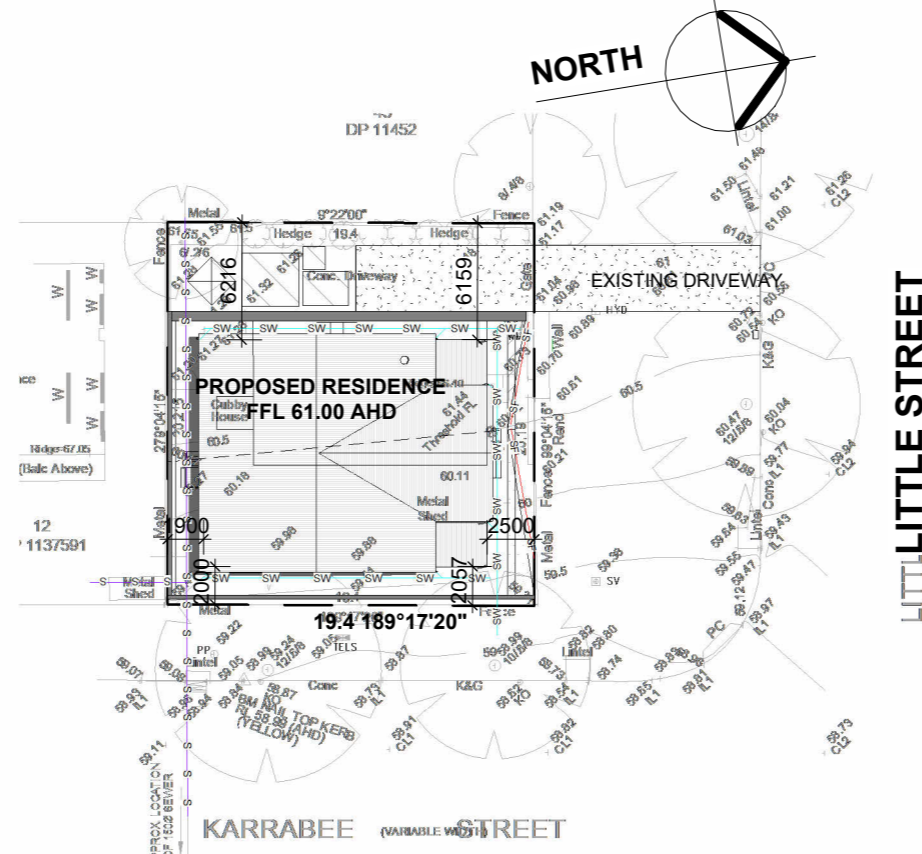
SHADOW DIAGRAM 21st June @ 12pm



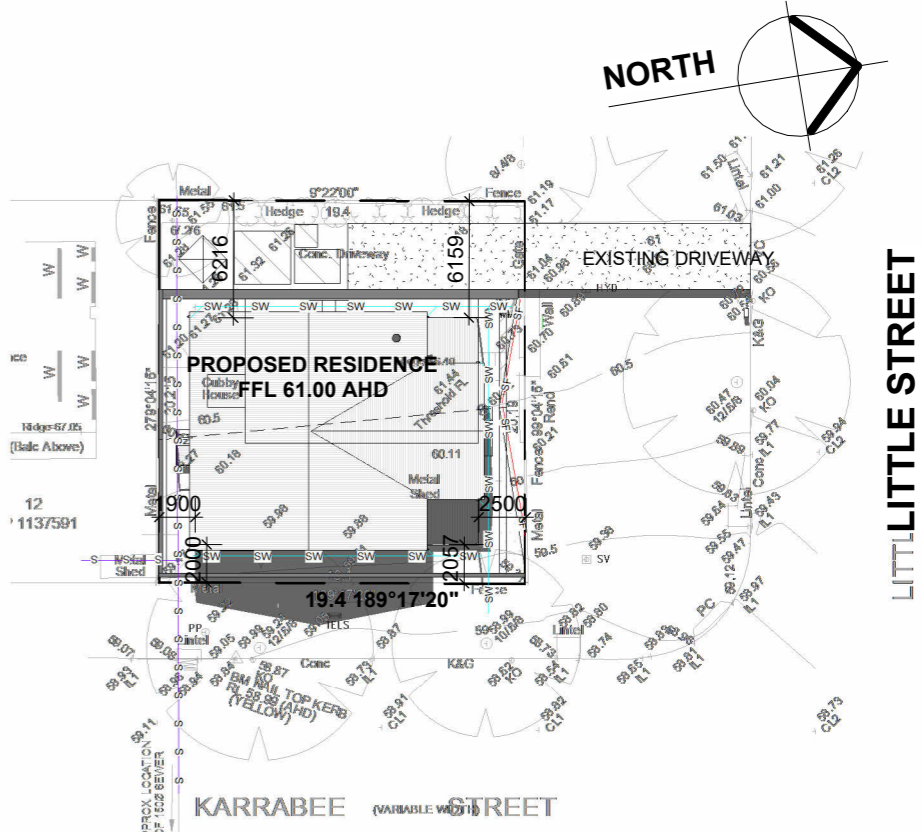
SHADOW DIAGRAM 21st June @ 3pm



SHADOW DIAGRAM 21st December @ 9am



SHADOW DIAGRAM 21st December @ 12pm



SHADOW DIAGRAM 21st December @ 3pm

CLIENT DRAWING APPROVAL  
 DRAWINGS HAVE BEEN REVIEWED AND APPROVED (WITH OR WITHOUT COMMENTS) IN CONJUNCTION WITH STANDARD INCLUSIONS, AGREED SELECTIONS, COUNCIL & CONDITIONS, & AGREED VARIATIONS (WHERE UPGRADES HAVE BEEN SELECTED).

NAME/S: \_\_\_\_\_  
 DATE: \_\_\_\_\_

PLEASE NOTE THAT NO CHANGES WILL BE ENCOURAGED ON THIS PLAN AFTER SIGNING. ANY CHANGE REQUESTS POST SIGNING WILL BE SUBJECTED TO FURTHER REVIEW AND ADDITIONAL COSTS.

NO.	REVISION NOTE	DATE	BY
1	Add Shadow diagram plans	21/05/2025	MTK
2	Update as per requirement 04/06/2025	04/06/2025	MTK


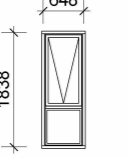
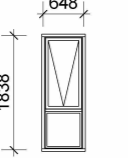
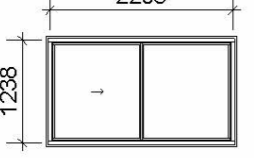
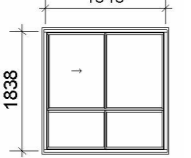
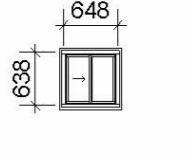
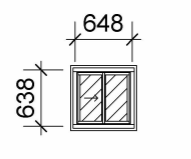
BUILDER TO CHECK AND VERIFY ALL DIMENSIONS AND LEVELS PRIOR TO COMMENCEMENT OF WORK  
 COPY RIGHT OF THE DESIGN AND INFORMATION SHOWN HERE IS OWNED BY THE MANOR GROUP REPRODUCTION OR USE OF THE DESIGN BY ANY PARTY FOR ANY PURPOSE IS EXPRESSLY FORBIDDEN WITHOUT THE WRITTEN PERMISSION OF THE COMPANY

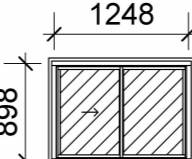
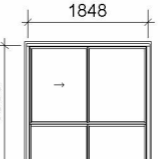
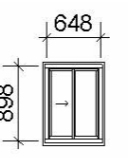
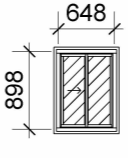
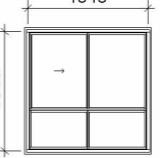
JOB N°: 1238  
 JOB TYPE: PROPOSED RESIDENCE  
 CLIENT: J CURTIS  
 ADDRESS: 1 LITTLE STREET, DEE WHY, NSW

PO BOX 1416 GOSFORD NSW 2250 AUSTRALIA  
 T: 02 4340 8300 F: 02 4340 2080  
 E: info@manor.net.au W: www.manor.net.au

BAL RATING:	N/A	DRAWING:	SHADOW DIAGRAMS
WIND SPEC:	N3	DRAWING N°:	1238V8
SITE SPEC:	M	REVISION N°: 2	CHECK BY: Planning
SHEET N°:	11 of 16	SCALE: 1:400	DRAW BY: DH

ISSUED FOR APPROVAL

WINDOWS									
MARK	LOCATION	CODE	SHAPE IMAGE	VIEW	HEIGHT	WIDTH	DESCRIPTION	GLAZING TYPE	COUNT
SOLAR TUBE	ENS	B3020110		SOLAR TUBE	38	38	TGR 014	CLEAR	1
W01	FAMILY	W/F1806		VIEWING FROM OUTSIDE	1838	648	ESSENTIAL AWNING WINDOW (52mm)	CLEAR	1
W02	FAMILY	W/F1806		VIEWING FROM OUTSIDE	1838	648	ESSENTIAL AWNING WINDOW (52mm)	CLEAR	1
W03	KITCHEN	XO1222		VIEWING FROM OUTSIDE	1238	2208	ESSENTIAL SLIDING WINDOW (52mm)	CLEAR	1
W04	BED 2	XO/OO1818		VIEWING FROM OUTSIDE	1838	1848	ESSENTIAL SLIDING WINDOW (52mm)	CLEAR	1
W05	LAUNDRY	XO0606		VIEWING FROM OUTSIDE	638	648	ESSENTIAL SLIDING WINDOW (52mm)	CLEAR	1
W06	WC	XO0606		VIEWING FROM OUTSIDE	638	648	ESSENTIAL SLIDING WINDOW (52mm)	FROSTED	1

WINDOWS														
MARK	LOCATION	CODE	SHAPE IMAGE	VIEW	HEIGHT	WIDTH	DESCRIPTION	GLAZING TYPE	COUNT					
W07	BATH	XO0912		VIEWING FROM OUTSIDE	898	1248	ESSENTIAL SLIDING WINDOW (52mm)	FROSTED	1					
W08	BED 3	XO/OO1818		VIEWING FROM OUTSIDE	1838	1848	ESSENTIAL SLIDING WINDOW (52mm)	CLEAR	1					
W09	WIR	XO0906		VIEWING FROM OUTSIDE	898	648	ESSENTIAL SLIDING WINDOW (52mm)	CLEAR	1					
W10	ENS	XO0906		VIEWING FROM OUTSIDE	898	648	ESSENTIAL SLIDING WINDOW (52mm)	FROSTED	1					
W11	BED 1	XO/OO1818		VIEWING FROM OUTSIDE	1838	1848	ESSENTIAL SLIDING WINDOW (52mm)	CLEAR	1					
TOTAL: 12														



CLIENT DRAWING APPROVAL  
DRAWINGS HAVE BEEN REVIEWED AND APPROVED (WITH OR WITHOUT COMMENTS) IN CONJUNCTION WITH STANDARD INCLUSIONS, AGREED SELECTIONS, COUNCIL & CONDITIONS, & AGREED VARIATIONS (WHERE UPGRADES HAVE BEEN SELECTED).

NOTES:  
1. REFER TO COLOUR SELECTIONS DOCUMENT FOR ALL SELECTIONS, MATERIALS, COLOURS AND FINISHES.  
2. WINDOW SIZES NOMINATED ARE NOMINAL ONLY. ACTUAL SIZE MAY VARY ACCORDING TO MANUFACTURER.  
3. REFER TO FLOOR PLAN & ELEVATIONS FOR OPENING DIRECTION. ARROW DETONATES WHICH WAY THE WINDOW OPENS.

NAME/S: \_\_\_\_\_  
DATE: \_\_\_\_\_  
PLEASE NOTE THAT NO CHANGES WILL BE ENCOURAGED ON THIS PLAN AFTER SIGNING. ANY CHANGE REQUESTS POST SIGNING WILL BE SUBJECT TO FURTHER REVIEW AND ADDITIONAL COSTS.

NO.	REVISION NOTE	DATE	BY
1	Update as per markups plan	16/04/2025	MTK

BUILDER TO CHECK AND VERIFY ALL DIMENSIONS AND LEVELS PRIOR TO COMMENCEMENT OF WORK  
COPY RIGHT OF THE DESIGN AND INFORMATION SHOWN HERE IS OWNED BY THE MANOR GROUP REPRODUCTION OR USE OF THE DESIGN BY ANY PARTY FOR ANY PURPOSE IS EXPRESSLY FORBIDDEN WITHOUT THE WRITTEN PERMISSION OF THE COMPANY

JOB N°: 1238  
JOB TYPE: PROPOSED RESIDENCE  
CLIENT: J CURTIS  
ADDRESS: 1 LITTLE STREET, DEE WHY, NSW



PO BOX 1416 GOSFORD NSW 2250 AUSTRALIA  
T: 02 4340 8300 F: 02 4340 2080  
E: info@manor.net.au W: www.manor.net.au

BAL RATING:	N/A	DRAWING:	WINDOWS SCHEDULE
WIND SPEC:	N3	DRAWING N°:	1238V8
SITE SPEC:	M	REVISION N°: 1	CHECK BY: Planning
SHEET N°:	12 of 16	SCALE:	DRAW BY: DH

ISSUED FOR APPROVAL

EXTERNAL DOORS								
MARK	LOCATION	CODE	SHAPE IMAGE	VIEW	HEIGHT	WIDTH	DESCRIPTION	COUNT
D01	FAMILY	820		VIEWING FROM OUTSIDE	2040	820	TIMBER HINGED DOOR	1
D02	LAUNDRY	820		VIEWING FROM OUTSIDE	2040	820	TIMBER HINGED DOOR	1
D03	LOUNGE	ASDI2124		VIEWING FROM OUTSIDE	2100	2410	SLIDING DOOR	1
D15	FAMILY	ASSD2136		VIEWING FROM OUTSIDE	2110	3576	SLIDING STACKING DOORS	1
TOTAL: 4								

INTERNAL ROBE DOORS												
MARK	LOCATION	CODE	SHAPE IMAGE	VIEW	HEIGHT	WIDTH	PANEL W	DESCRIPTION	COUNT			
D13	BED 2	3/870		VIEWING FROM OUTSIDE	2115	2610	870	ROBE SLIDING DOORS	1			
D14	BED 3	3/870		VIEWING FROM OUTSIDE	2115	2610	870	ROBE SLIDING DOORS	1			
TOTAL: 2												

NOTES:  
 1. REFER TO COLOUR SELECTIONS DOCUMENT FOR ALL SELECTIONS, MATERIALS, COLOURS AND FINISHES.  
 2. WINDOW SIZES NOMINATED ARE NOMINAL ONLY. ACTUAL SIZE MAY VARY ACCORDING TO MANUFACTURER.  
 3. REFER TO FLOOR PLAN & ELEVATIONS FOR OPENING DIRECTION. ARROW DETONATES WHICH WAY THE WINDOW OPENS.

CLIENT DRAWING APPROVAL  
 DRAWINGS HAVE BEEN REVIEWED AND APPROVED (WITH OR WITHOUT COMMENTS) IN CONJUNCTION WITH STANDARD INCLUSIONS, AGREED SELECTIONS, COUNCIL & CONDITIONS, & AGREED VARIATIONS (WHERE UPGRADES HAVE BEEN SELECTED).

NAME/S: \_\_\_\_\_  
 DATE: \_\_\_\_\_

PLEASE NOTE THAT NO CHANGES WILL BE ENCOURAGED ON THIS PLAN AFTER SIGNING. ANY CHANGE REQUESTS POST SIGNING WILL BE SUBJECTED TO FURTHER REVIEW AND ADDITIONAL COSTS.

NO.	REVISION NOTE	DATE	BY
1	Update as per markups plan	16/04/2025	MTK

BUILDER TO CHECK AND VERIFY ALL DIMENSIONS AND LEVELS PRIOR TO COMMENCEMENT OF WORK  
 COPY RIGHT OF THE DESIGN AND INFORMATION SHOWN HERE IS OWNED BY THE MANOR GROUP REPRODUCTION OR USE OF THE DESIGN BY ANY PARTY FOR ANY PURPOSE IS EXPRESSLY FORBIDDEN WITHOUT THE WRITTEN PERMISSION OF THE COMPANY

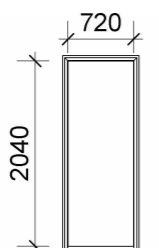
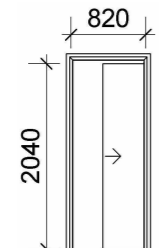
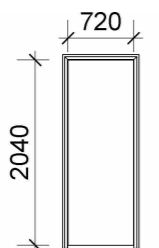
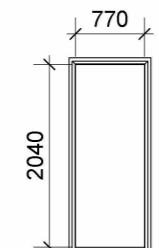
JOB N°: 1238  
 JOB TYPE: PROPOSED RESIDENCE  
 CLIENT: J CURTIS  
 ADDRESS: 1 LITTLE STREET, DEE WHY, NSW

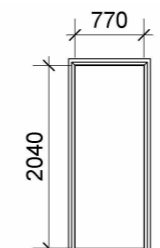
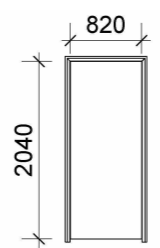
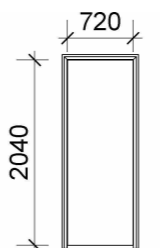
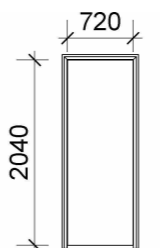
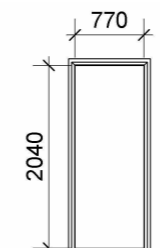
PO BOX 1416 GOSFORD NSW 2250 AUSTRALIA  
 T: 02 4340 8300 F: 02 4340 2080  
 E: info@manor.net.au W: www.manor.net.au

BAL RATING:	N/A	DRAWING:	DOORS SCHEDULE
WIND SPEC:	N3	DRAWING N°:	1238V8
SITE SPEC:	M	REVISION N°: 1	CHECK BY: Planning
SHEET N°:	13 of 16	SCALE:	DRAW BY: DH



ISSUED FOR APPROVAL

INTERNAL DOORS							
MARK	LOCATION	SHAPE IMAGE	VIEW	HEIGHT	WIDTH	DESCRIPTION	COUNT
D04	LINEN		VIEWING FROM OUTSIDE	2040	720	INTERNAL SINGLE DOOR	1
D05	LAUNDRY		VIEWING FROM OUTSIDE	2040	820	INTERNAL CAVITY SLIDER	1
D06	WC.		VIEWING FROM OUTSIDE	2040	720	INTERNAL SINGLE DOOR LIFT OFF HINGES	1
D07	LAUNDRY		VIEWING FROM OUTSIDE	2040	770	INTERNAL SINGLE DOOR	1

INTERNAL DOORS							
MARK	LOCATION	SHAPE IMAGE	VIEW	HEIGHT	WIDTH	DESCRIPTION	COUNT
D08	BED 3		VIEWING FROM OUTSIDE	2040	770	INTERNAL SINGLE DOOR	1
D09	BED 1		VIEWING FROM OUTSIDE	2040	820	INTERNAL SINGLE DOOR	1
D10	W.I.R.		VIEWING FROM OUTSIDE	2040	720	INTERNAL SINGLE DOOR	1
D11	ENSUITE		VIEWING FROM OUTSIDE	2040	720	INTERNAL SINGLE DOOR	1
D012	BED 2		VIEWING FROM OUTSIDE	2040	770	INTERNAL SINGLE DOOR	1
TOTAL: 9							

NOTES:  
 1. REFER TO COLOUR SELECTIONS DOCUMENT FOR ALL SELECTIONS, MATERIALS, COLOURS AND FINISHES.  
 2. WINDOW SIZES NOMINATED ARE NOMINAL ONLY. ACTUAL SIZE MAY VARY ACCORDING TO MANUFACTURER.  
 3. REFER TO FLOOR PLAN & ELEVATIONS FOR OPENING DIRECTION. ARROW DETONATES WHICH WAY THE WINDOW OPENS.

CLIENT DRAWING APPROVAL  
 DRAWINGS HAVE BEEN REVIEWED AND APPROVED (WITH OR WITHOUT COMMENTS) IN CONJUNCTION WITH STANDARD INCLUSIONS, AGREED SELECTIONS, COUNCIL & CONDITIONS, & AGREED VARIATIONS (WHERE UPGRADES HAVE BEEN SELECTED).

NAME/S: \_\_\_\_\_

DATE: \_\_\_\_\_

PLEASE NOTE THAT NO CHANGES WILL BE ENCOURAGED ON THIS PLAN AFTER SIGNING. ANY CHANGE REQUESTS POST SIGNING WILL BE SUBJECT TO FURTHER REVIEW AND ADDITIONAL COSTS.

NO.	REVISION NOTE	DATE	BY
1	Update as per markups plan	16/04/2025	MTK

BUILDER TO CHECK AND VERIFY ALL DIMENSIONS AND LEVELS PRIOR TO COMMENCEMENT OF WORK  
 COPY RIGHT OF THE DESIGN AND INFORMATION SHOWN HERE IS OWNED BY THE MANOR GROUP REPRODUCTION OR USE OF THE DESIGN BY ANY PARTY FOR ANY PURPOSE IS EXPRESSLY FORBIDDEN WITHOUT THE WRITTEN PERMISSION OF THE COMPANY


JOB N°: 1238  
 JOB TYPE: PROPOSED RESIDENCE  
 CLIENT: J CURTIS  
 ADDRESS: 1 LITTLE STREET, DEE WHY, NSW



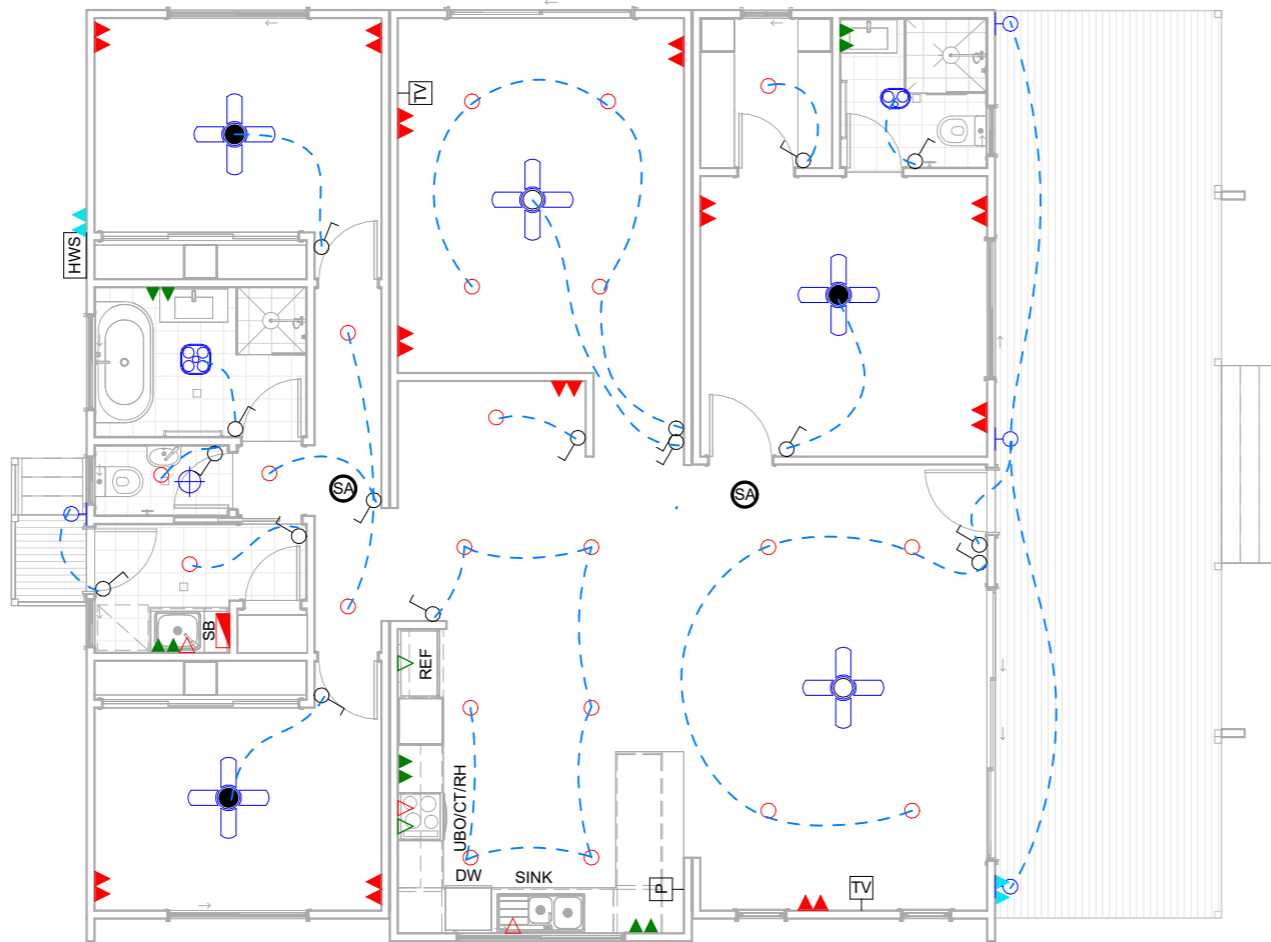
PO BOX 1416 GOSFORD NSW 2250 AUSTRALIA  
 T: 02 4340 8300 F: 02 4340 2080  
 E: info@manor.net.au W: www.manor.net.au

BAL RATING: N/A  
 WIND SPEC: N3  
 SITE SPEC: M  
 SHEET N°: 14 of 16

DRAWING: DOORS SCHEDULE  
 DRAWING N°: 1238V8  
 REVISION N°: 1 CHECK BY: Planning  
 SCALE: DRAW BY: DH



ISSUED FOR APPROVAL



ELECTRICAL SCHEDULE			
		SA	ACTUAL
	CEILING FAN		2
	CEILING FAN LIGHT		3
	COACHLIGHTS		4
	COMBINATION FAN/LIGHT/HEATER - 2 lamp EXTERNAL DUCTED		1
	COMBINATION FAN/LIGHT/HEATER - 4 lamp EXTERNAL DUCTED		1
	DOUBLE POWER POINT @300mFFL		12
	DOUBLE POWER POINT ABOVE BENCH		5
	DOUBLE WEATHER PROOF POWER POINT		2
	DOWNLIGHT		21
	EXHAUST FAN		1
	HOT WATER SERVICE		1
	SINGLE POWER POINT ABOVE BENCH IN CUPBOARD		2
	SINGLE POWER POINT IN CUPBOARD		3
	SMOKE ALARM		2
	SUB-BOARD		1
	SWITCHS 1350 ABOVE FFL		16
	TELEPHONE OUTLET		1
	TELEVISION OUTLET		2

ELECTRICAL CABLE  
 ALL SWITCHES TO BE POSITIONED VERTICALLY  
 ALL POWER POINTS TO BE POSITIONED HORIZONATLLY

CLIENT DRAWING APPROVAL  
 DRAWINGS HAVE BEEN REVIEWED AND APPROVED (WITH OR WITHOUT COMMENTS) IN CONJUNCTION WITH STANDARD INCLUSIONS, AGREED SELECTIONS, COUNCIL & CONDITIONS, & AGREED VARIATIONS (WHERE UPGRADES HAVE BEEN SELECTED).

NAME/S: \_\_\_\_\_  
 DATE: \_\_\_\_\_

PLEASE NOTE THAT NO CHANGES WILL BE ENCOURAGED ON THIS PLAN AFTER SIGNING. ANY CHANGE REQUESTS POST SIGNING WILL BE SUBJECTED TO FURTHER REVIEW AND ADDITIONAL COSTS.

NO.	REVISION NOTE	DATE	BY
1	Update as per markups plan	16/04/2025	MTK

BUILDER TO CHECK AND VERIFY ALL DIMENSIONS AND LEVELS PRIOR TO COMMENCEMENT OF WORK  
 COPY RIGHT OF THE DESIGN AND INFORMATION SHOWN HERE IS OWNED BY THE MANOR GROUP REPRODUCTION OR USE OF THE DESIGN BY ANY PARTY FOR ANY PURPOSE IS EXPRESSLY FORBIDDEN WITHOUT THE WRITTEN PERMISSION OF THE COMPANY

JOB N°: 1238  
 JOB TYPE: PROPOSED RESIDENCE  
 CLIENT: J CURTIS  
 ADDRESS: 1 LITTLE STREET, DEE WHY, NSW

PO BOX 1416 GOSFORD NSW 2250 AUSTRALIA  
 T: 02 4340 8300 F: 02 4340 2080  
 E: info@manor.net.au W: www.manor.net.au

BAL RATING:	N/A	DRAWING:	ELECTRICAL PLAN
WIND SPEC:	N3	DRAWING N°:	1238V8
SITE SPEC:	M	REVISION N°: 1	CHECK BY: Planning
SHEET N°:	15 of 16	SCALE: 1:100	DRAW BY: DH

ISSUED FOR APPROVAL

# OVERVIEW - External Selections.

## 1236 Curtis

**Client approval**

Initial:

**ROOF / GUTTERS - COLORBOND SHALE GREY**

**FASCIA - COLORBOND DOVER WHITE**

**CLADDING FEATURE COLOUR - FRONT ONLY**  
 TAUBMANS BLUE SHAMROCK

**CLADDING COLOUR - SIDES AND BACK**  
 TAUBMANS ALPINE SNOW

**WINDOWS**  
 PEARL WHITE

**CLADDING PROFILE - FRONT**  
 WEATHERGROOVE SMOOTH 150

**CLADDING PROFILE - SIDES OF HOUSE**  
 ECOGROOVE SMOOTH 150

**CLADDING PROFILE - REAR**  
 WEATHERGROOVE SMOOTH 150

**ARCHITRAVES 90**  
**POSTS / HANDRAILS**  
**EAVES / RAFTERS**  
**ENTRY /REAR DOORS**  
 TAUBMANS CRISP WHITE

**MODWOOD DECKING / STAIR TREADS**  
 XTREME GUARD GROOVED  
 SANDY BAY

**SUBFLOOR SKIRTING**  
 TAUBMANS SHALE GREY

CLIENT DRAWING APPROVAL  
 DRAWINGS HAVE BEEN REVIEWED AND APPROVED (WITH OR WITHOUT COMMENTS) IN CONJUNCTION WITH STANDARD INCLUSIONS, AGREED SELECTIONS, COUNCIL & CONDITIONS, & AGREED VARIATIONS (WHERE UPGRADES HAVE BEEN SELECTED).

NAME/S: \_\_\_\_\_  
 DATE: \_\_\_\_\_

PLEASE NOTE THAT NO CHANGES WILL BE ENCOURAGED ON THIS PLAN AFTER SIGNING. ANY CHANGE REQUESTS POST SIGNING WILL BE SUBJECTED TO FURTHER REVIEW AND ADDITIONAL COSTS.

NO.	REVISION NOTE	DATE	BY

BUILDER TO CHECK AND VERIFY ALL DIMENSIONS AND LEVELS PRIOR TO COMMENCEMENT OF WORK  
 COPY RIGHT OF THE DESIGN AND INFORMATION SHOWN HERE IS OWNED BY THE MANOR GROUP REPRODUCTION OR USE OF THE DESIGN BY ANY PARTY FOR ANY PURPOSE IS EXPRESSLY FORBIDDEN WITHOUT THE WRITTEN PERMISSION OF THE COMPANY

JOB N°: 1238  
 JOB TYPE: PROPOSED RESIDENCE  
 CLIENT: J CURTIS  
 ADDRESS: 1 LITTLE STREET, DEE WHY, NSW



PO BOX 1416 GOSFORD NSW 2250 AUSTRALIA  
 T: 02 4340 8300 F: 02 4340 2080  
 E: info@manor.net.au W: www.manor.net.au

BAL RATING: N/A  
 WIND SPEC: N3  
 SITE SPEC: M  
 SHEET N°: 16 of 16

DRAWING: COLOUR SCHEME  
 DRAWING N°: 1238V8  
 REVISION N°: CHECK BY: Planning  
 SCALE: 1:100 DRAW BY: DH

**ISSUED FOR APPROVAL**