












note: species suitability and number of plants tbc by horticulturalist. scheduled species and locations are indicative of design intent only

code	name	code	name	code	name	code	name	code	name	code	name	code	name								
[1]	philodendron 'Xanadu'	[2]	succulent groundcover	[3]	matilda buffalo lawn	[4]	howea forsteriana	[5]	bambusa guangxiensis	[6]	furcraea foetida	[7]	trachelospermum jasminoides	[8]	ficus macrocarpa hillii flash	[9]	banksia integrifolia	[10]	rhaps excelsa	[11]	cissus 'ellen danica'
																					

Do not scale from drawings. Dimensions are to be checked on site prior to commencement of work. Discrepancies to be brought to the attention of the author. Any dimensions not nominated must be referred to the Architect for confirmation. The concepts and information contained in this document are the copyright of Architect. Use or copying of the document in whole or in part without the written permission of the Architect constitutes an infringement of copyright.