



1. STREETScape MONTAGE - PITTWATER ROAD



2. STREETScape MONTAGE - COLLAROY STREET

**THIS PLAN IS TO BE READ IN CONJUNCTION WITH THE CONDITIONS OF DEVELOPMENT CONSENT**

**DA2021/0004**

CONTRACTORS MUST VERIFY AND CHECK ALL SITE CONDITIONS, DIMENSIONS AND CEILING HEIGHTS BEFORE COMMENCING ANY WORK ON SITE OR PREPARING ANY SHOP DRAWINGS. ANY DISCREPANCIES ARE TO BE REFERRED IMMEDIATELY TO THE DESIGNER FOR CO-ORDINATION.

HEAD CONTRACTOR TO ENSURE ALL WORKS COMPLY WITH CURRENT BCA, ALL RELEVANT AS, DDA AND ALL OTHER STATUTORY REQUIREMENTS.

Rev	Description	Date
A	DEVELOPMENT APPLICATION	16.12.20

This document is Copyright.  
Copyright in this document vests in and remains the property of BigCity Design Pty Ltd. The information in this document is not to be used, reproduced or circulated without the express written permission of BigCity Design Pty Ltd. The information in this document is not to be used for any project other than the project for which this document has been produced.

Services Engineer:



Structural Engineer:



BigCity Design PO Box 526 Turramurra NSW 2074  
P 9943 1036 F 9943 1037  
E dimitra@bigcitydesign.com.au

Client:



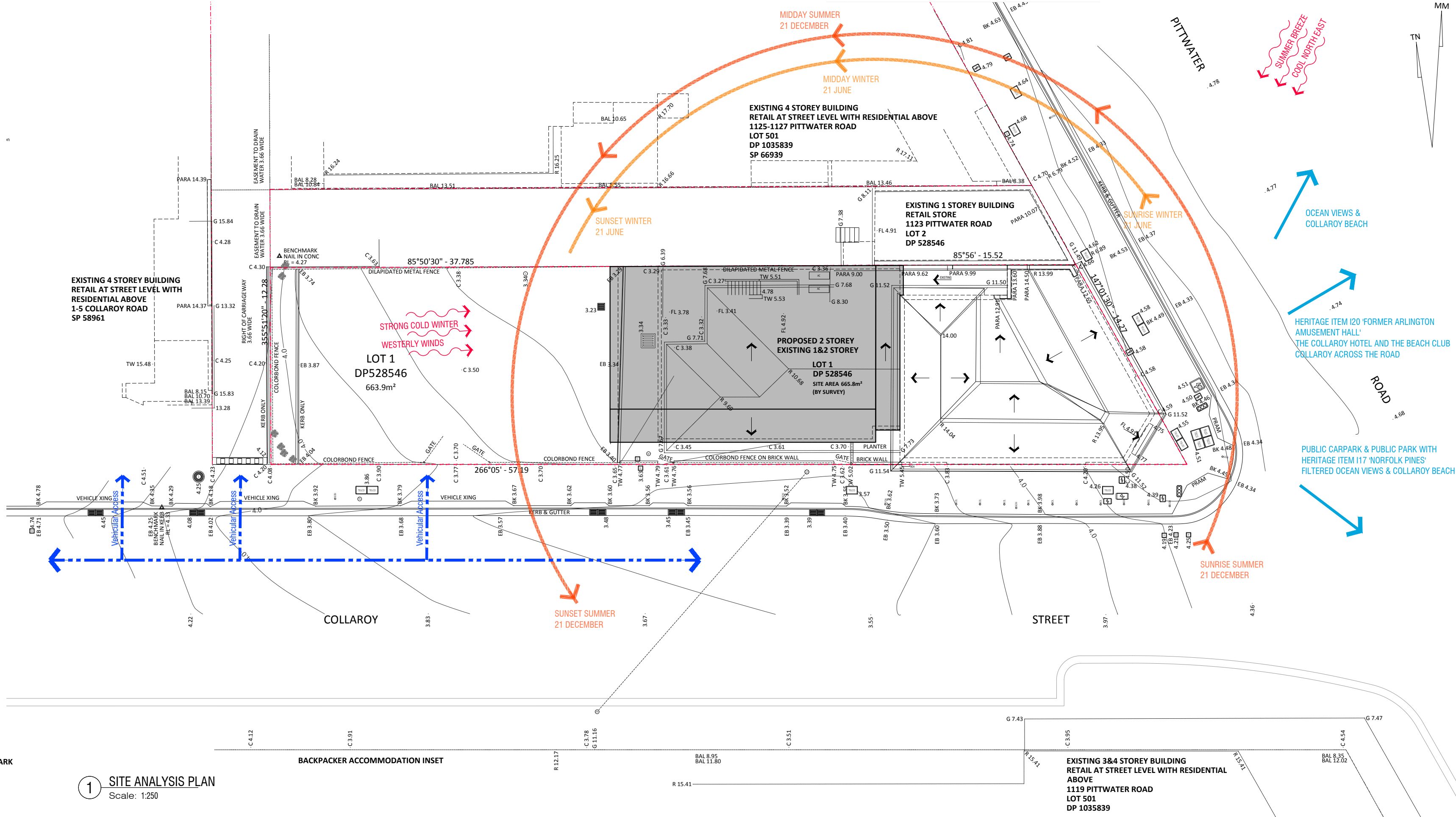
Project:

**COLLAROY VET HOSPITAL**  
1121 PITTWATER RD  
COLLAROY NSW 2097  
LOT 1 DP 528546

Drawing Title:

SITE ANALYSIS PLAN

Date: 22.10.20	Scale: 1:200@A2	Drawn: CS	North: 
Project No: C07-20328	Dwg No: DA-01	Revision: A	



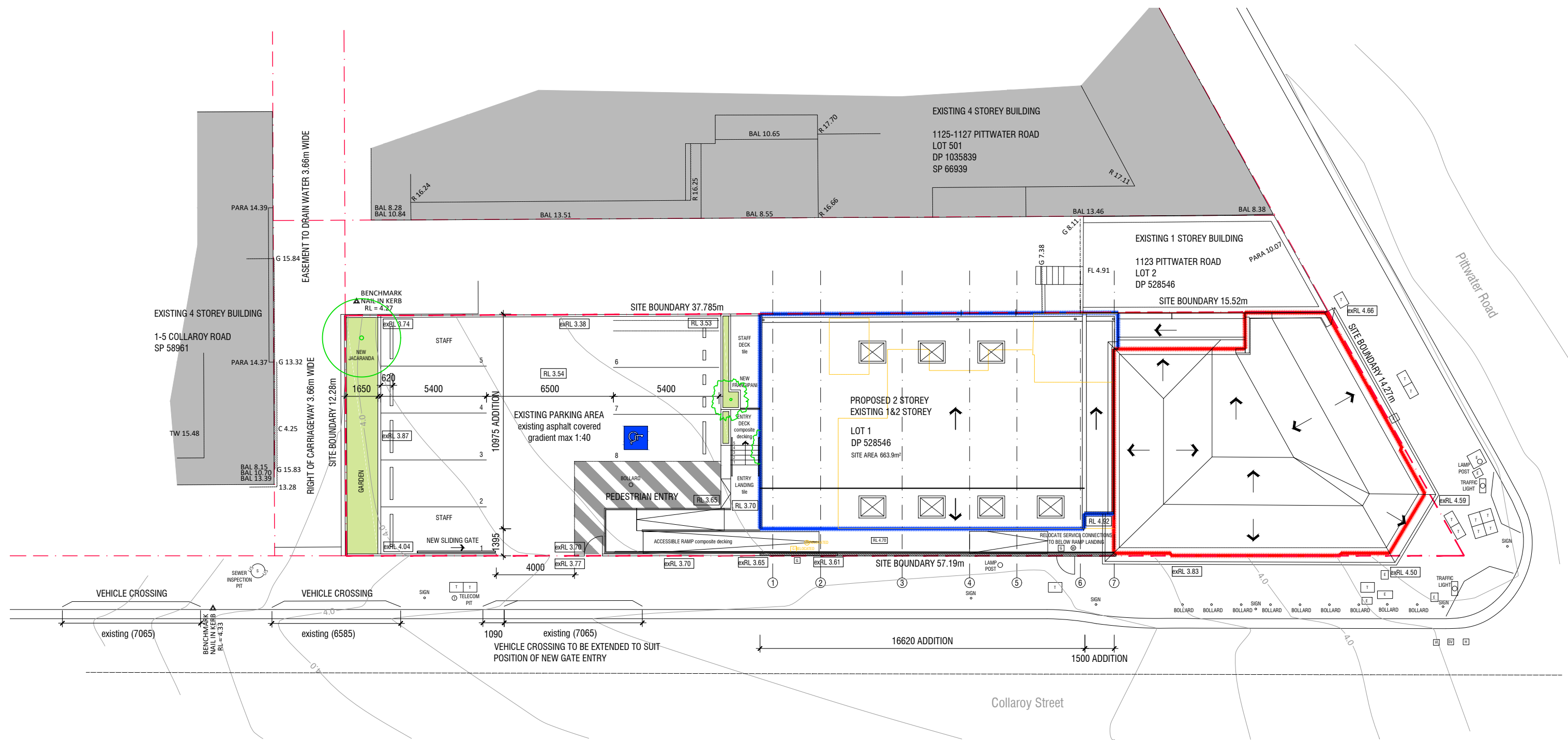
COUNCIL 2P CARPARK

**1 SITE ANALYSIS PLAN**  
Scale: 1:250

BACKPACKER ACCOMMODATION INSET

EXISTING 3&4 STOREY BUILDING  
RETAIL AT STREET LEVEL WITH RESIDENTIAL  
ABOVE  
1119 PITTWATER ROAD  
LOT 501  
DP 1035839






- SITE PLAN LEGEND:**
- EXTENT OF DEMOLITION
  - LINE OF EXISTING BUILDING FOOTPRINT
  - LINE OF PROPOSED BUILDING FOOTPRINT
  - UW SERVICE: UNDERGROUND WATER LINE
  - E SERVICE: ELECTRICAL PIT
  - T SERVICE: TELCO PIT
  - G SERVICE: GAS METER
  - W SERVICE: WATER METER
  - H SERVICE: HYDRANT PIT
  - SV SERVICE: STOP VALVE
  - PROPOSED TREES
  - NEW BOUNDARY WALL
  - NATURAL GROUND CONTOUR LINE

CONTRACTORS MUST VERIFY AND CHECK ALL SITE CONDITIONS, DIMENSIONS AND CEILING HEIGHTS BEFORE COMMENCING ANY WORK ON SITE OR PREPARING ANY SHOP DRAWINGS. ANY DISCREPANCIES ARE TO BE REFERRED IMMEDIATELY TO THE DESIGNER FOR CO-ORDINATION.

HEAD CONTRACTOR TO ENSURE ALL WORKS COMPLY WITH CURRENT BCA, ALL RELEVANT AS, DDA AND ALL OTHER STATUTORY REQUIREMENTS.

Rev	Description	Date
P1	PRELIMINARY ISSUE FOR REVIEW	23.11.20
A	DEVELOPMENT APPLICATION	16.12.20



northern  
beaches  
council

THIS PLAN IS TO BE READ IN  
CONJUNCTION WITH  
THE CONDITIONS OF DEVELOPMENT  
CONSENT

DA2021/0004

This document is Copyright.  
Copyright in this document vests in and remains the property of BigCity Design Pty Ltd. The information in this document is not to be used, reproduced or circulated without the express written permission of BigCity Design Pty Ltd. The information in this document is not to be used for any project other than the project for which this document has been produced.

Services Engineer:



Structural Engineer:



BigCity Design PO Box 526 Turramurra NSW 2074  
P 9943 1036 F 9943 1037  
E dimitra@bigcitydesign.com.au

Client:





Project:

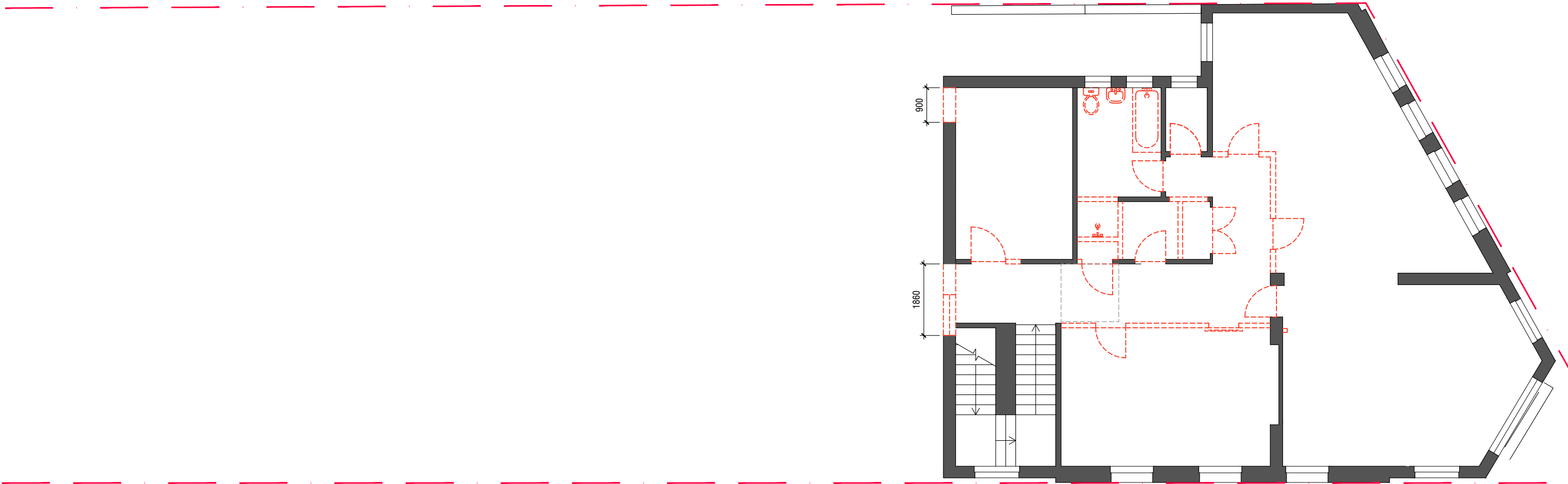
COLLARROY VET HOSPITAL  
1121 PITTWATER RD  
COLLARROY NSW 2097  
LOT 1 DP 528546

Drawing Title:

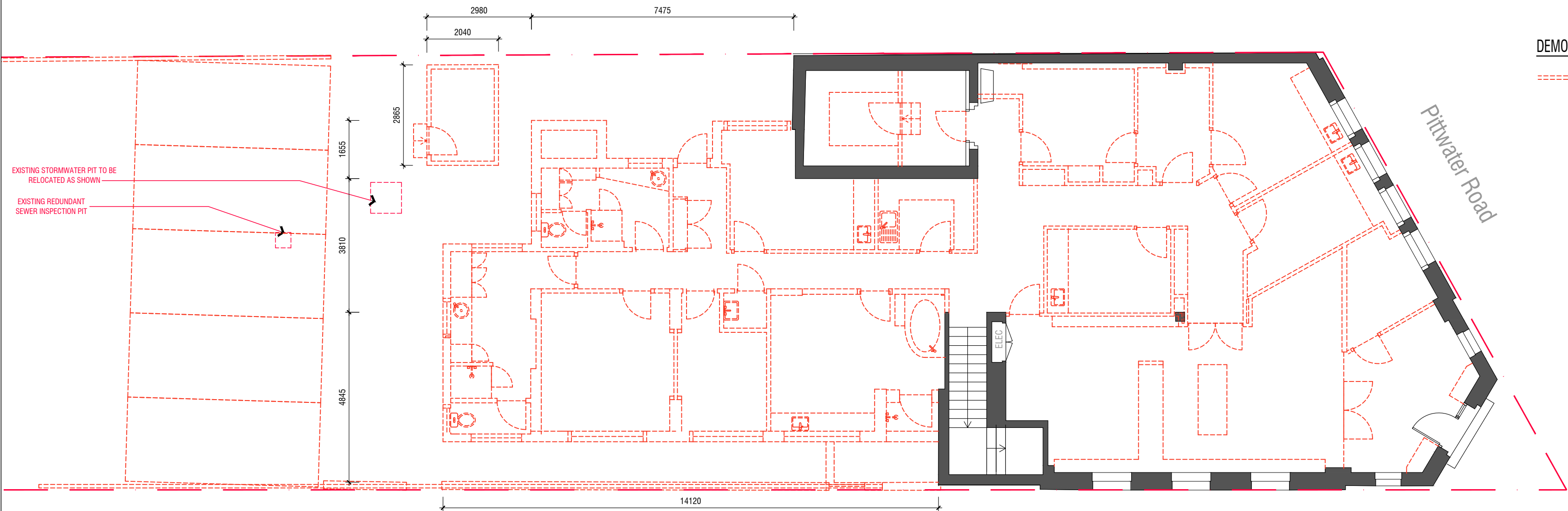
SITE PLAN

Date:	Scale:	Drawn:	North:
22.10.20	1:200@A2	CS	
Project No:	Dwg No:	Revision:	
C07-20328	DA-02	A	





2 Existing First Floor Demolition Plan  
Scale: 1:100



1 Existing Ground Floor Demolition Plan  
Scale: 1:100

#### DEMOLITION NOTES:

1. REMOVE ALL REDUNDANT CABLING, MECHANICAL SERVICES, DUCTWORK, WAVEBAR, CEILING HANGERS, BOOKER RODS, BAFFLES, INSULATION ETC FROM CEILING VOID AREAS AND PREPARE READY TO ACCEPT NEW CEILINGS AND SERVICES.
2. CO-ORDINATE WITH SERVICES CONTRACTORS AS REQUIRED TO ENSURE SITE SAFETY.
3. HEAD CONTRACTOR TO ALLOW TO REMOVE WASTE MATERIALS FROM SITE PROMPTLY. ALL WORKS TO BE UNDERTAKEN TO COMPLY WITH AS2601 AND OTHER RELEVANT AUSTRALIAN STANDARDS.
4. MAKE GOOD AND REINSTATE ALL SURFACES DISTURBED DURING DEMOLITION WORKS, READY TO ACCEPT NEW FINISHES AS NOMINATED.
5. THE DEMOLITION DRAWINGS ARE TO BE READ IN CONJUNCTION WITH THE PROPOSED WORKS DRAWINGS AND DOCUMENTS PREPARED BY THE DESIGNER AND ALL OTHER CONSULTANTS INCLUDING THE STRUCTURAL ENGINEER AND SERVICES ENGINEERS.
6. ALL DEMOLITION AND REMOVAL WORKS ARE TO BE ALLOWED FOR AND UNDERTAKEN FOR THE PROPOSED WORKS WHETHER OR NOT EXPRESSLY NOTED ON THESE DRAWINGS.
7. ALL SURROUNDING SURFACES INCLUDING WALLS, FLOORS, CEILINGS, LIFTS, COMMON AREAS, BATHROOMS, DECKS, LANDSCAPE AND BUILDING SERVICES TO BE MADE GOOD FOLLOWING COMPLETION OF THE WORKS. ALLOW TO REPAINT LOCALLY ALL WALLS, DOORS, CEILINGS, COLUMNS ETC. MADE GOOD TO MATCH EXISTING FINISH.
8. ALL WORKS ARE TO BE CAREFULLY INSPECTED, REVIEWED AND CONFIRMED ON SITE PRIOR TO COMMENCEMENT.
9. ALL WORKS TO BE UNDERTAKEN IN A MANNER WHICH MINIMISES DISRUPTION, NOISE AND DUST TO THE TENANTS OF THE BUILDING.
10. ALL REDUNDANT SECURITY EQUIPMENT TO BE DECOMMISSIONED & REMOVED BY NOMINATED SECURITY CONTRACTOR ONLY.
11. NO VARIATIONS OR TIME EXTENSIONS WILL BE CONSIDERED DUE TO DELAYS CAUSED BY ADVERSE TENANT DISRUPTIONS, UNLESS THERE IS A CLEAR CHANGE TO THE INTENT AND THE SCOPE OF THE WORKS ISSUED IN WRITING BY THE DESIGNER.
12. THE CONTRACTOR IS TO PROVIDE A DILAPIDATION REPORT INCLUDING PHOTOS PRIOR TO COMMENCING DEMOLITION WORKS.
13. CONTRACTOR TO AGREE EXTENT OF FITTINGS FOR REMOVAL AND STORAGE FOR REUSE WITH DESIGNERS PRIOR TO COMMENCING DEMOLITION WORKS.

#### DEMOLITION LEGEND:

----- EXISTING BUILDING ELEMENT TO BE DEMOLISHED

CONTRACTORS MUST VERIFY AND CHECK ALL SITE CONDITIONS, DIMENSIONS AND CEILING HEIGHTS BEFORE COMMENCING ANY WORK ON SITE OR PREPARING ANY SHOP DRAWINGS. ANY DISCREPANCIES ARE TO BE REFERRED IMMEDIATELY TO THE DESIGNER FOR CO-ORDINATION.

HEAD CONTRACTOR TO ENSURE ALL WORKS COMPLY WITH CURRENT BCA, ALL RELEVANT AS, DDA AND ALL OTHER STATUTORY REQUIREMENTS.

Rev	Description	Date
P1	PRELIMINARY ISSUE FOR REVIEW	30.10.20
P2	PRELIMINARY ISSUE FOR HERITAGE REVIEW	09.11.20
P3	PRELIMINARY ISSUE FOR COSTING	27.11.20
A	DEVELOPMENT APPLICATION	16.12.20



**THIS PLAN IS TO BE READ IN CONJUNCTION WITH THE CONDITIONS OF DEVELOPMENT CONSENT**

**DA2021/0004**

This document is Copyright.  
Copyright in this document vests in and remains the property of BigCity Design Pty Ltd. The information in this document is not to be used, reproduced or circulated without the express written permission of BigCity Design Pty Ltd. The information in this document is not to be used for any project other than the project for which this document has been produced.

#### Services Engineer:



#### Structural Engineer:



BigCity Design PO Box 526 Turramurra NSW 2074  
P 9943 1036 F 9943 1037  
E dimitra@bigcitydesign.com.au

#### Client:



#### Project:

**COLLAROY VET HOSPITAL**  
1121 PITTWATER RD  
COLLAROY NSW 2097  
LOT 1 DP 528546

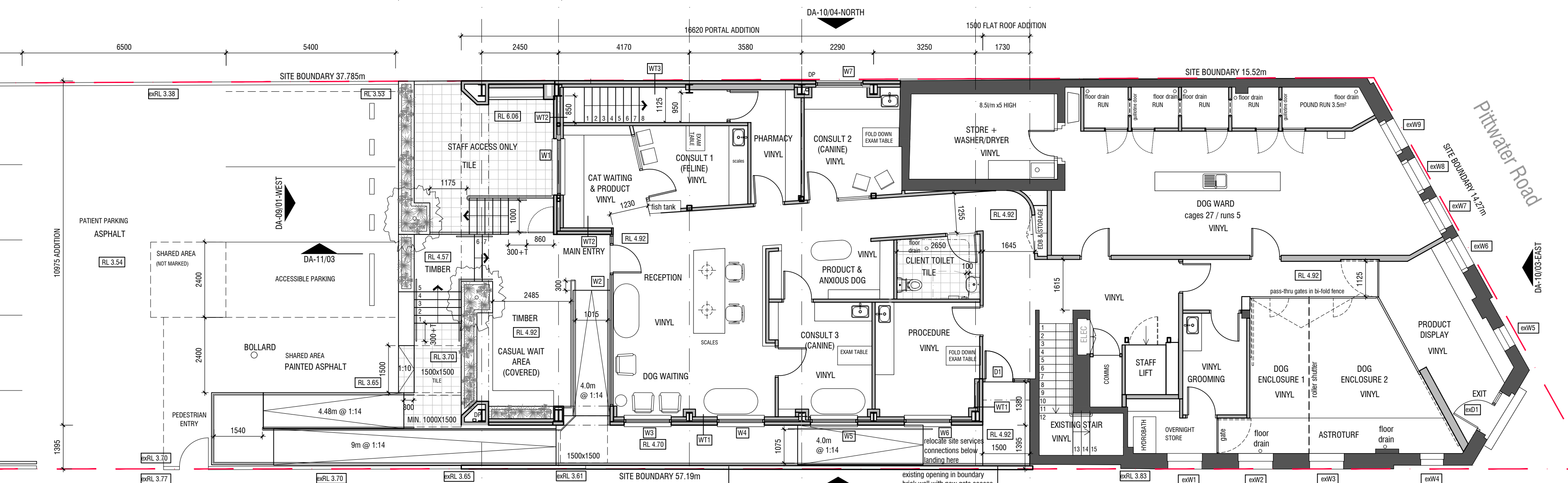
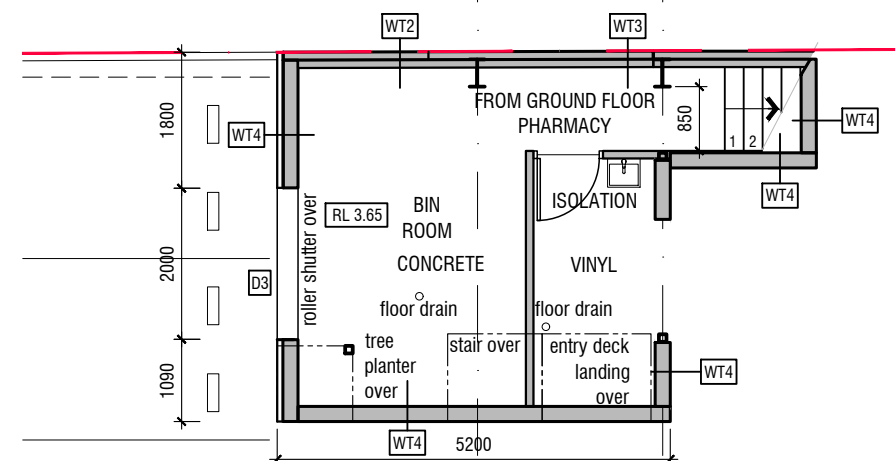
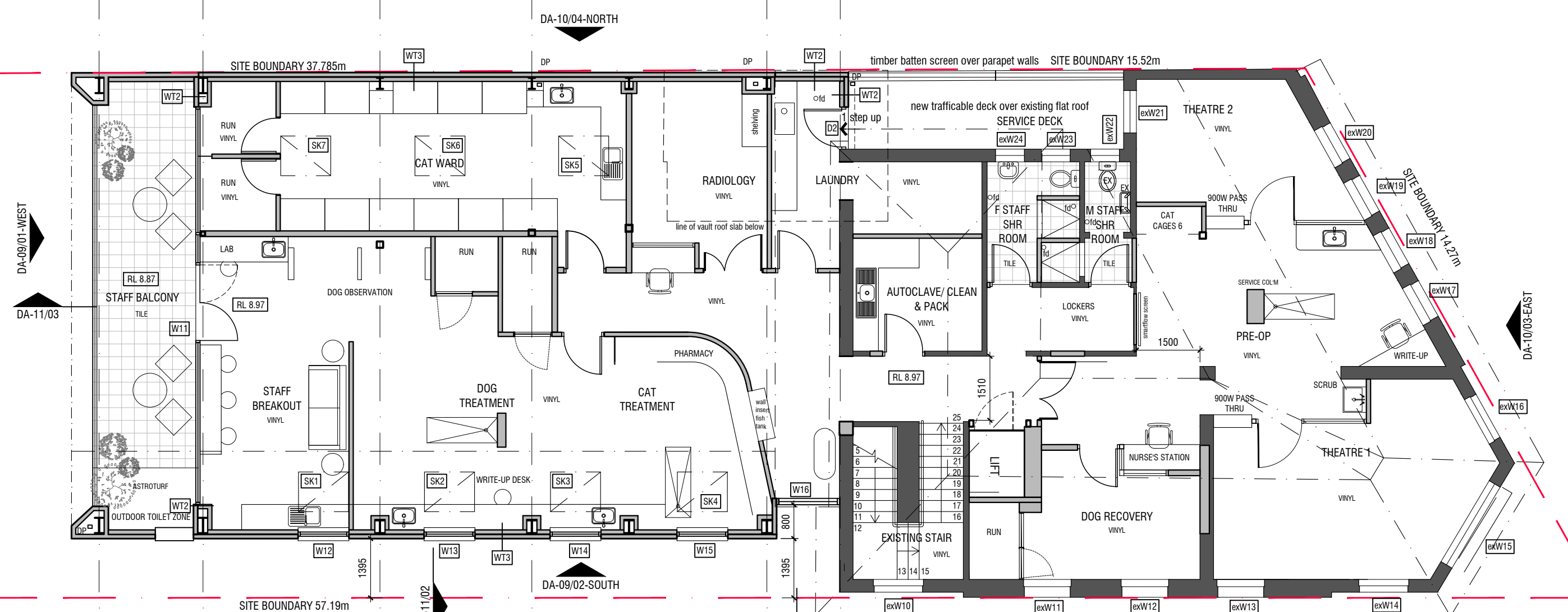
#### Drawing Title:

**DEMOLITION FLOOR PLANS**

Date:	Scale:	Drawn:	North:
22.10.20	1:100@A2	CS	
Project No:	Dwg No:	Revision:	
C07-20328	DA-04	A	



PROPOSED WINDOW & DOOR LEGEND						
WINDOW No.	FRAME TYPE	GLASS TYPE	WIDTH	HEIGHT	LOCATION	SHADING TYPE-PROJECTION
W1	ALUMINIUM	CLEAR GLASS	1800	1560	WEST GF	BALCONY - 2600
W2	ALUMINIUM	CLEAR GLASS	5350	3300	WEST GF	BALCONY - 4300
W3	ALUMINIUM	CLEAR GLASS	1500	1575	SOUTH GF	
W4	ALUMINIUM	CLEAR GLASS	1500	1575	SOUTH GF	
W5	ALUMINIUM	CLEAR GLASS	1500	1575	SOUTH GF	
W6	ALUMINIUM	CLEAR GLASS	1500	1575	SOUTH GF	
W7	ALUMINIUM	TRANSLUCENT GLASS - FIRE RATED	1500	600	NORTH GF	
W8				NOT USED		
W9				NOT USED		
W10				NOT USED		
W11	ALUMINIUM	CLEAR GLASS	3585	9365	WEST L1	ROOF - 2980
W12	ALUMINIUM	CLEAR & OPAQUE GLASS	1200	2625	SOUTH L1	
W13	ALUMINIUM	CLEAR & OPAQUE GLASS	1200	2625	SOUTH L1	
W14	ALUMINIUM	CLEAR & OPAQUE GLASS	1200	2625	SOUTH L1	
W15	ALUMINIUM	CLEAR & OPAQUE GLASS	1200	2625	SOUTH L1	
W16	ALUMINIUM	CLEAR & OPAQUE GLASS	1500	3740	SOUTH L1	
D1	ALUMINIUM	CLEAR GLASS	1500	2700	SOUTH L1	
D2	ALUMINIUM	SOLID TIMBER - FIRE RATED	920	2100	WEST L1	
SK1	TIMBER	DOUBLE GLAZED LOW-E ARGON FILLED	1140	1180	SOUTH L1	
SK2	TIMBER	DOUBLE GLAZED LOW-E ARGON FILLED			SOUTH L1	
SK3	TIMBER	DOUBLE GLAZED LOW-E ARGON FILLED			SOUTH L1	
SK4	TIMBER	DOUBLE GLAZED LOW-E ARGON FILLED			SOUTH L1	
SK5	TIMBER	DOUBLE GLAZED LOW-E ARGON FILLED			SOUTH L1	
SK6	TIMBER	DOUBLE GLAZED LOW-E ARGON FILLED			NORTH L1	
SK7	TIMBER	DOUBLE GLAZED LOW-E ARGON FILLED			NORTH L1	



CONTRACTORS MUST VERIFY AND CHECK ALL SITE CONDITIONS, DIMENSIONS AND CEILING HEIGHTS BEFORE COMMENCING ANY WORK ON SITE OR PREPARING ANY SHOP DRAWINGS. ANY DISCREPANCIES ARE TO BE REFERRED IMMEDIATELY TO THE DESIGNER FOR CO-ORDINATION.



northern  
beaches  
council

DA2021/0004

**Services Engineer:**

**Structural Engineer:**




**BigCity**  
Design

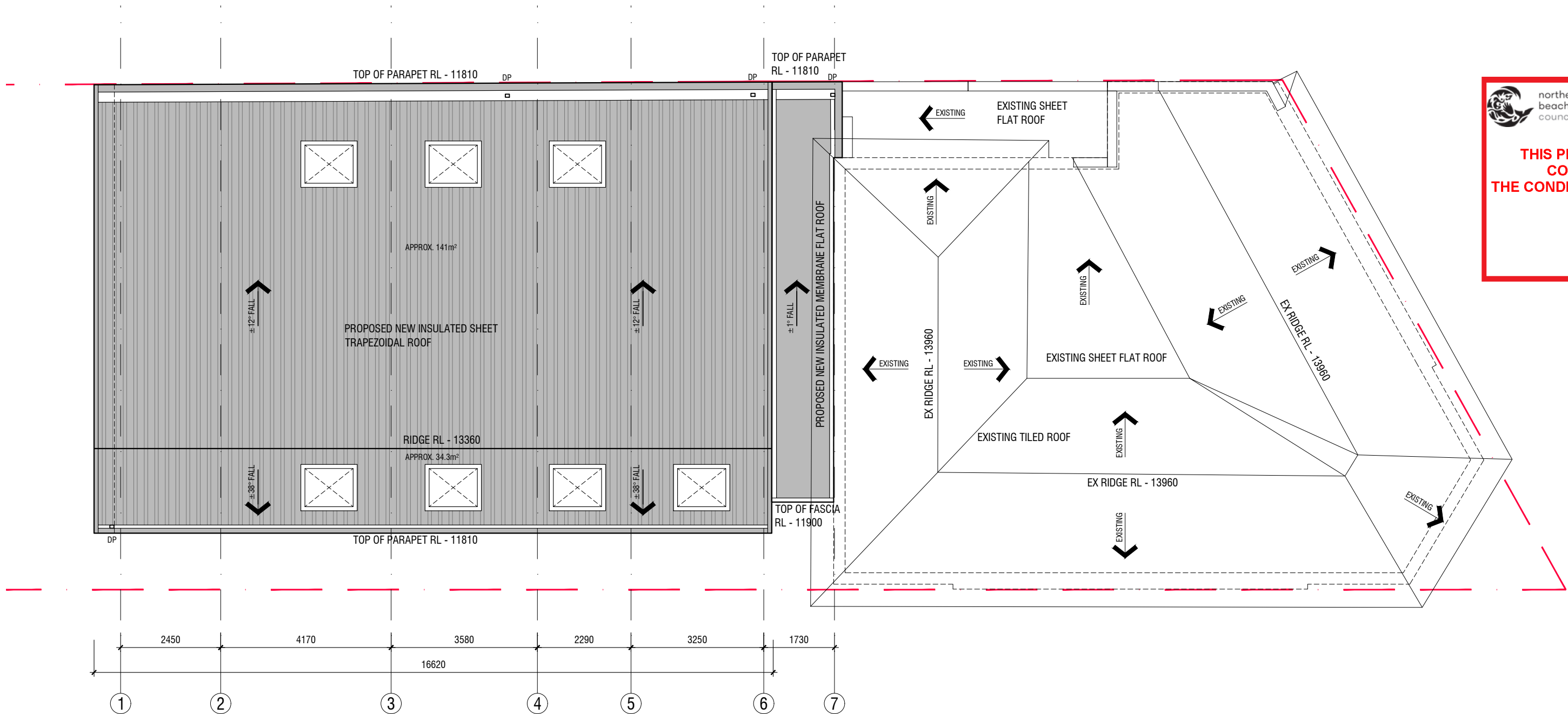
**Client:**

Project:

Drawing Title:

Date:	Scale:	Drawn:	North:
22.10.20	1:100@A2	CS	
Project No:		Dwg No:	Revision:
C07-20328		DA-05	A





1 Proposed Roof Plan  
Scale: 1:100

CONTRACTORS MUST VERIFY AND CHECK ALL SITE CONDITIONS, DIMENSIONS AND CEILING HEIGHTS BEFORE COMMENCING ANY WORK ON SITE OR PREPARING ANY SHOP DRAWINGS. ANY DISCREPANCIES ARE TO BE REFFERED IMMEDIATELY TO THE DESIGNER FOR CO-ORDINATION.

HEAD CONTRACTOR TO ENSURE ALL WORKS COMPLY WITH CURRENT BCA, ALL RELEVANT AS, DDA AND ALL OTHER STATUTORY REQUIREMENTS.

Rev	Description	Date
P1	PRELIMINARY ISSUE FOR REVIEW	30.10.20
P2	PRELIMINARY ISSUE FOR HERITAGE REVIEW	09.11.20
P3	PRELIMINARY ISSUE FOR STRUCTURAL REVIEW	25.11.20
P4	PRELIMINARY ISSUE FOR COSTING	27.11.20
P5	PRELIMINARY ISSUE FOR REVIEW	02.12.20
A	DEVELOPMENT APPLICATION	16.12.20

This document is Copyright.  
Copyright in this document vests in and remains the property of BigCity Design Pty Ltd. The information in this document is not to be used, reproduced or circulated without the express written permission of BigCity Design Pty Ltd. The information in this document is not to be used for any project other than the project for which this document has been produced.

Services Engineer:



Structural Engineer:



BigCity Design PO Box 526 Turrumurra NSW 2074  
P 9943 1036 F 9943 1037  
E dimitra@bigcitydesign.com.au

Client:



Project:

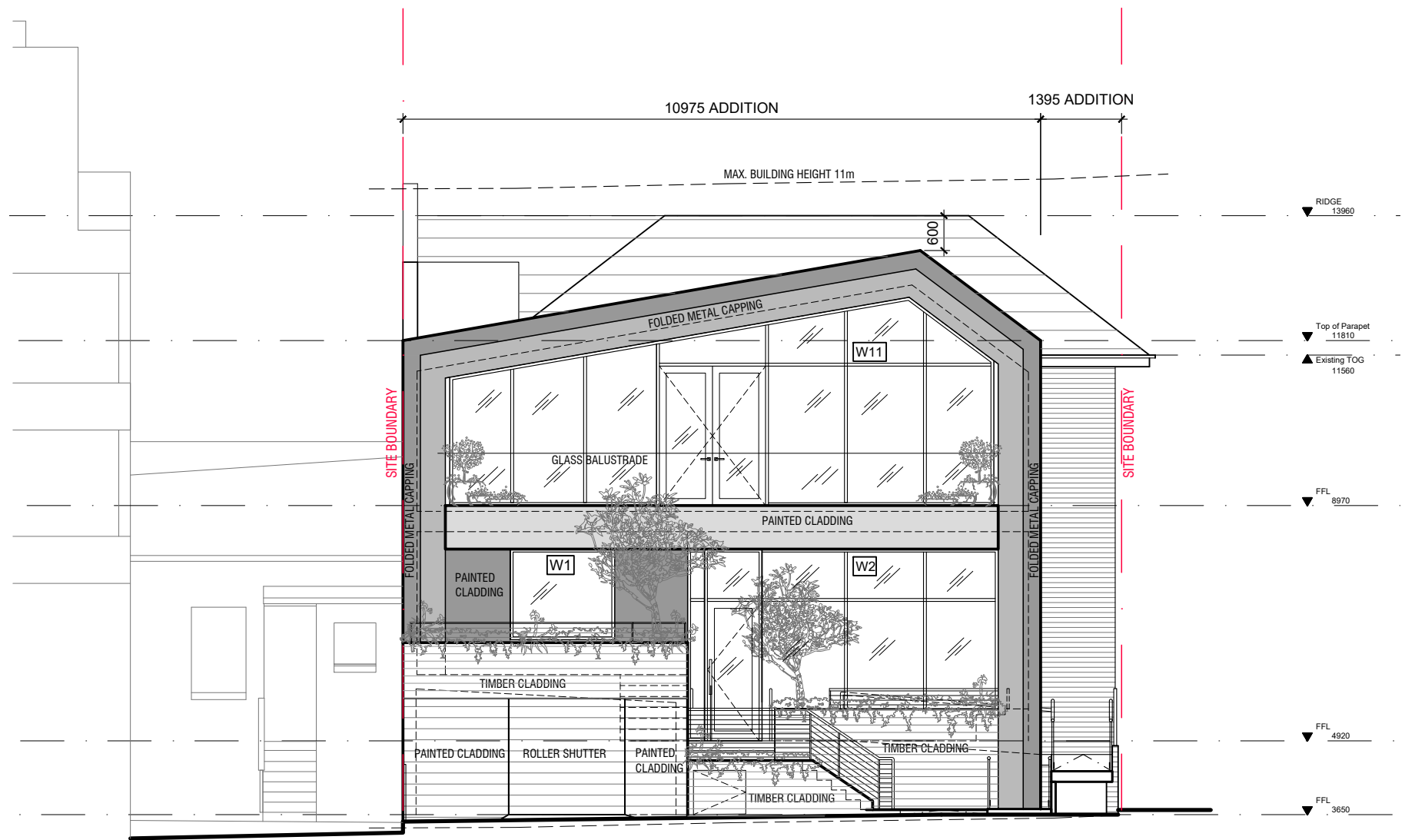
COLLARROY VET HOSPITAL  
1121 PITTWATER RD  
COLLARROY NSW 2097  
LOT 1 DP 528546

Drawing Title:

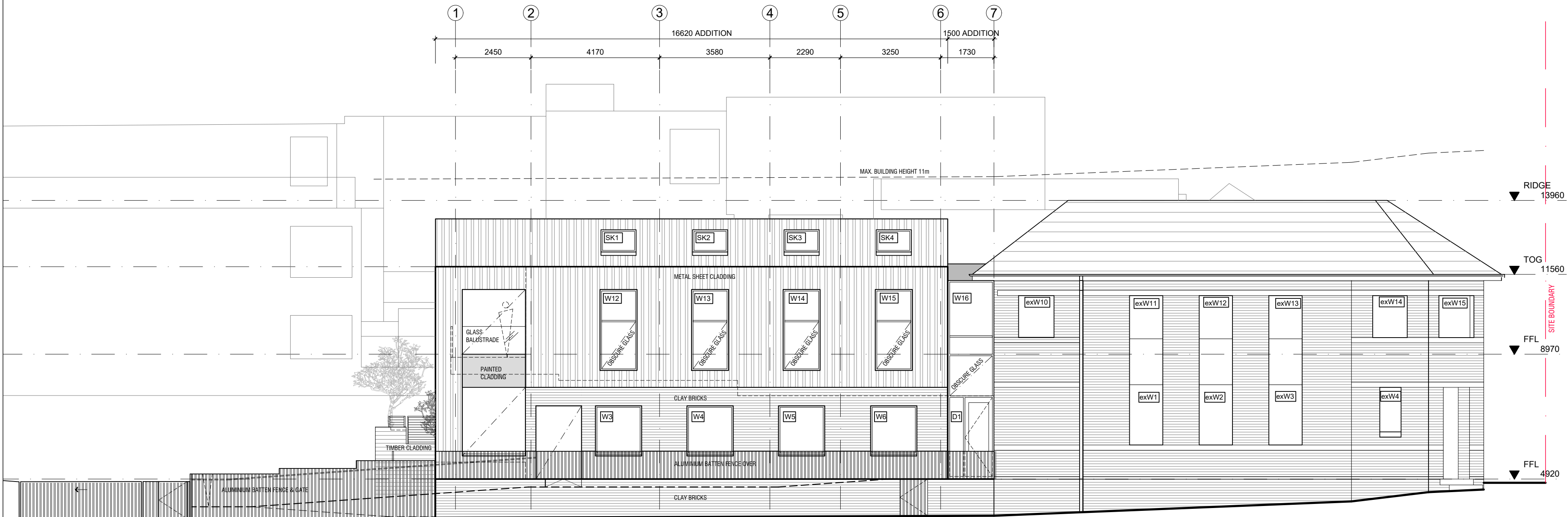
PROPOSED ROOF PLAN

Date:	Scale:	Drawn:	North:
22.10.20	1:100@A2	CS	
Project No:	Dwg No:	Revision:	
C07-20328	DA-06	A	





① Proposed West (Carpark) Elevation  
Scale: 1:100



② Proposed South (Collaroy St) Elevation  
Scale: 1:100



CONTRACTORS MUST VERIFY AND CHECK ALL SITE CONDITIONS, DIMENSIONS AND CEILING HEIGHTS BEFORE COMMENCING ANY WORK ON SITE OR PREPARING ANY SHOP DRAWINGS. ANY DISCREPANCIES ARE TO BE REFFERED IMMEDIATELY TO THE DESIGNER FOR CO-ORDINATION.

HEAD CONTRACTOR TO ENSURE ALL WORKS COMPLY WITH CURRENT BCA, ALL RELEVANT AS, DDA AND ALL OTHER STATUTORY REQUIREMENTS.

Rev	Description	Date
P1	PRELIMINARY ISSUE FOR REVIEW	22.10.20
P2	PRELIMINARY ISSUE FOR HERITAGE REVIEW	09.11.20
P3	PRELIMINARY ISSUE FOR COSTING	27.11.20
P4	PRELIMINARY ISSUE FOR ACCESS REVIEW	03.12.20
A	DEVELOPMENT APPLICATION	16.12.20

This document is Copyright.  
Copyright in this document vests in and remains the property of BigCity Design Pty Ltd. The information in this document is not to be used, reproduced or circulated without the express written permission of BigCity Design Pty Ltd. The information in this document is not to be used for any project other than the project for which this document has been produced.

Services Engineer:



Structural Engineer:



BigCity Design PO Box 526 Turramurra NSW 2074  
P 9943 1036 F 9943 1037  
E dimitra@bigcitydesign.com.au

Client:



Project:

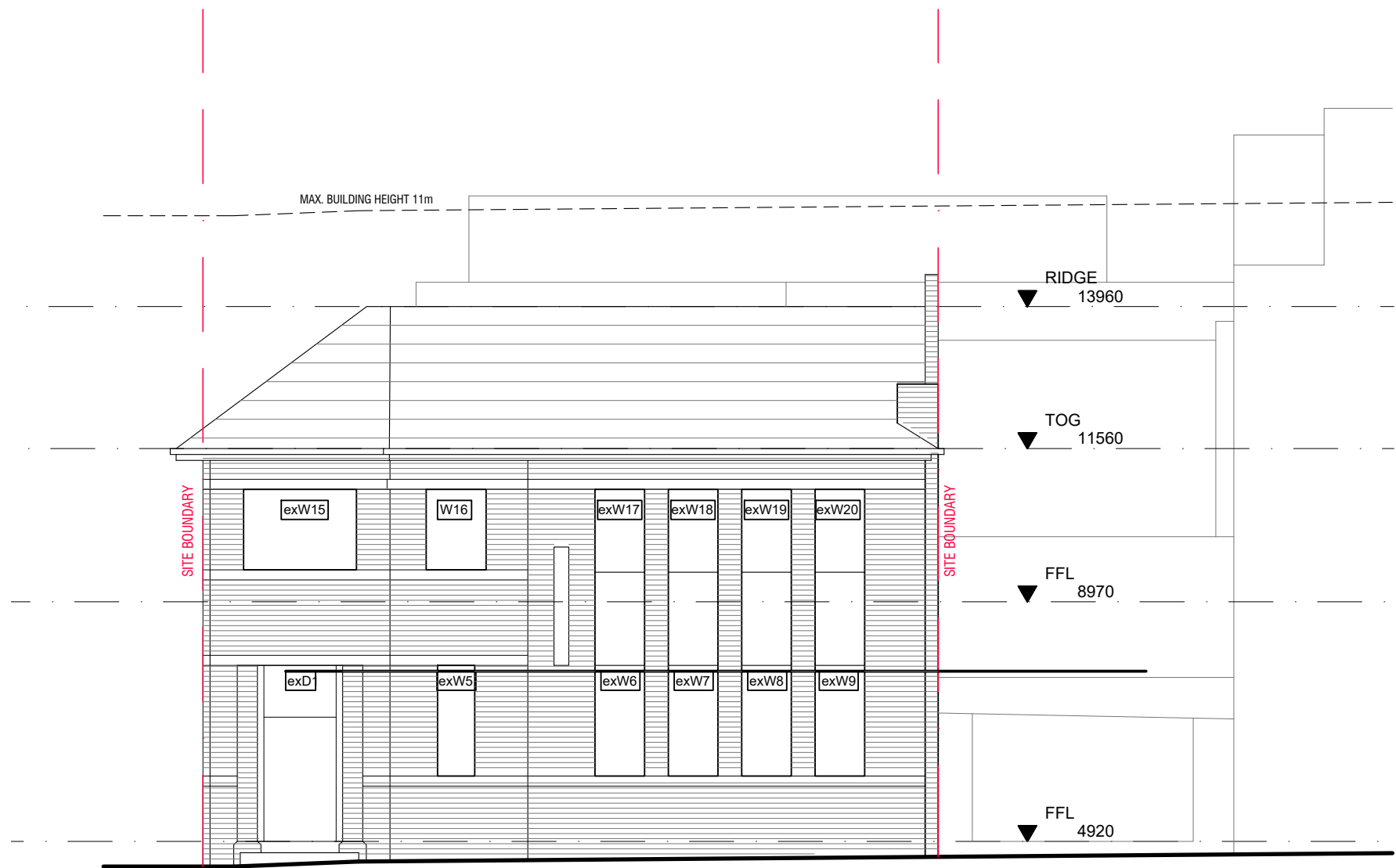
COLLARROY VET HOSPITAL  
1121 PITTWATER RD  
COLLARROY NSW 2097  
LOT 1 DP 528546

Drawing Title:

PROPOSED WEST AND SOUTH ELEVATIONS

Date:	Scale:	Drawn:	North:
22.10.20	1:100@A2	CS	
Project No:	Dwg No:	Revision:	
C07-20328	DA-09	A	

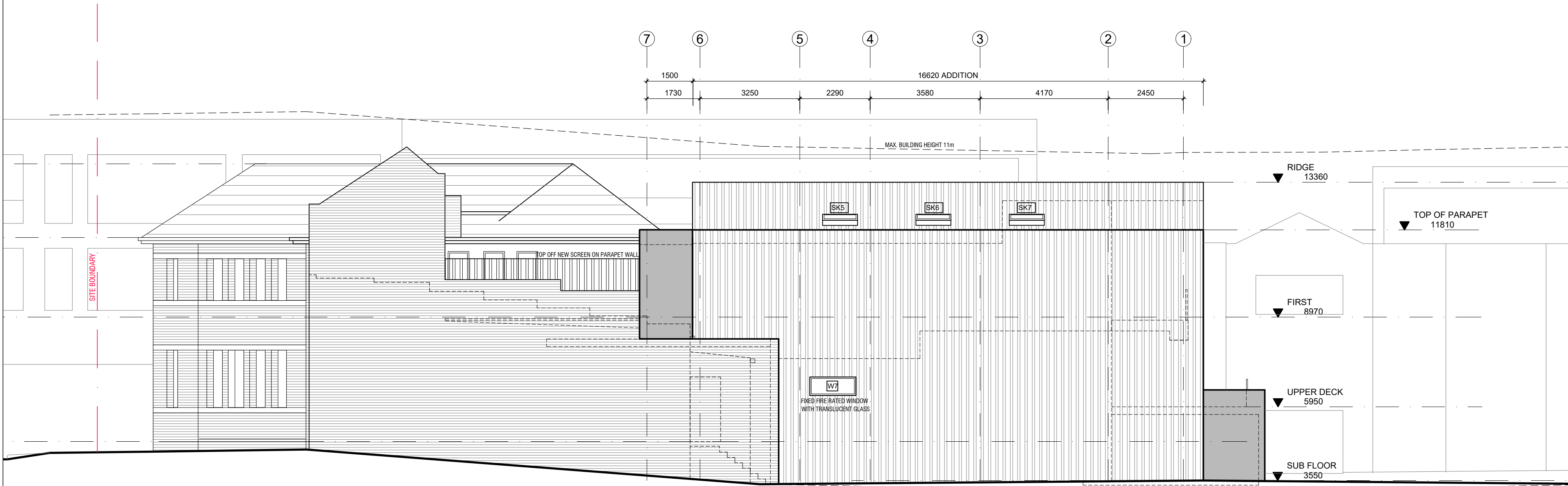




3 Proposed East (Pittwater Rd) Elevation  
Scale: 1:100



NOTE:  
NO INTENDED REVISION TO THIS  
ELEVATION OTHER THAN NEW SIGNAGE.  
EXISTING SIGNAGE LOCATIONS TO BE  
UTILISED.



4 Proposed North Elevation  
Scale: 1:100



CONTRACTORS MUST VERIFY AND CHECK ALL SITE CONDITIONS, DIMENSIONS AND CEILING HEIGHTS BEFORE COMMENCING ANY WORK ON SITE OR PREPARING ANY SHOP DRAWINGS. ANY DISCREPANCIES ARE TO BE REFFERED IMMEDIATELY TO THE DESIGNER FOR CO-ORDINATION.

HEAD CONTRACTOR TO ENSURE ALL WORKS COMPLY WITH CURRENT BCA, ALL RELEVANT AS, DDA AND ALL OTHER STATUTORY REQUIREMENTS.

Rev	Description	Date
P1	PRELIMINARY ISSUE FOR REVIEW	22.10.20
P2	PRELIMINARY ISSUE FOR HERITAGE REVIEW	09.11.20
P3	PRELIMINARY ISSUE FOR COSTING	27.11.20
P4	PRELIMINARY ISSUE FOR ACCESS REVIEW	03.12.20
A	DEVELOPMENT APPLICATION	16.12.20

This document is Copyright.  
Copyright in this document vests in and remains the property of BigCity Design Pty Ltd. The information in this document is not to be used, reproduced or circulated without the express written permission of BigCity Design Pty Ltd. The information in this document is not to be used for any project other than the project for which this document has been produced.

Services Engineer:



Structural Engineer:



BigCity Design PO Box 526 Turramurra NSW 2074  
P 9943 1036 F 9943 1037  
E dimitra@bigcitydesign.com.au

Client:



Project:

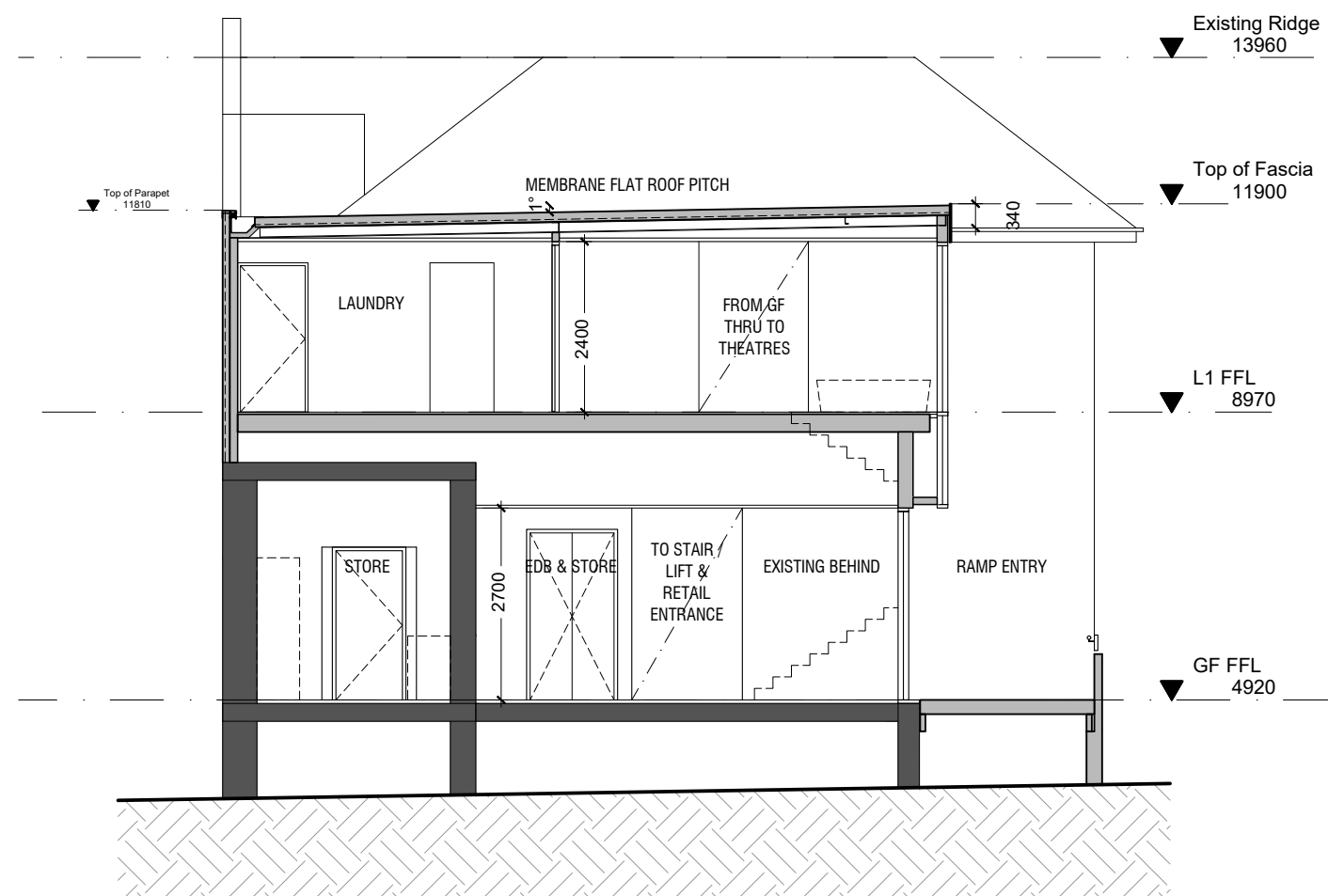
COLLARROY VET HOSPITAL  
1121 PITTWATER RD  
COLLARROY NSW 2097  
LOT 1 DP 528546

Drawing Title:

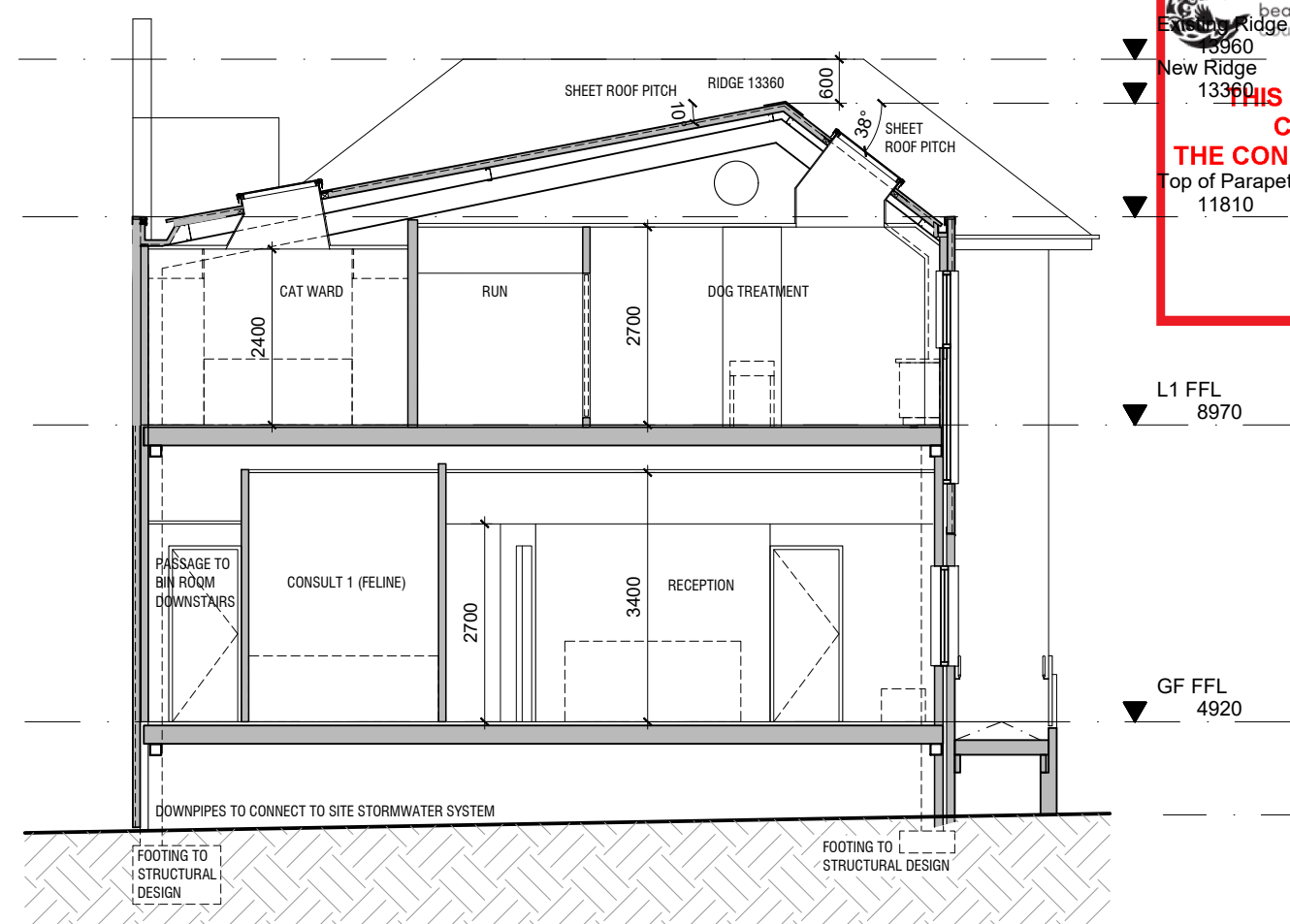
PROPOSED EAST AND  
NORTH ELEVATIONS

Date:	Scale:	Drawn:	North:
22.10.20	1:100@A2	CS	
Project No:	Dwg No:	Revision:	
C07-20328	DA-10	A	

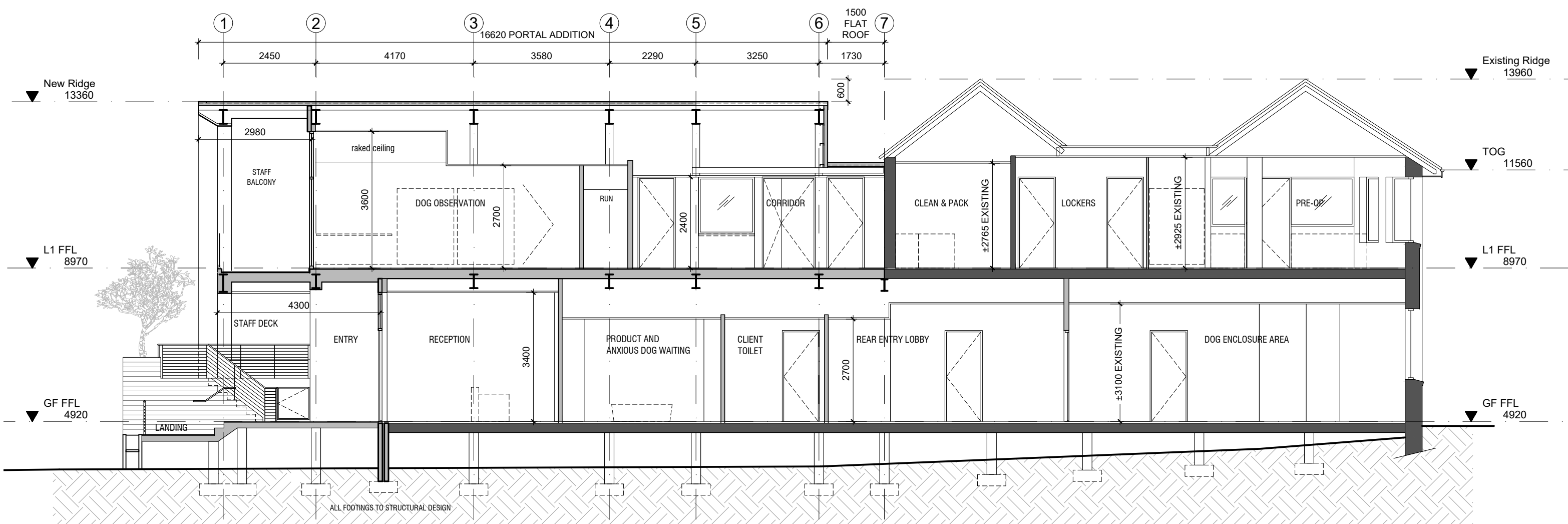




1 Section thru Flat roof  
Scale: 1:100



2 Section thru Portal Structure  
Scale: 1:100



3 Long Section  
Scale: 1:100



**THIS PLAN IS TO BE READ IN CONJUNCTION WITH THE CONDITIONS OF DEVELOPMENT CONSENT DA2021/0004**

CONTRACTORS MUST VERIFY AND CHECK ALL SITE CONDITIONS, DIMENSIONS AND CEILING HEIGHTS BEFORE COMMENCING ANY WORK ON SITE OR PREPARING ANY SHOP DRAWINGS. ANY DISCREPANCIES ARE TO BE REFFERED IMMEDIATELY TO THE DESIGNER FOR CO-ORDINATION.

HEAD CONTRACTOR TO ENSURE ALL WORKS COMPLY WITH CURRENT BCA, ALL RELEVANT AS, DDA AND ALL OTHER STATUTORY REQUIREMENTS.

Rev	Description	Date
P1	PRELIMINARY ISSUE FOR REVIEW	22.10.20
P2	PRELIMINARY ISSUE FOR HERITAGE REVIEW	09.11.20
P3	PRELIMINARY ISSUE FOR COSTING	27.11.20
A	DEVELOPMENT APPLICATION	16.12.20

This document is Copyright.  
Copyright in this document vests in and remains the property of BigCity Design Pty Ltd. The information in this document is not to be used, reproduced or circulated without the express written permission of BigCity Design Pty Ltd. The information in this document is not to be used for any project other than the project for which this document has been produced.

Services Engineer:



Structural Engineer:



BigCity Design PO Box 526 Turrumurra NSW 2074  
P 9943 1036 F 9943 1037  
E dimitra@bigcitydesign.com.au

Client:



Project:

COLLARROY VET HOSPITAL  
1121 PITTWATER RD  
COLLARROY NSW 2097  
LOT 1 DP 528546

Drawing Title:

SECTIONS

Date:	Scale:	Drawn:	North:
22.10.20	1:100@A2	CS	
Project No:	Dwg No:	Revision:	
C07-20328	DA-11	A	



PORTAL & CLADDING



DECKING & DECK CLADDING



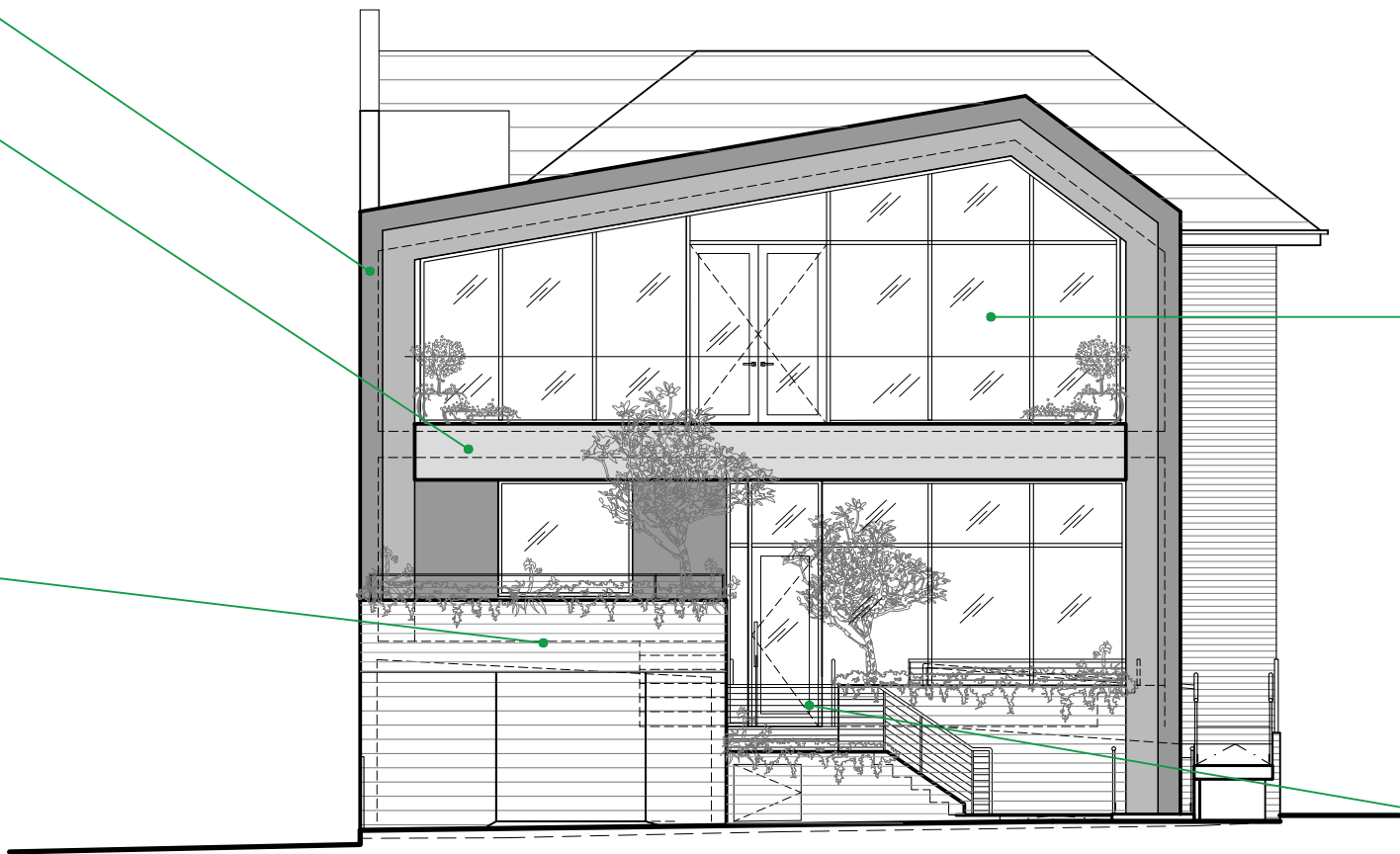
CLADDING



BATTEN FENCING



1 Proposed West (Carpark) Elevation  
Scale: 1:100



PROPOSED WINDOW IN BRICKWORK



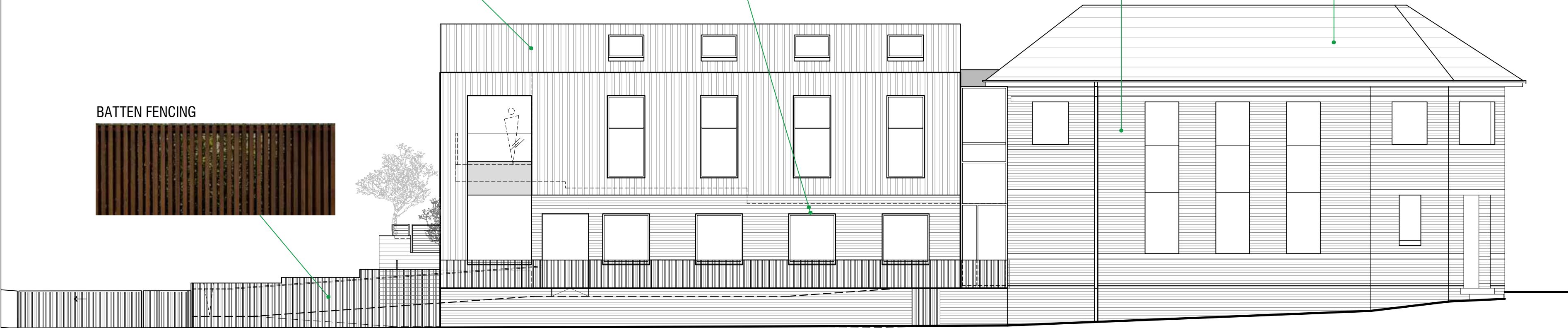
EXISTING BRICKWORK



EXISTING ROOF TILES



2 Proposed South (Collaroy St) Elevation  
Scale: 1:100



PROPOSED GLAZING



PROPOSED BALUSTRADE



CONTRACTORS MUST VERIFY AND CHECK ALL SITE CONDITIONS, DIMENSIONS AND CEILING HEIGHTS BEFORE COMMENCING ANY WORK ON SITE OR PREPARING ANY SHOP DRAWINGS. ANY DISCREPANCIES ARE TO BE REFERRED IMMEDIATELY TO THE DESIGNER FOR CO-ORDINATION.

HEAD CONTRACTOR TO ENSURE ALL WORKS COMPLY WITH CURRENT BCA, ALL RELEVANT AS, DDA AND ALL OTHER STATUTORY REQUIREMENTS.

Rev	Description	Date
A	DEVELOPMENT APPLICATION	16.12.20



**THIS PLAN IS TO BE READ IN CONJUNCTION WITH THE CONDITIONS OF DEVELOPMENT CONSENT**

**DA2021/0004**

This document is Copyright.  
Copyright in this document vests in and remains the property of BigCity Design Pty Ltd. The information in this document is not to be used, reproduced or circulated without the express written permission of BigCity Design Pty Ltd. The information in this document is not to be used for any project other than the project for which this document has been produced.

Services Engineer:



Structural Engineer:



BigCity Design PO Box 526 Turramurra NSW 2074  
P 9943 1036 F 9943 1037  
E dimitra@bigcitydesign.com.au

Client:



Project:

**COLLARROY VET HOSPITAL**  
1121 PITTWATER RD  
COLLARROY NSW 2097  
LOT 1 DP 528546















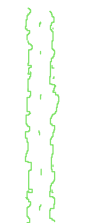







Drawing Title:

**PROPOSED FINISHES CONCEPT**

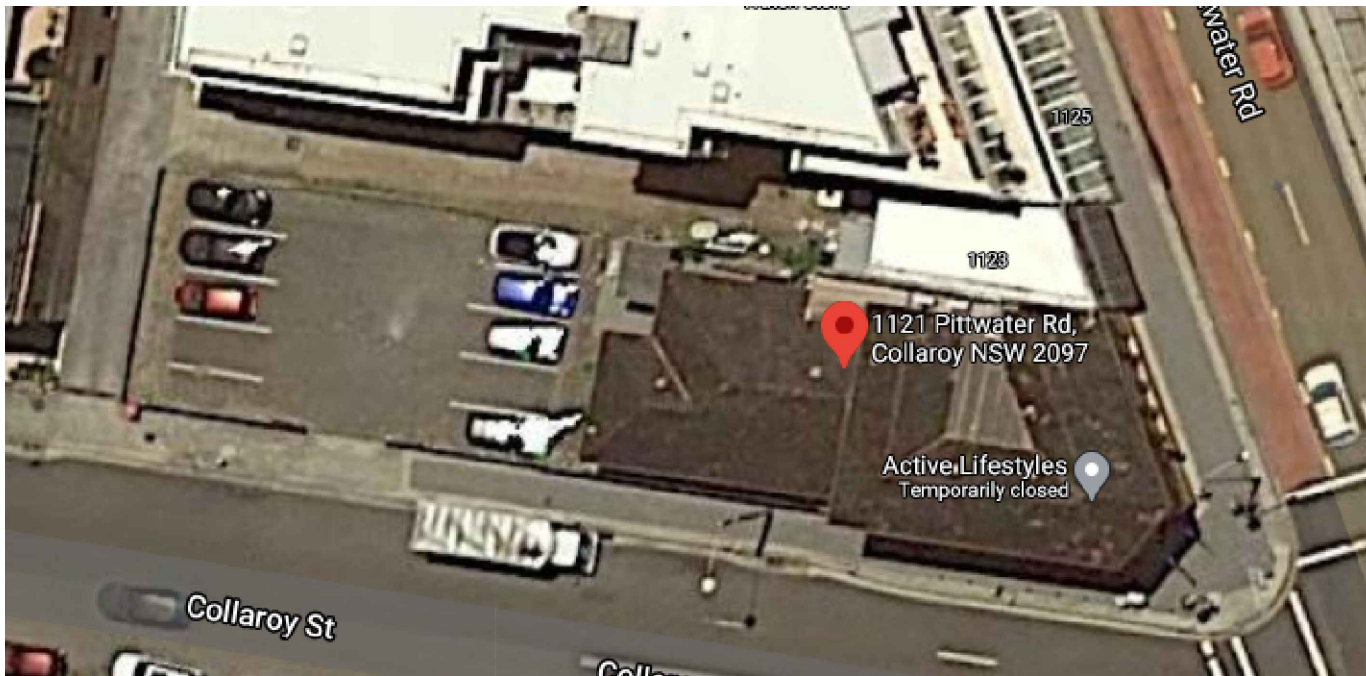
Date:	Scale:	Drawn:	North:
22.10.20	1:100@A2	CS	
Project No:	Dwg No:	Revision:	
C07-20328	DA-16	A	





PROPOSED PLANTING SCHEDULE							
IMAGE	QTY	CODE	BOTANICAL NAME	COMMON NAME	MATURE HEIGHT	MATURE SPREAD	IMAGE
	2	PO	PLUMERIA OBTUSA	FRANGIPANI SINGAPORE WHITE	3.5 - 4M	4M	
	XX	TS	TRADESCANTIA SPATHACEO	MOSES IN THE CRADLE	0.5M	0.5M	
	XX	LG	LAMPFRANTHUS GLAUCUS	WHITE PIG FACE	0.1M	0.4M	
	XX	DSF	DICONDRA	SILVER FALLS	0.2M	1M	
	XX	LL	LOMANDRA LONGIFOLIA	MAT RUSH	0.7M	0.5M	
	XX	CT	CERASTIUM TOMENTOSUM	SNOW IN SUMMER	0.2M	.7M	
	1	JM	JACARANDA MIMOSIFOLIA	JACARANDA	10-15M	10-15M	
	XX	TJ	TRACHELOSPERMUM JASMINOIDES	STAR JASMINE	6M	1.2M - HEIGHT OF SUPPORTING FENCE	
	XX	PA	PENNISETUM ALOPECUROIDES "HAMELIN"	DWARF FOUNTAIN GRASS	0.5 - 0.75M	0.5M	
	XX GROUPED IN POTS	SRH	SEMPERVIVUM "RUBY HEART"	HENS & CHICKS	10CM	20CM	
	XX GROUPED IN POTS	HF	HAWORTHIA FASCIATA	ZEBRA PLANT	25CM	30CM	

PLANTING NOTES
<p><b>PLANT SELECTION</b></p> <p>PLANTS HAVE BEEN SELECTED BASED UPON SPECIES OF PLANTS THAT ARE NON-TOXIC TO PETS, HARDY AND EASILY MAINTAINED. PLANTS NOMINATED FOR DECK PLANTERS AND BALCONIES, HAVE BEEN CHOSEN WITH THEIR SUITABILITY FOR A WEST FACING ORIENTATION IN MIND. PLANTS HAVE BEEN SELECTED TO MAXIMISE THE SITE'S APPEAL. THE CURRENT SITE OFFERS LITTLE OPPORTUNITY FOR PLANTING, AND ANY EXISTING GARDEN BEDS HAVE NOT BEEN MAINTAINED - REFER TO IMAGE OF SITE BELOW.</p> <p>ANY PLANT SUBSTITUTES REQUIRED DUE TO UNAVAILABILITY SHALL BE RECOMMENDED BY THE LANDSCAPE CONTRACTOR TO BEST MATCH SUBSTITUTED PLANTS AND APPROVED PRIOR TO PURCHASE BY THE PROJECT MANAGER.</p> <p>ALL FINAL PLANT QUANTITIES INDICATED IN THE PLANTING SCHEDULE SHALL BE CHECKED AND VERIFIED BY THE SUCCESSFUL LANDSCAPE CONTRACTOR.</p>
<p><b>GENERAL NOTES</b></p> <p>THE CONTRACTOR IS TO FAMILIARISE THEMSELVES WITH THE SITE PRIOR TO TENDER.</p> <p>THE CONTRACTOR WILL BE HELD RESPONSIBLE FOR ANY DAMAGE TO UTILITY SERVICES, PIPES, BUILDING STRUCTURES, PAVING SURFACES, FENCING, FOOTPATHS, KERBS AND ROADS.</p> <p>THE CONTRACTOR IS TO MAINTAIN ALL AREAS OF THE CONTRACT DURING PROGRESS OF THE WORKS AND THE SITE IS TO BE LEFT IN A CLEAN AND TIDY CONDITION AT THE COMPLETION OF WORKS TO THE SATISFACTION OF THE SITE FOREMAN.</p> <p>NO WORK RESULTING IN A VARIATION SHALL BE UNDERTAKEN WITHOUT THE WRITTEN APPROVAL OF THE PROJECT MANAGER.</p> <p>NO MATERIAL SUBSTITUTES MAY BE MADE WITHOUT APPROVAL OF THE PROJECT MANAGER</p>
<p><b>SITE PREPARATION</b></p> <p>EXISTING GARDEN BED AT WESTERN PROPERTY BOUNDARY TO BE CLEARED OF DEAD / DYING PLANTS AND EXISTING SOIL REMOVED. ENSURE SUB-GRADE IS FREE OF STONES LARGER THAN 100MM DIAMETER, CEMENT, RUBBISH OR ANY OTHER FOREIGN MATERIAL THAT COULD HINDER PLANT GROWTH. NEW GARDEN MIX TO INFILL TO BE PROVIDED TO DEPTHS AS REQUIRED TO SUPPORT SELECTED PLANT SPECIES. SOIL MIX FOR GROUND LEVEL PLANTED BEDS TO BE ORGANIC GARDEN MIX AS SUPPLIED BY A.N.L. OR SIMILAR</p> <p>50MM MINIMUM DRAINAGE LAYER AT THE BASE OF PLANTERS. PLANTERS TO BE FILLED WITH HIGH QUALITY GARDEN / POTTING MIX .</p> <p>AN AUTOMATED, COMMERCIAL GRADE IRRIGATION SYSTEM SHALL BE PROFESSIONALLY INSTALLED TO ALL GARDEN AREAS, INCLUDING RAISED DECK PLANTERS AND GARDENS AT NATURAL GROUND LEVEL. THE SYSTEM SHALL BE DESIGNED AND INSTALLED BY A LICENCED CONTRACTOR OR LANDSCAPER WHO SHALL PREPARE AN "AS BUILT" PLAN OF THE SYSTEM TO THE PROJECT MANAGER.</p>
<p><b>PLANTING</b></p> <p>ALL PLANTS ARE TO BE HARDENED OFF, DISEASE AND INSECT FREE AND TRUE TO SPECIES, TYPE AND VARIETY. PLANTS ARE TO BE WELL GROWN BUT NOT ROOT BOUND AND SHALL COMPLY WITH NATSPEC - "GUIDE TO PURCHASING LANDSCAPE TREES".</p> <p>ALL PLANTS ARE TO BE REMOVED FROM THEIR CONTAINERS PRIOR TO PLANTING WITH AS LITTLE DISTURBANCE TO THE ROOT SYSTEM AS POSSIBLE.</p> <p>PLANTING SHALL NOT BE CARRIED OUT WITHIN DRY SOIL OR IN EXTREME WEATHER CONDITIONS</p> <p>PLANTS SHOULD BE PLANTED AT THE SAME DEPTH AS THE PLANTS WERE IN THEIR ORIGINAL CONTAINERS AND ALLOW FOR A SHALLOW SAUCER OF SOIL TO BE FORMED AROUND THE PLANT TO AID THE PENETRATION OF WATER</p> <p>ALL PLANTS SHOULD BE WATERED THOROUGHLY IMMEDIATELY AFTER PLANTING.</p> <p>LABELS SHALL BE REMOVED ENTIRELY FROM THE PLANTS.</p> <p>MULCH FOR ALL BEDS TO BE "DROUGHTMASTER" MULCH AS SUPPLIED BY A.N.L. OR SIMILAR, 75MM WITH PINE BARK OVER FOR GROUND LEVEL GARDENS.</p> <p>THE CONTRACTOR SHALL BE RESPONSIBLE FOR THE FAILURE OF PLANTS DURING CONSTRUCTION, EXCLUDING ACTS OF VANDALISM.</p>



EXISTING SITE

CONTRACTORS MUST VERIFY AND CHECK ALL SITE CONDITIONS, DIMENSIONS AND CEILING HEIGHTS BEFORE COMMENCING ANY WORK ON SITE OR PREPARING ANY SHOP DRAWINGS. ANY DISCREPANCIES ARE TO BE REFERRED IMMEDIATELY TO THE DESIGNER FOR CO-ORDINATION.

HEAD CONTRACTOR TO ENSURE ALL WORKS COMPLY WITH CURRENT BCA, ALL RELEVANT AS, DDA AND ALL OTHER STATUTORY REQUIREMENTS.

Rev	Description	Date
A	DEVELOPMENT APPLICATION	16.12.20

THIS PLAN IS TO BE READ IN CONJUNCTION WITH THE CONDITIONS OF DEVELOPMENT CONSENT

DA2021/0004

This document is Copyright.  
Copyright in this document vests in and remains the property of BigCity Design Pty Ltd. The information in this document is not to be used, reproduced or circulated without the express written permission of BigCity Design Pty Ltd. The information in this document is not to be used for any project other than the project for which this document has been produced.

Services Engineer:



IGS  
INTEGRATED GROUP SERVICES

Structural Engineer:



Taylor  
Thomson  
Whitting



BigCity Design PO Box 526 Turramurra NSW 2074  
P 9943 1036 F 9943 1037  
E dimitra@bigcitydesign.com.au

Client:



Project:

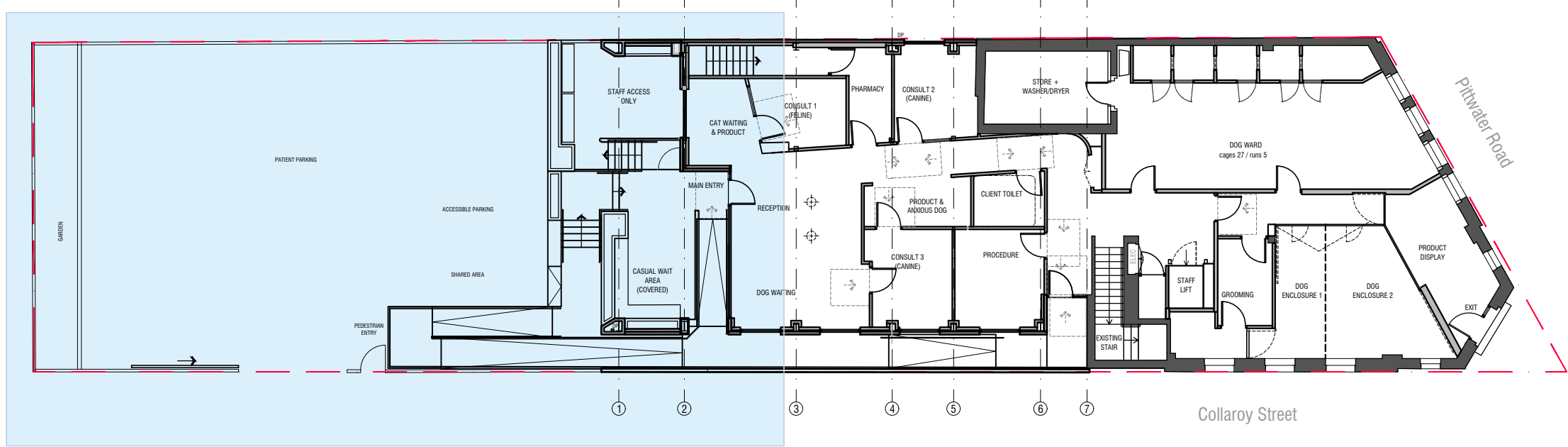
COLLARROY VET HOSPITAL  
1121 PITTWATER RD  
COLLARROY NSW 2097

Drawing Title:

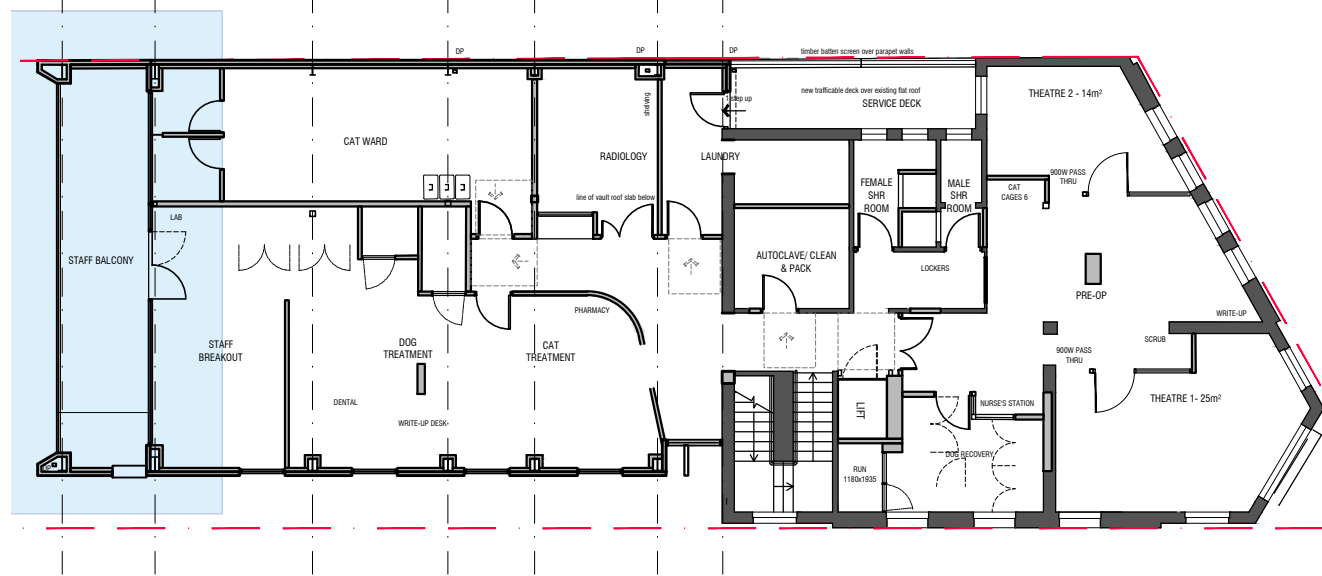
PROPOSED PLANTING  
LEGEND & NOTES

Date:	Scale:	Drawn:	North:
22.10.20	1:100@A2	CS	
Project No:		Dwg No:	Revision:
C07-20328		DA-17	A

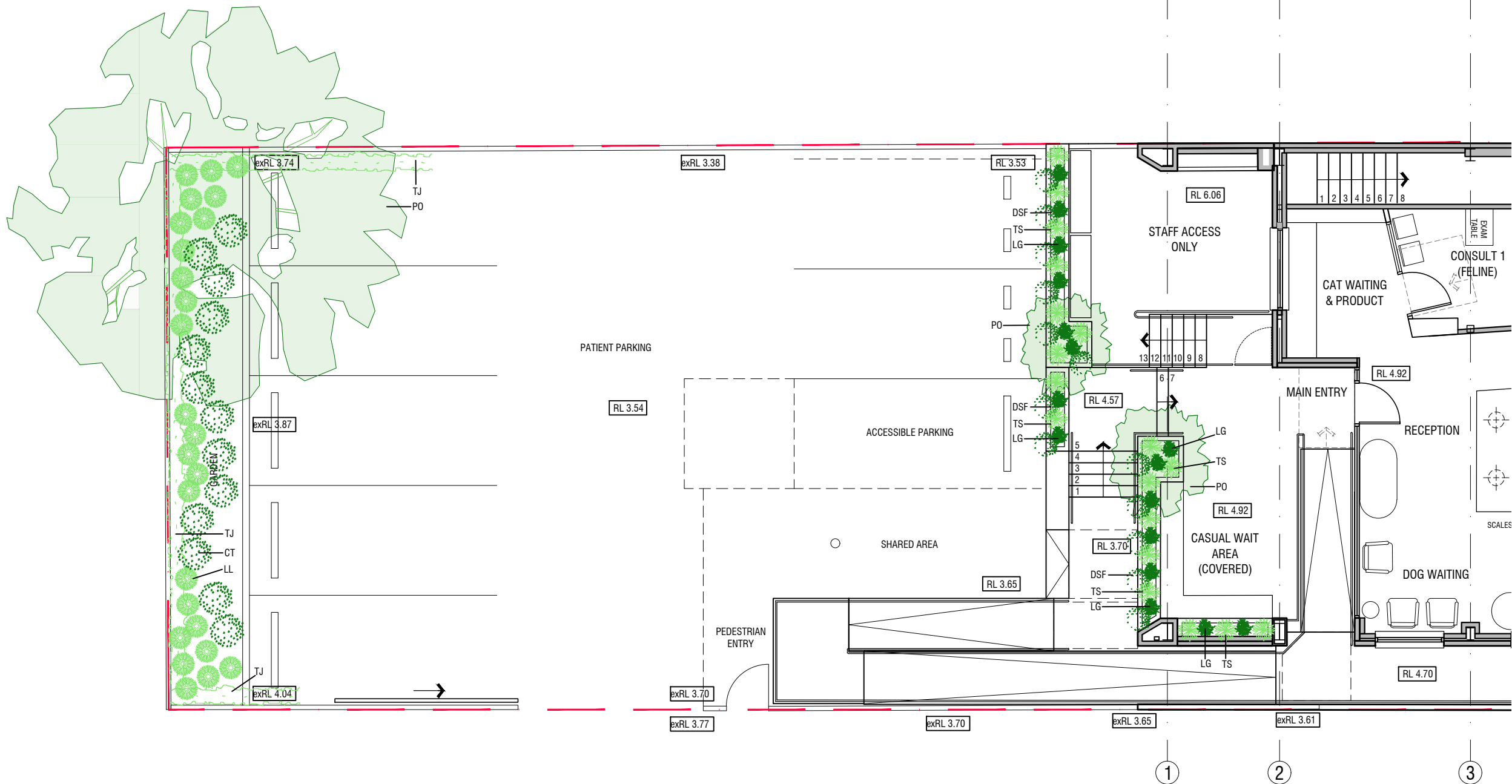




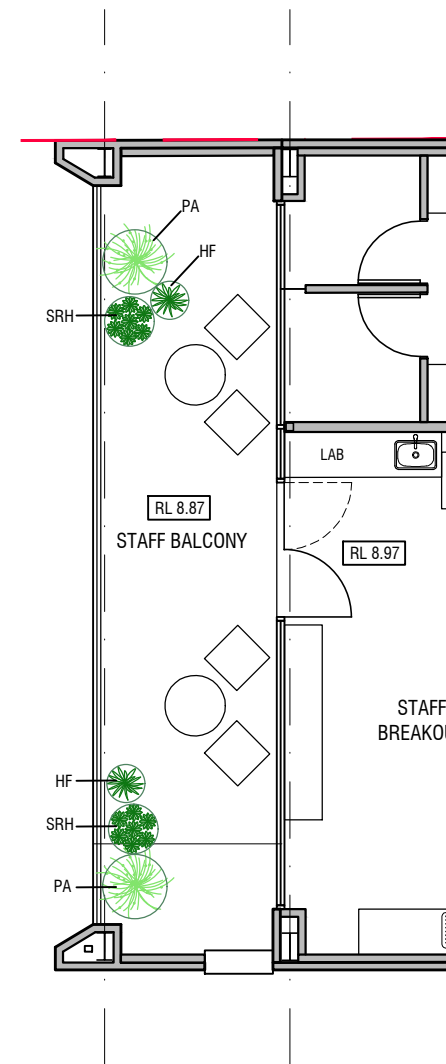
1 Ground Floor Planting Location Plan  
Scale: 1:200



2 First Floor Planting Location Plan  
Scale: 1:200



3 Ground Floor Planting Plan  
Scale: 1:100



4 First Floor Planting Plan  
Scale: 1:100

CONTRACTORS MUST VERIFY AND CHECK ALL SITE CONDITIONS, DIMENSIONS AND CEILING HEIGHTS BEFORE COMMENCING ANY WORK ON SITE OR PREPARING ANY SHOP DRAWINGS. ANY DISCREPANCIES ARE TO BE REFERRED IMMEDIATELY TO THE DESIGNER FOR CO-ORDINATION.

HEAD CONTRACTOR TO ENSURE ALL WORKS COMPLY WITH CURRENT BCA, ALL RELEVANT AS, DDA AND ALL OTHER STATUTORY REQUIREMENTS.

Rev	Description	Date
A	DEVELOPMENT APPLICATION	16.12.20

**THIS PLAN IS TO BE READ IN CONJUNCTION WITH THE CONDITIONS OF DEVELOPMENT CONSENT**  
**DA2021/0004**

This document is Copyright.  
Copyright in this document vests in and remains the property of BigCity Design Pty Ltd. The information in this document is not to be used, reproduced or circulated without the express written permission of BigCity Design Pty Ltd. The information in this document is not to be used for any project other than the project for which this document has been produced.

Services Engineer:



Structural Engineer:



BigCity Design PO Box 526 Turramurra NSW 2074  
P 9943 1036 F 9943 1037  
E dimitra@bigcitydesign.com.au

Client:



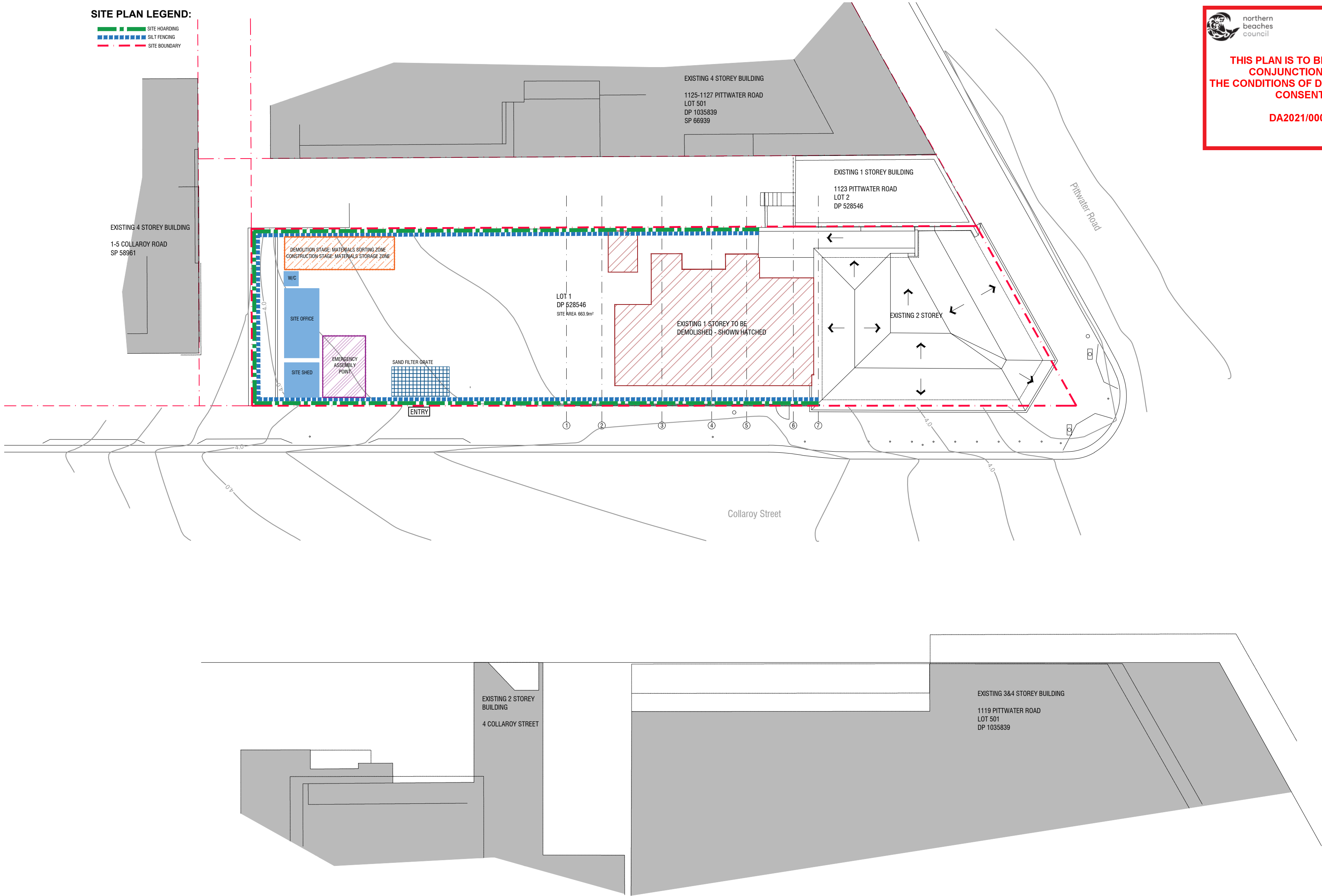
Project:

COLLARROY VET HOSPITAL  
1121 PITTWATER RD  
COLLARROY NSW 2097

Drawing Title:

PROPOSED PLANTING  
PLANS

Date: 22.10.20	Scale: AS SHOWN	Drawn: CS	North: 
Project No: C07-20328	Dwg No: DA-18	Revision: A	



**THIS PLAN IS TO BE READ IN CONJUNCTION WITH THE CONDITIONS OF DEVELOPMENT CONSENT**

**DA2021/0004**

CONTRACTORS MUST VERIFY AND CHECK ALL SITE CONDITIONS, DIMENSIONS AND CEILING HEIGHTS BEFORE COMMENCING ANY WORK ON SITE OR PREPARING ANY SHOP DRAWINGS. ANY DISCREPANCIES ARE TO BE REFERRED IMMEDIATELY TO THE DESIGNER FOR CO-ORDINATION.

HEAD CONTRACTOR TO ENSURE ALL WORKS COMPLY WITH CURRENT BCA, ALL RELEVANT AS, DDA AND ALL OTHER STATUTORY REQUIREMENTS.

Rev	Description	Date
A	DEVELOPMENT APPLICATION	16.12.20

This document is Copyright.  
Copyright in this document vests in and remains the property of BigCity Design Pty Ltd. The information in this document is not to be used, reproduced or circulated without the express written permission of BigCity Design Pty Ltd. The information in this document is not to be used for any project other than the project for which this document has been produced.

**Services Engineer:**



**Structural Engineer:**



BigCity Design PO Box 526 Turrumurra NSW 2074  
P 9943 1036 F 9943 1037  
E dimitra@bigcitydesign.com.au

**Client:**




**Project:**

COLLARROY VET HOSPITAL  
1121 PITTWATER RD  
COLLARROY NSW 2097  
LOT 1 DP 528546

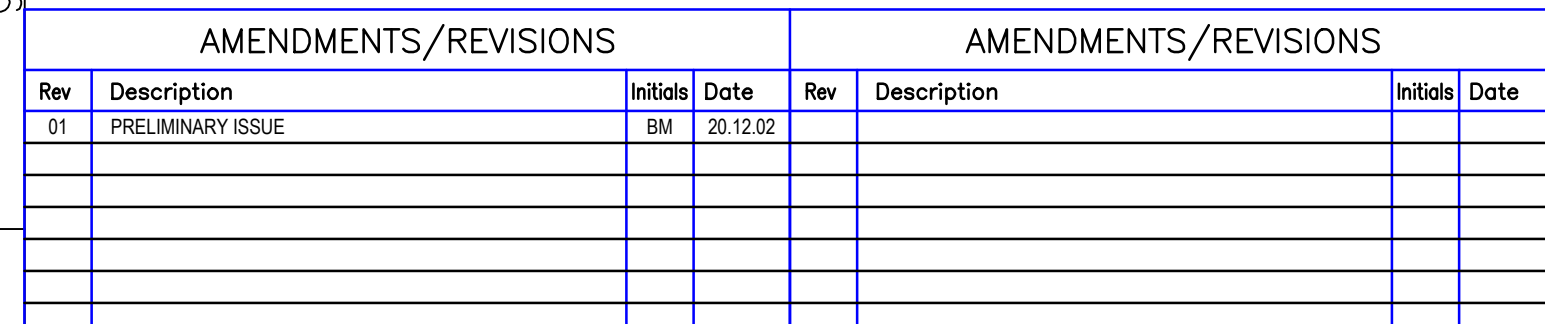
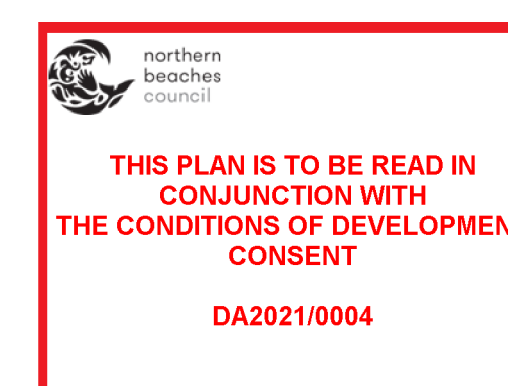
**Drawing Title:**

WASTE MANAGEMENT SITE PLAN

Date:	Scale:	Drawn:	North:
15.12.20	1:200@A2	CS	
Project No:	Dwg No:	Revision:	
C07-20328	DA-19	A	





[illegible]

**CONSULTANT**



**IGS** INTEGRATED  
GROUP  
SERVICES

Phone +61 2 8498 4600 Fax +61 2 9475 4588  
Address Suite 1.11, 75 Mary St, St Peters,  
NSW 2044 Australia  
Web [www.igs.com.au](http://www.igs.com.au)

DA ISSUE			
NOT TO BE USED FOR CONSTRUCTION PURPOSES			
DRAWN	DESIGNED	CHECKED	SCALE (AT FULL SIZE) DATE
RH	BM	MC	1:100 @ A1 Dec-20
PROJECT No.		DRAWING No.	REVISION
EN-N18_157		SW01	01