

38 UNDERCLIFF ROAD
FRESHWATER NSW 2096

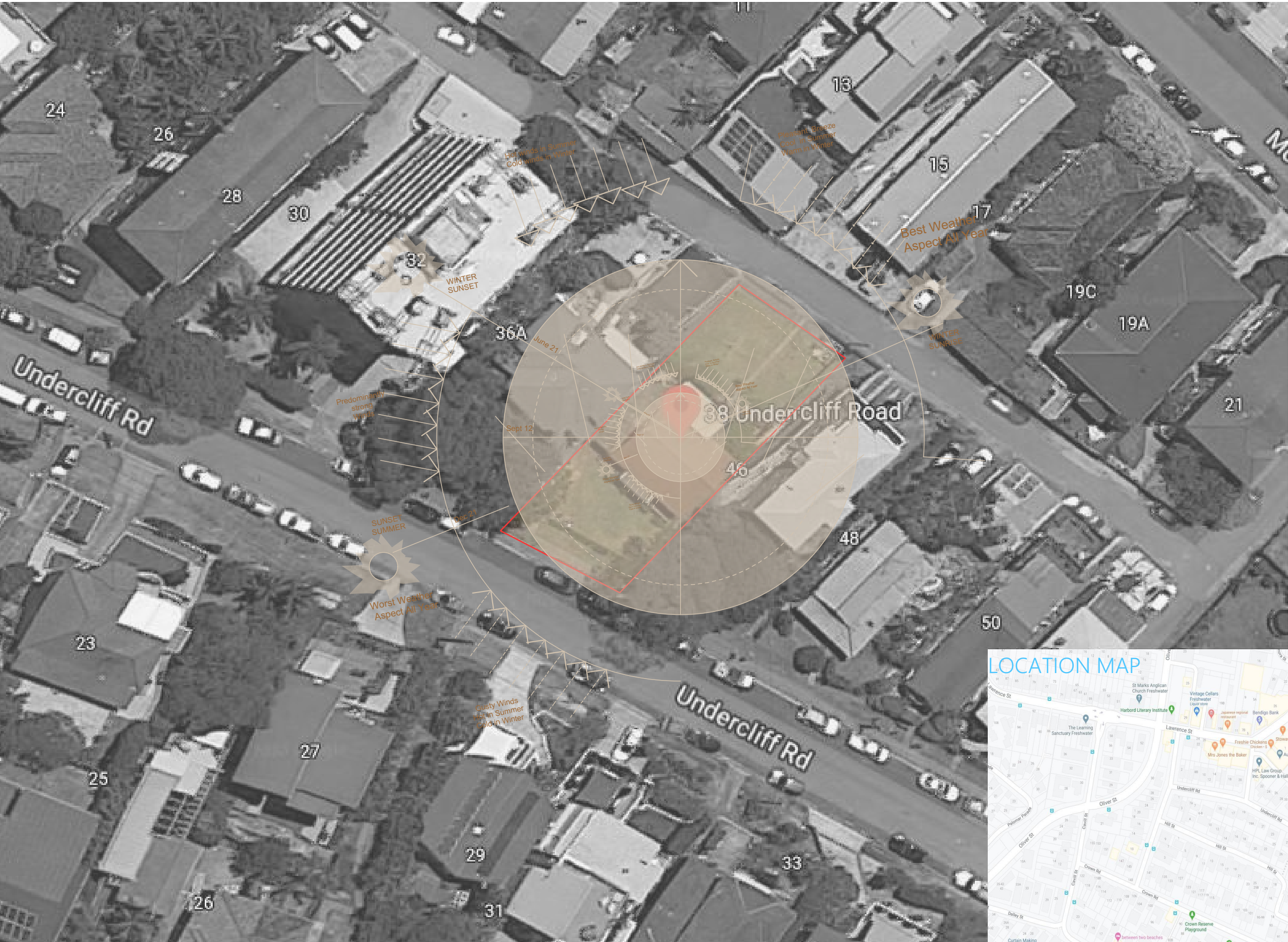
Luxury, split level home with internal courtyard, pool , studio
and garage to the rear lane.

SITE
LOT SIZE- 567.7m2
FRONTAGE- 15.825m (FRONT) & 15.45m (REAR)
DEPTH- 38.705m (NORTH) & 36.955 (SOUTH)

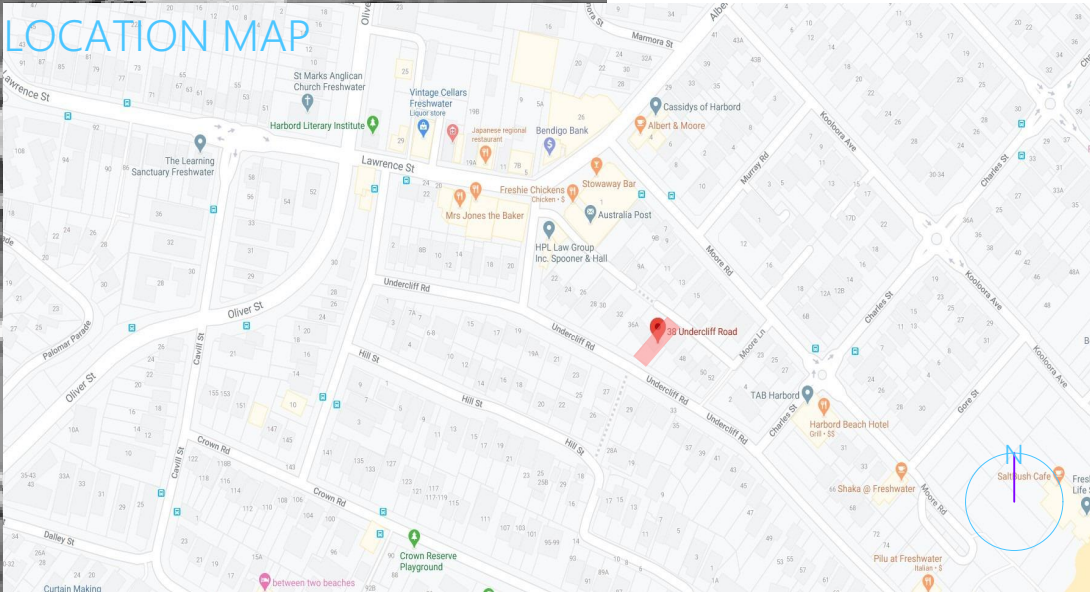
Drawing No:	Drawing Name
DA.00	COVER PAGE
DA.01	SITE ANALYSIS PLAN
DA.02	SITE PLAN
DA.03	GARAGE PLAN
DA.04	GROUND FLOOR PLAN
DA.05	GROUND FLOOR PLAN REAR
DA.06	FIRST FLOOR PLAN
DA.07	ROOF PLAN
DA.08	STREETSCAPE
DA.09	ELEVATIONS
DA.10	ELEVATIONS
DA.11	ELEVATIONS
DA.12	SECTIONS
DA.13	SECTIONS
DA.14	SECTIONS
DA.15	PERSPECTIVES
DA.16	COLOURS & FINISHES SCHEDULE
DA.17	SHADOW DIAGRAMS
DA.18	SHADOW DIAGRAMS
DA.19	SHADOW DIAGRAMS
DA.20	WASTE MANAGEMENT PLAN
DA.21	GFA, DS, POS CALCULATIONS
DA.22	DEMOLITION PLAN



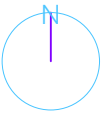
ARKHAUS



 SUBJECT SITE



SITE ANALYSIS



amendments	Issue	Description
Date 12/11/20	DA01	DEVELOPMENT APPLICATION ISSUE
10/02/2021	DA.B	ISSUE B - RFI

DEVELOPMENT APPLICATION

Client GC & MC.	Project description NEW DWELLING HOUSE	Sheet no. DA.01
Drawing SITE ANALYSIS PLAN	Project address 38 UNDERCLIFF ROAD FRESHWATER NSW 2096	Job no. 2015DA

SITE PLAN
Scale 1:200



amendments		
Date	Issue	Description
12/11/20	DA01	DEVELOPMENT APPLICATION ISSUE
10/02/2021	DA.B	ISSUE B - RFI

Client
GC & MC.

Drawing
SITE PLAN

Project description
NEW DWELLING HOUSE

Project address
38 UNDERCLIFF ROAD
FRESHWATER NSW 2096

Sheet no.
DA.02

Job no.
2015DA

LEP & DCP	REQUIRED	PROPOSED	COMPLIANT
ZONING	R2	-	COMPLIANT
FSR	NONE STATED	0.5:1	COMPLIANT
HEIGHT	8.5M	8.2m	COMPLIANT
SITE AREA	576.7m2	-	
GROSS FLOOR AREA		300.82 m ²	
SITE COVERAGE	33.3% x 576.7m ² = 192.04	187.98 m ²	
LANDSCAPE AREA	40% of lot = 230.68m ²	202.59 m ²	
PRIVATE OPEN SPACE	60m ²	113.67 m ²	
SETBACKS			
GROUND FLOOR SETBACKS			
FRONT SETBACK	6.5m	6.5m	COMPLIANT
REAR SETBACK	6m	Boundary (DUAL ROAD)	MERIT - PRECEDENCE
SIDE SETBACK	900mm	900mm	COMPLIANT
FIRST FLOOR SETBACKS			
FRONT SETBACK	6.5m	6.5m	COMPLIANT
REAR SETBACK	6m	Boundary	COMPLIANT
SIDE SETBACK	900mm	900mm	COMPLIANT

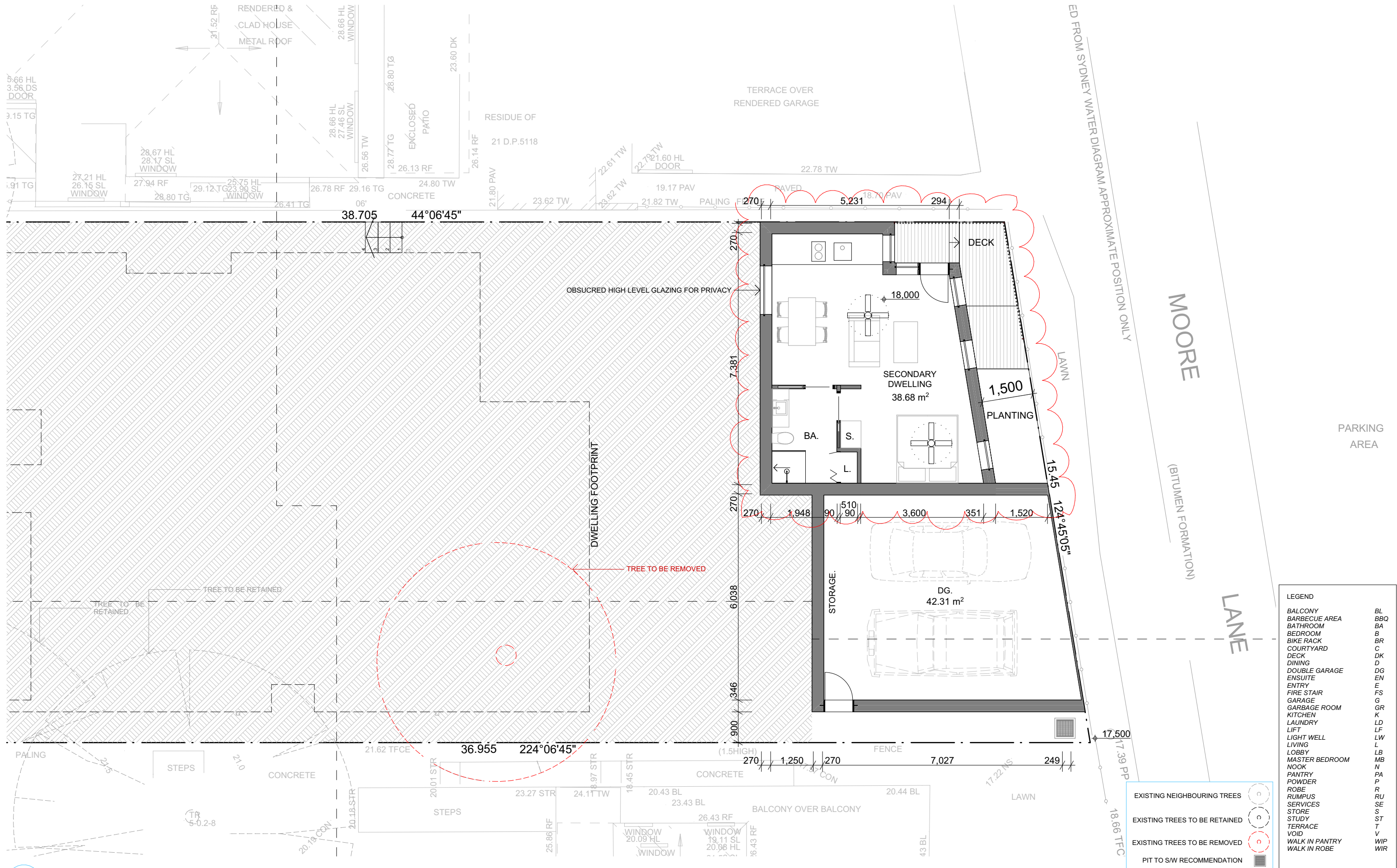
BUILDING COMPONENT	TYPE/FINISH	
FLOOR CONSTRUCTION Slab: On-Ground/Suspended Lightweight: Timber/Steel Prefab Panel	GF: CONCRETE SLAB FF+: LIGHTWEIGHT TIMBER	
FLOOR COVERINGS Timber Floorboards Tiles Polished Concrete Carpet	LIVING: TILED DINING: TILED	KITCHEN: TILED BED: CARPET
EXTERIOR WALL CONSTRUCTION Brick: Cavity/Veneer Framed: Timber/Steel Concrete, Block/Precast Prefab Panel	GF: CAVITY BRICK FF+: TIMBER FRAME	
EXTERIOR WALL FINISH Face Brick Render Concrete Cladding	GF: RENDER FF+: CLADDING	
INTERNAL WALL CONSTRUCTION Masonry Stud: Timber/Steel	GF: TIMBER STUD FF+: TIMBER STUD	
ROOF Metal Tile Concrete	METAL	
WINDOW FRAME TYPE Aluminium Timber uPVC	ALUMINIUM	
HOT WATER SYSTEM Solar: Gas/Electric Boosted Gas: Instant/Storage Electric: Instant/Heat Pump	GAS	
AIR CONDITIONING Single Unit: 1-phase/3-phase Multi-Head: 1-phase/3-phase Ducted: 1-phase/3-phase Duct Work Only (Unit Installed Later)	MULTI-HEAD 3-PHASE	
COOKTOP AND OVEN Gas Cooktop & Electric Oven Gas Cooktop & Gas Oven Electric Cooktop & Electric Oven Induction Cooktop & Electric Oven	COOKTOP: GAS OVEN: ELECTRIC	

GFA BY STOREY	
STOREY	AREA
BASEMENT	38.68
GROUND FLOOR	160.40
FIRST FLOOR	101.74
	300.82 m ²

LANDSCAPE	
STOREY	AREA
GROUND FLOOR	202.59
	202.59 m ²

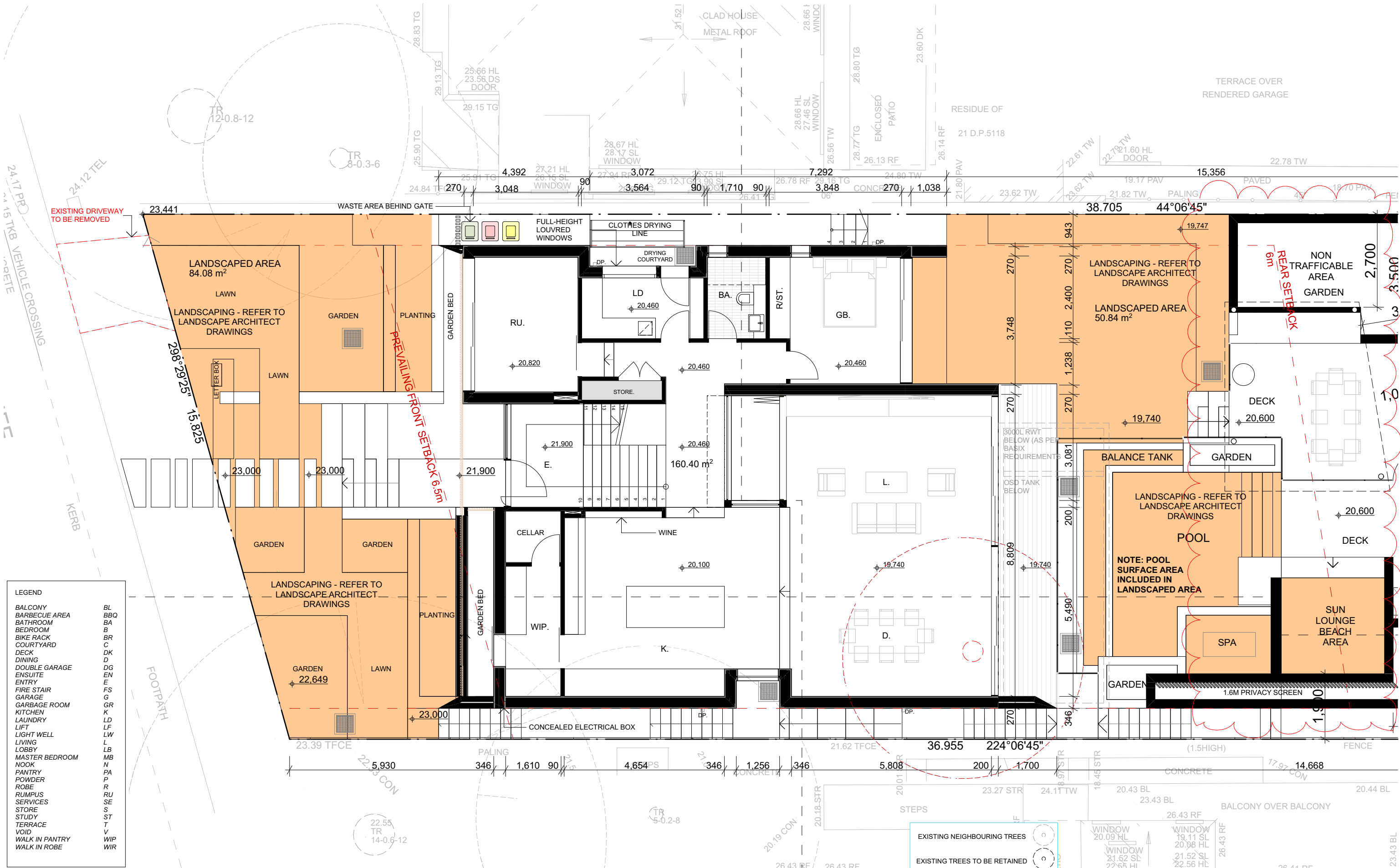
- EXISTING DWELLING TO BE DEMOLISHED
- EXISTING NEIGHBOURING TREES
- EXISTING TREES TO BE RETAINED
- EXISTING TREES TO BE REMOVED
- PIT TO S/W RECOMMENDATION

DEVELOPMENT APPLICATION



amendments		
Date	Issue	Description
12/11/20	DA.01	DEVELOPMENT APPLICATION ISSUE
10/02/2021	DA.B	ISSUE B - RFI
18/03/2021	DA.C	ISSUE C - STUDIO/REAR LANDSCAPE

Client GC & MC.	Project description NEW DWELLING HOUSE	Sheet no. DA.03
Drawing GARAGE PLAN	Project address 38 UNDERCLIFF ROAD FRESHWATER NSW 2096	Job no. 2015DA



- LEGEND
- BALCONY
 - BARBECUE AREA
 - BATHROOM
 - BEDROOM
 - BIKE RACK
 - COURTYARD
 - DECK
 - DINING
 - DOUBLE GARAGE
 - ENSUITE
 - ENTRY
 - FIRE STAIR
 - GARAGE
 - GARBAGE ROOM
 - KITCHEN
 - LAUNDRY
 - LIFT
 - LIGHT WELL
 - LIVING
 - LOBBY
 - MASTER BEDROOM
 - NOOK
 - PANTRY
 - POWDER
 - ROBE
 - RUMPUS
 - SERVICES
 - STORE
 - STUDY
 - TERRACE
 - VOID
 - WALK IN PANTRY
 - WALK IN ROBE
- BL
BBQ
BA
B
BR
C
DK
D
DG
EN
E
FS
G
GR
K
LD
LF
LW
L
LB
MB
N
PA
P
R
RU
SE
S
ST
T
V
WIP
WIR

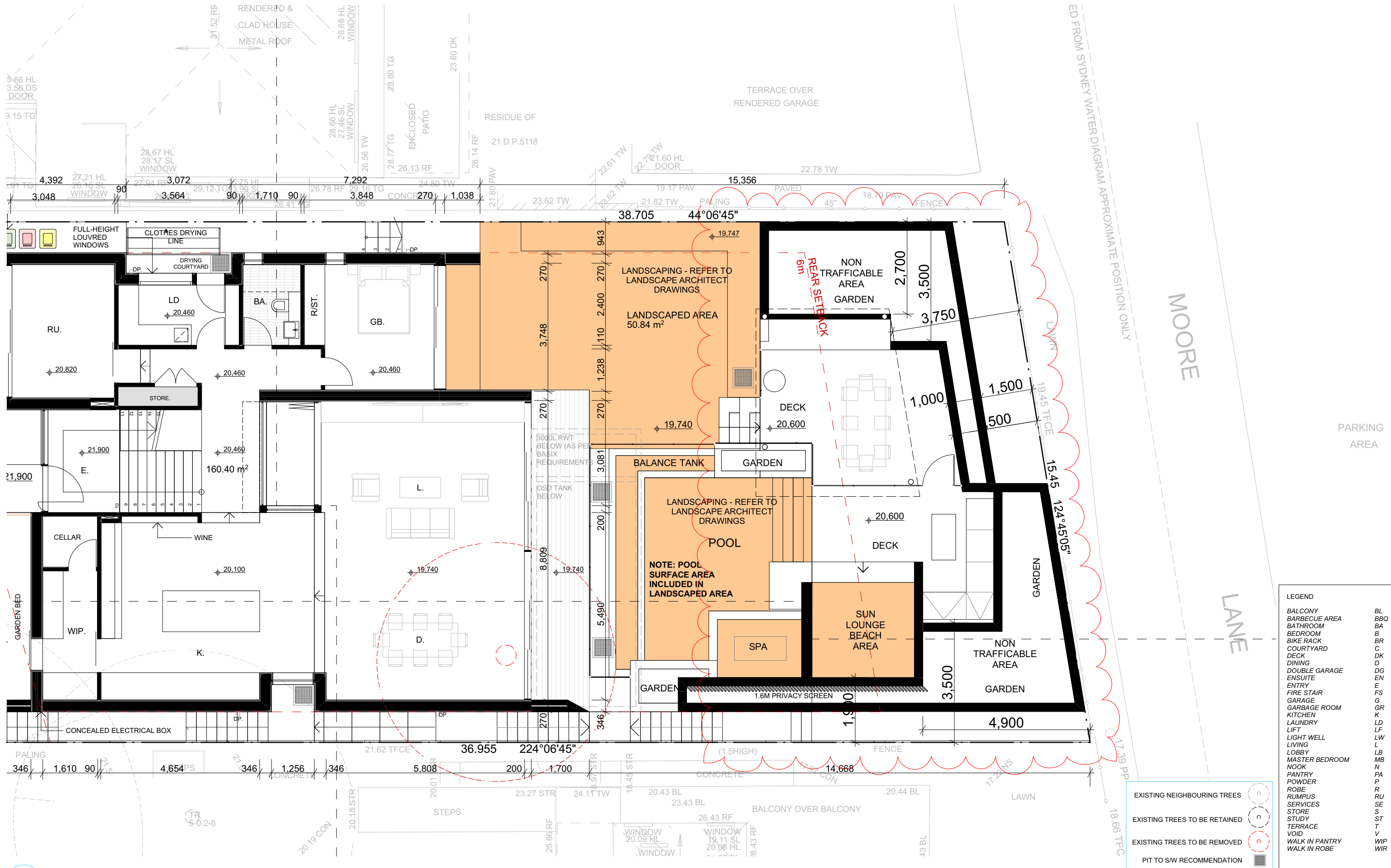
GROUND FLOOR
1:100

- EXISTING NEIGHBOURING TREES
- EXISTING TREES TO BE RETAINED
- EXISTING TREES TO BE REMOVED
- PIT TO S/W RECOMMENDATION

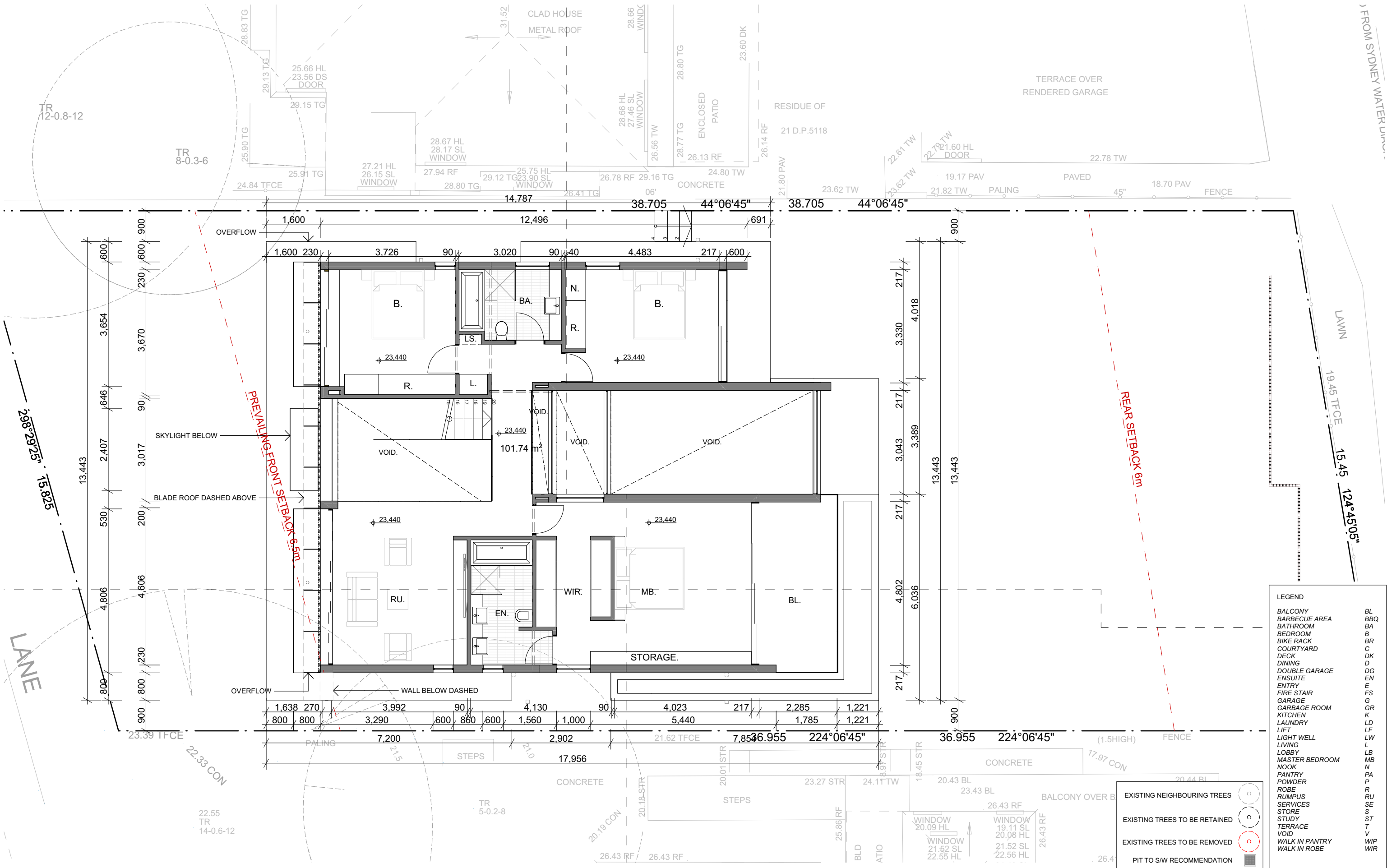
DEVELOPMENT APPLICATION

amendments	Issue	Description
Date	DA01	DEVELOPMENT APPLICATION ISSUE
12/11/20	DA.B	ISSUE B - RFI
10/02/2021	DA.C	ISSUE C - STUDIO/REAR LANDSCAPE
18/03/2021		

Client	Project description	Sheet no.
GC & MC.	NEW DWELLING HOUSE	DA.04
Drawing	Project address	Job no.
GROUND FLOOR PLAN	38 UNDERCLIFF ROAD	2015DA
	FRESHWATER NSW 2096	



GROUND FLOOR
Scale 1:100





ROOF PLAN
1:100

ARKHAUS

(02) 9697 9554 hello@arkhaus.com.au www.arkhaus.com.au Suite 4.03/ 77 Dunning Avenue, Rosebery NSW 2018

The works to be completed in accordance with the National Construction Code, Australian Standards are relevant by laws. All proprietary items are to be installed in accordance with manufacturers details and specifications. Statutory authority approvals and specifications that form part of the construction methods are to be adhered to. Work references of dimensioned measurements are to be taken over scaled measurements. These drawings have been prepared by Arkhaus and remain the property of the above mentioned part. These drawings are not to be used in any way without the permission of Arkhaus and are subject to copyright laws.



amendments

Date	Issue	Description
12/11/20	DA01	DEVELOPMENT APPLICATION ISSUE
10/02/2021	DA.B	ISSUE B - RFI

DEVELOPMENT APPLICATION

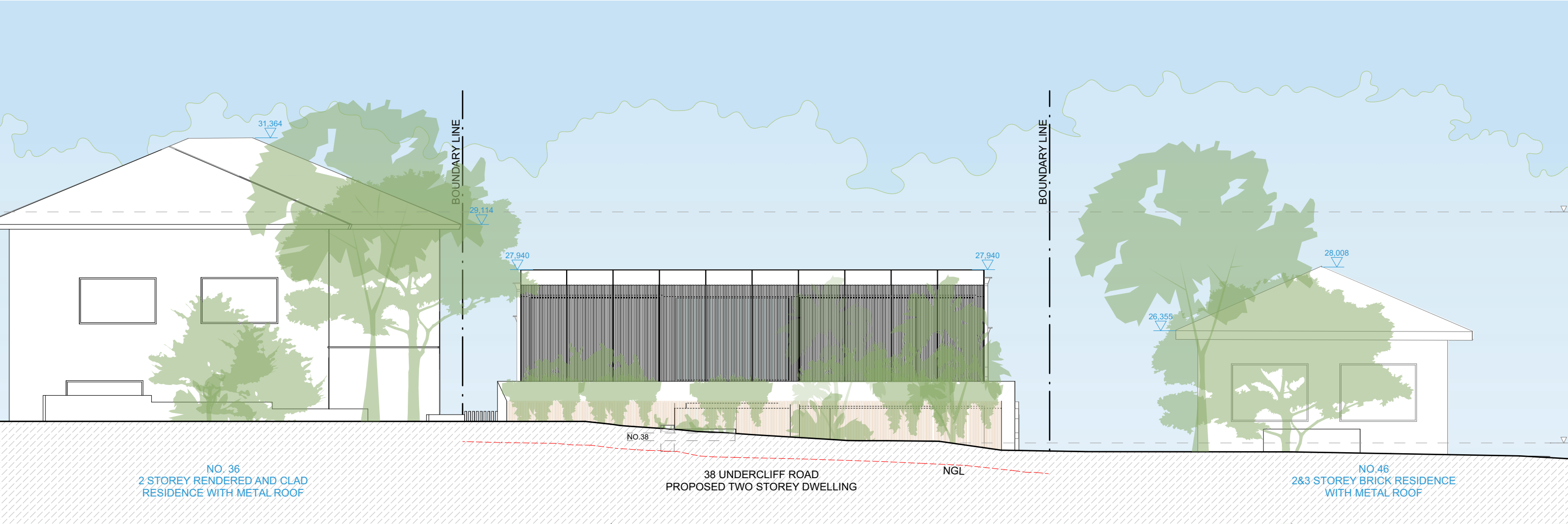
Client
GC & MC.

Drawing ROOF PLAN

Project description

NEW DWELLING HOUSE

Project address
38 UNDERCLIFF ROAD
FRESHWATER NSW 2096



STREETSCAPE
1:100

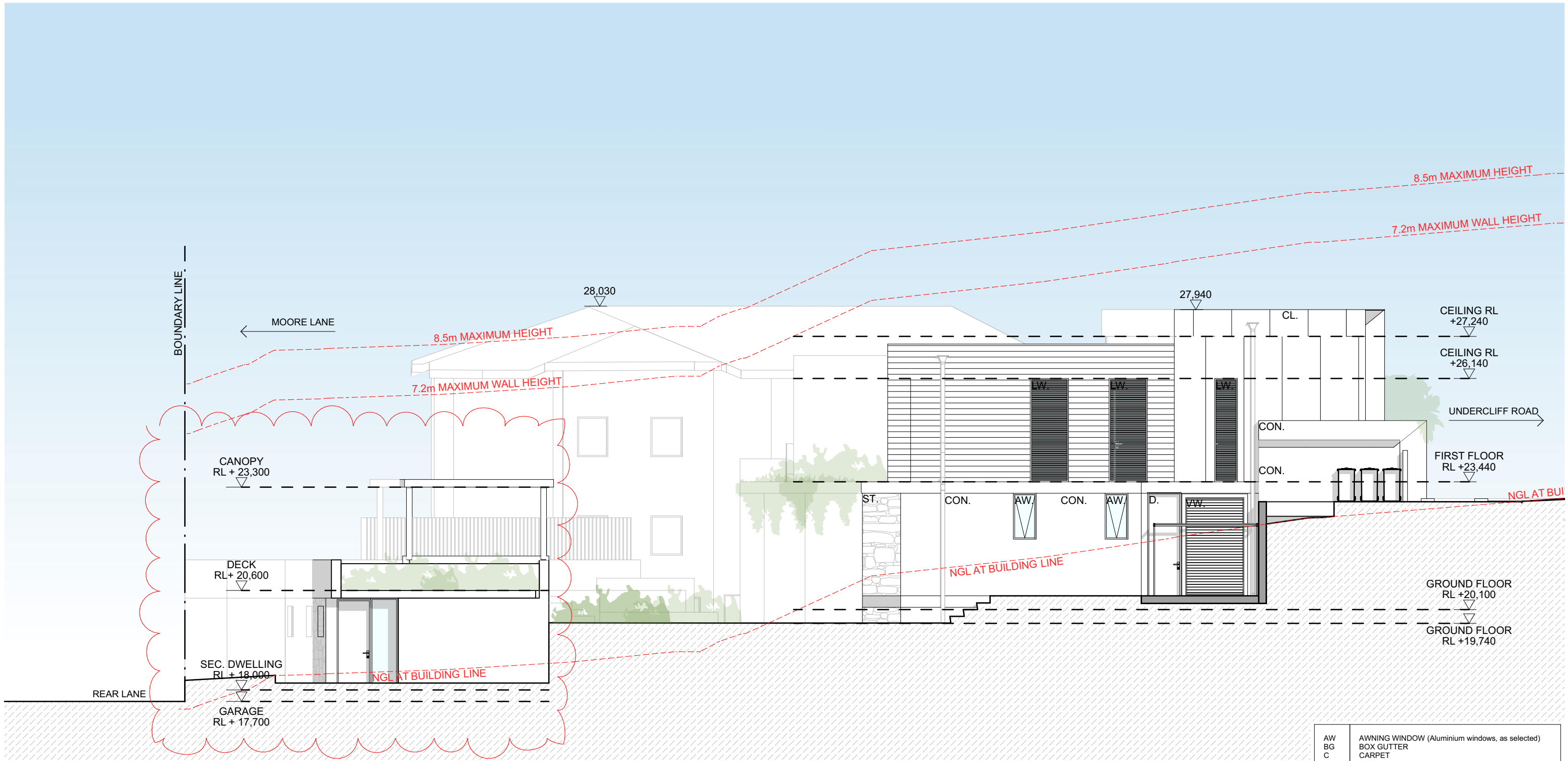


STREETSCAPE PERSPECTIVE

DEVELOPMENT APPLICATION

amendments		
Date	Issue	Description
12/11/20	DA01	DEVELOPMENT APPLICATION ISSUE
10/02/2021	DA.B	ISSUE B - RFI

Client GC & MC.	Project description NEW DWELLING HOUSE	Sheet no. DA.08
Drawing STREETSCAPE	Project address 38 UNDERCLIFF ROAD FRESHWATER NSW 2096	Job no. 2015DA



NORTH ELEVATION
1:100

AW	AWNING WINDOW (Aluminium windows, as selected)
BG	BOX GUTTER
C	CARPET
CL	CLADDING
CON	CONCRETE (As selected)
CW	CASEMENT WINDOW (Aluminium windows, as selected)
DP	DOWN PIPE
FB	FACE BRICK (As selected)
FRP	FACADE RENDERED & PAINTED FINISH
FW	FIXED WINDOW (Aluminium window, as selected)
GB	GLASS BALUSTRADING
LW	LOUVRE WINDOW
MB	METAL BALUSTRADING
MR	METAL ROOFING (As selected)
OB	OBSCURE GLASS
PS	PRIVACY SCREENING
PSE	PAINTED SLAB EDGE (As selected)
SD	SLIDING DOOR (Aluminium doors as selected)
SW	SLIDING WINDOW (Aluminium windows, as selected)
T	TILES (As selected)
TF	TIMBER FLOOR
VW	VENT WINDOW (Aluminium window, as selected)
GD	GARAGE DOOR

DEVELOPMENT APPLICATION

ARKHAUS

(02) 9697 9554 hello@arkhaus.com.au www.arkhaus.com.au Suite 4.03/ 77 Dunning Avenue, Rosebery NSW 2018

The works to be completed in accordance with the National Construction Code, Australian Standards and relevant by laws. All proprietary items are to be installed in accordance with manufacturers details and specifications. Statutory authority approvals and specifications that form part of the construction methods are to be adhered to. Work references of dimensioned measurements are to be taken over scaled measurements. These drawings have been prepared by Arkhaus and remain the property of the above mentioned part. These drawings are not to be used in any way without the permission of Arkhaus and are subject to copyright laws.

amendments

Date	Issue	Description
12/11/20	DA01	DEVELOPMENT APPLICATION ISSUE
10/02/2021	DA.B	ISSUE B - RFI
18/03/2021	DA.C	ISSUE C - STUDIO/REAR LANDSCAPE

Client

GC & MC.

Drawing

ELEVATIONS

Project description

NEW DWELLING HOUSE

Project address

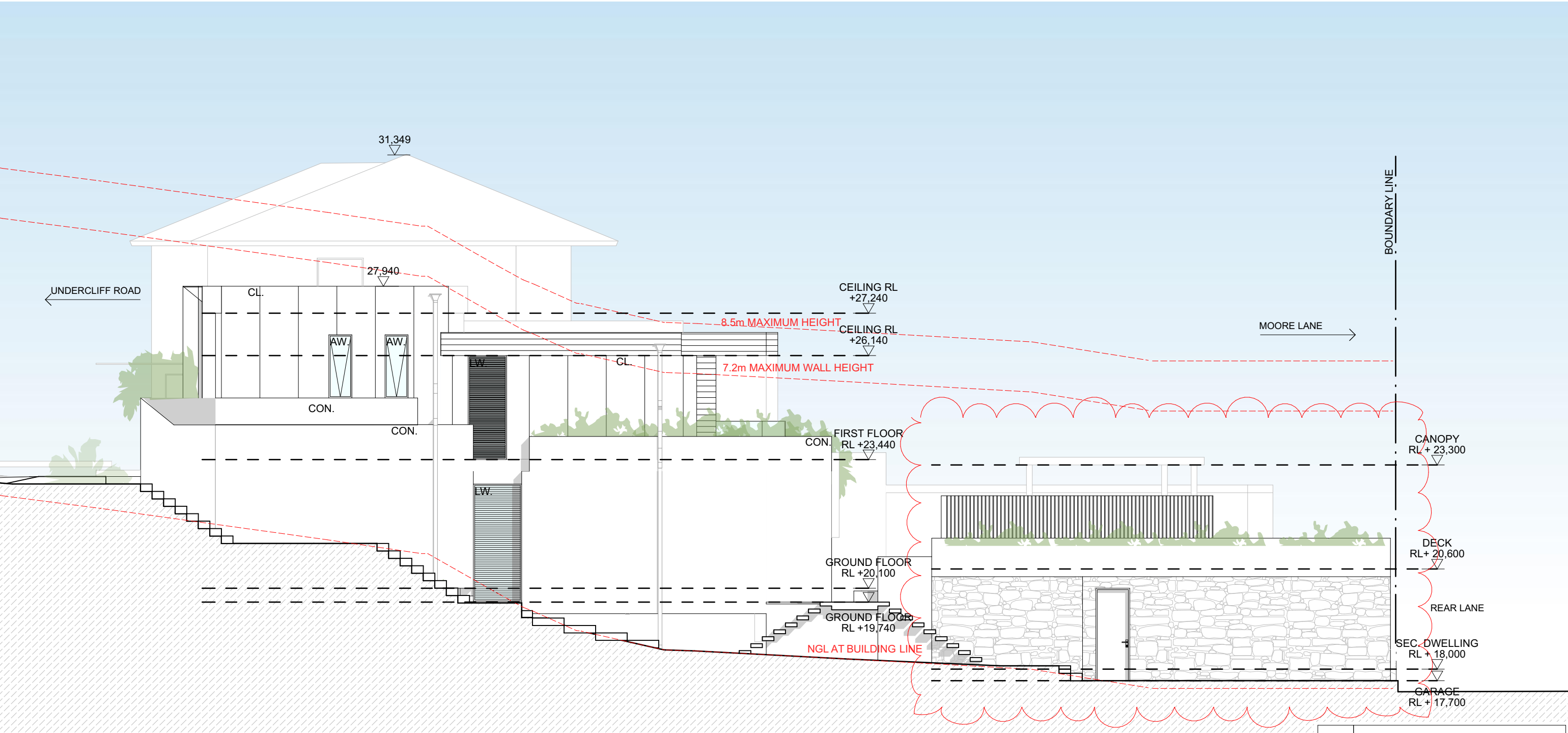
38 UNDERCLIFF ROAD
FRESHWATER NSW 2096

Sheet no.

DA.09

Job no.

2015DA



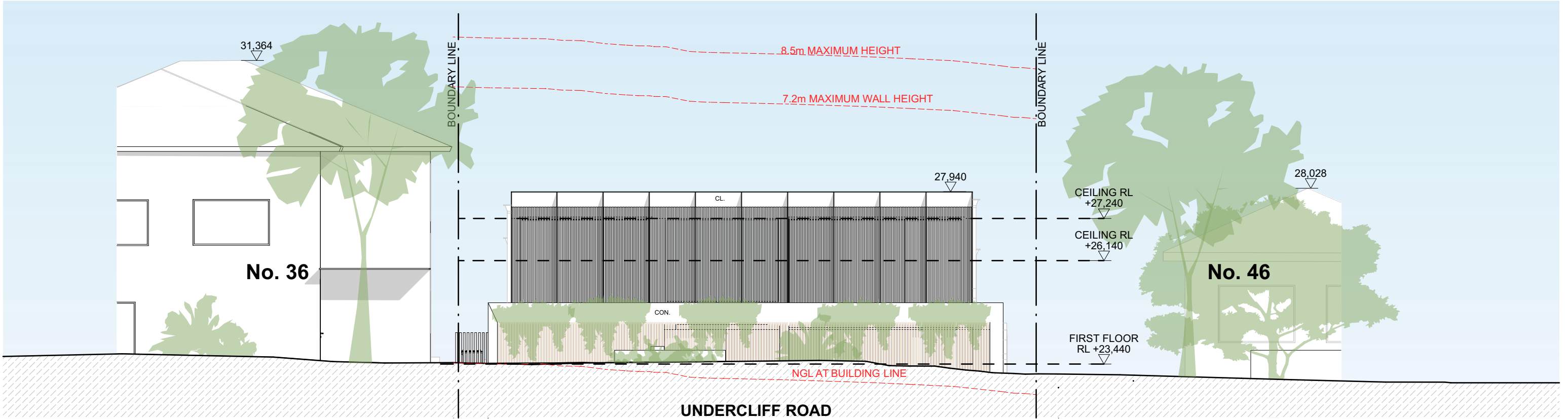
SOUTH ELEVATION
1:100

AW	AWNING WINDOW (Aluminium windows, as selected)
BG	BOX GUTTER
C	CARPET
CL	CLADDING
CON	CONCRETE (As selected)
CW	CASEMENT WINDOW (Aluminium windows, as selected)
DP	DOWN PIPE
FB	FACE BRICK (As selected)
FRP	FACADE RENDERED & PAINTED FINISH
FW	FIXED WINDOW (Aluminium window, as selected)
GB	GLASS BALUSTRADING
LW	LOUVRE WINDOW
MB	METAL BALUSTRADING
MR	METAL ROOFING (As selected)
OB	OBSCURE GLASS
PS	PRIVACY SCREENING
PSE	PAINTED SLAB EDGE (As selected)
SD	SLIDING DOOR (Aluminium doors as selected)
SW	SLIDING WINDOW (Aluminium windows, as selected)
T	TILES (As selected)
TF	TIMBER FLOOR
VW	VENT WINDOW (Aluminium window, as selected)
GD	GARAGE DOOR

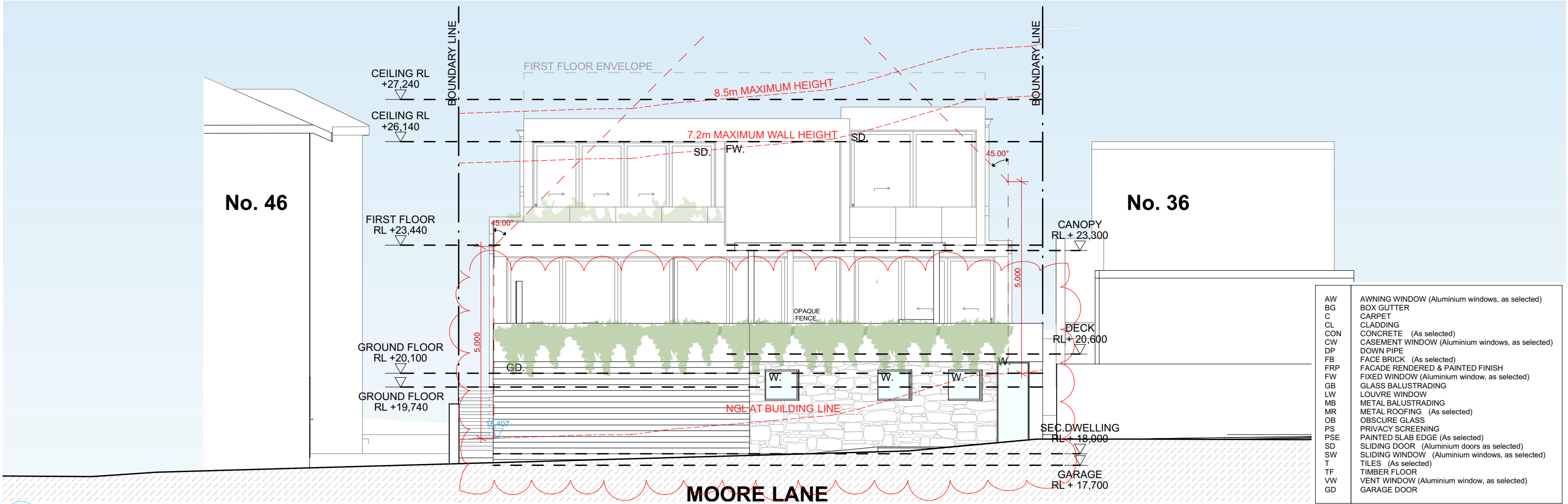
DEVELOPMENT APPLICATION

amendments		
Date	Issue	Description
12/11/20	DA01	DEVELOPMENT APPLICATION ISSUE
10/02/2021	DA.B	ISSUE B - RFI
18/03/2021	DA.C	ISSUE C - STUDIO/REAR LANDSCAPE

Client GC & MC.	Project description NEW DWELLING HOUSE	Sheet no. DA.10
Drawing ELEVATIONS	Project address 38 UNDERCLIFF ROAD FRESHWATER NSW 2096	Job no. 2015DA



WEST ELEVATION
1:100



EAST ELEVATION
1:100

AW	AWNING WINDOW (Aluminium windows, as selected)
BG	BOX GUTTER
C	CARPET
CL	CLADDING
CON	CONCRETE (As selected)
CW	CASEMENT WINDOW (Aluminium windows, as selected)
DP	DOWN PIPE
FB	FACE BRICK (As selected)
FRP	FACADE RENDERED & PAINTED FINISH
FW	FIXED WINDOW (Aluminium window, as selected)
GB	GLASS BALUSTRADING
LW	LOUVRE WINDOW
MB	METAL BALUSTRADING
MR	METAL ROOFING (As selected)
OB	OBSCURE GLASS
PS	PRIVACY SCREENING
PSE	PAINTED SLAB EDGE (As selected)
SD	SLIDING DOOR (Aluminium doors as selected)
SW	SLIDING WINDOW (Aluminium windows, as selected)
T	TILES (As selected)
TF	TIMBER FLOOR
VW	VENT WINDOW (Aluminium window, as selected)
GD	GARAGE DOOR

DEVELOPMENT APPLICATION

ARKHAUS

(02) 9697 9554 hello@arkhaus.com.au www.arkhaus.com.au Suite 4.03/ 77 Dunning Avenue, Rosebery NSW 2018

The works to be completed in accordance with the National Construction Code, Australian Standards and relevant by laws. All proprietary items are to be installed in accordance with manufacturers details and specifications. Statutory authority approvals and specifications that form part of the construction methods are to be adhered to. Work references of dimensioned measurements are to be taken over scaled measurements. These drawings have been prepared by Arkhaus and remain the property of the above mentioned part. These drawings are not to be used in any way without the permission of Arkhaus and are subject to copyright laws.

amendments

Date	Issue	Description
12/11/20	DA01	DEVELOPMENT APPLICATION ISSUE
10/02/2021	DA.B	ISSUE B - RFI
18/03/2021	DA.C	ISSUE C - STUDIO/REAR LANDSCAPE

Client

GC & MC.

Drawing

ELEVATIONS

Project description

NEW DWELLING HOUSE

Project address

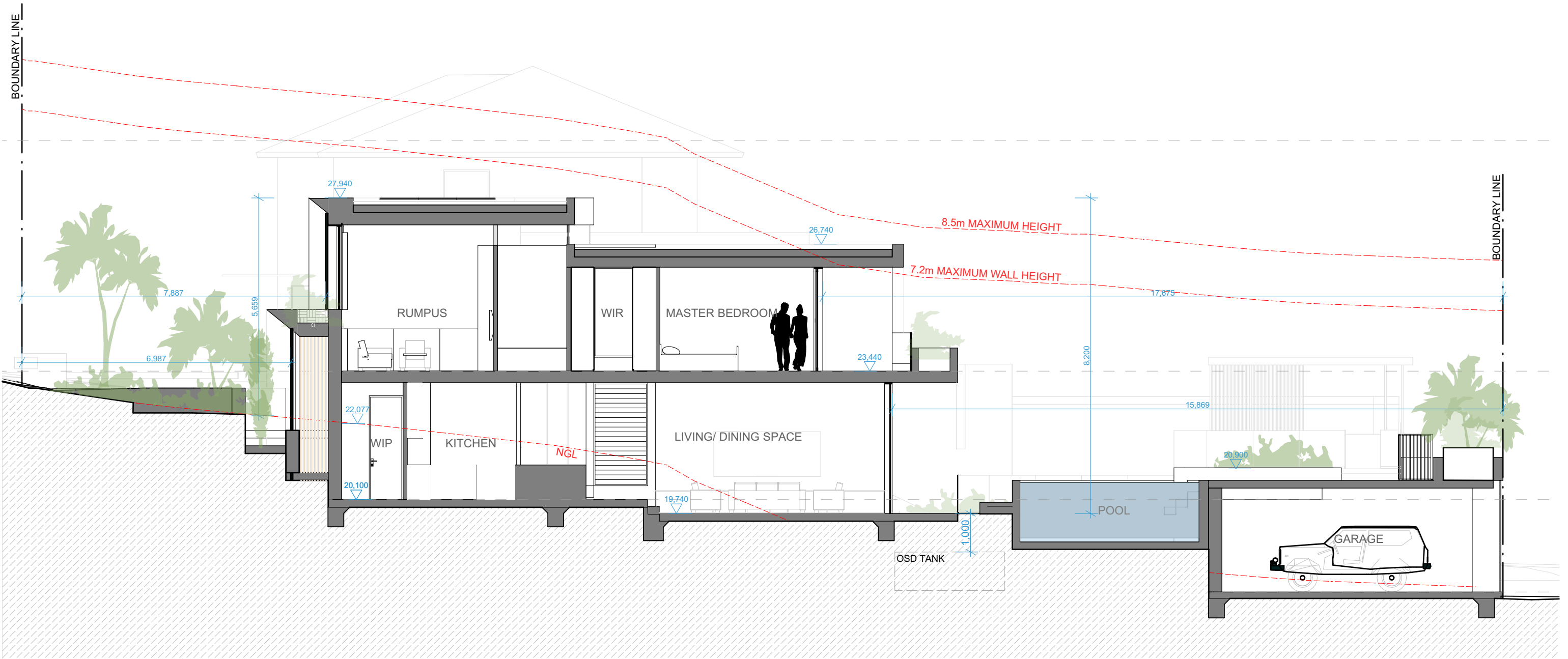
38 UNDERCLIFF ROAD
FRESHWATER NSW 2096

Sheet no.

DA.11

Job no.

2015DA



SECTION AA
1:100

AW	AWNING WINDOW (Aluminium windows, as selected)
BG	BOX GUTTER
C	CARPET
CL	CLADDING
CON	CONCRETE (As selected)
CW	CASEMENT WINDOW (Aluminium windows, as selected)
DP	DOWN PIPE
FB	FACE BRICK (As selected)
FRP	FACADE RENDERED & PAINTED FINISH
FW	FIXED WINDOW (Aluminium window, as selected)
GB	GLASS BALUSTRADING
LW	LOUVRE WINDOW
MB	METAL BALUSTRADING
MR	METAL ROOFING (As selected)
OB	OBSCURE GLASS
PS	PRIVACY SCREENING
PSE	PAINTED SLAB EDGE (As selected)
SD	SLIDING DOOR (Aluminium doors as selected)
SW	SLIDING WINDOW (Aluminium windows, as selected)
T	TILES (As selected)
TF	TIMBER FLOOR
VW	VENT WINDOW (Aluminium window, as selected)
GD	GARAGE DOOR

DEVELOPMENT APPLICATION

ARKHAUS

(02) 9697 9554 hello@arkhaus.com.au www.arkhaus.com.au Suite 4.03/ 77 Dunning Avenue, Rosebery NSW 2018

The works to be completed in accordance with the National Construction Code, Australian Standards and relevant by laws. All proprietary items are to be installed in accordance with manufacturers details and specifications. Statutory authority approvals and specifications that form part of the construction methods are to be adhered to. Work references of dimensioned measurements are to be taken over scaled measurements. These drawings have been prepared by Arkhaus and remain the property of the above mentioned part. These drawings are not to be used in any way without the permission of Arkhaus and are subject to copyright laws.

amendments

Date	Issue	Description
12/11/20	DA01	DEVELOPMENT APPLICATION ISSUE
10/02/2021	DA.B	ISSUE B - RFI

Client

GC & MC.

Drawing

SECTIONS

Project description

NEW DWELLING HOUSE

Project address

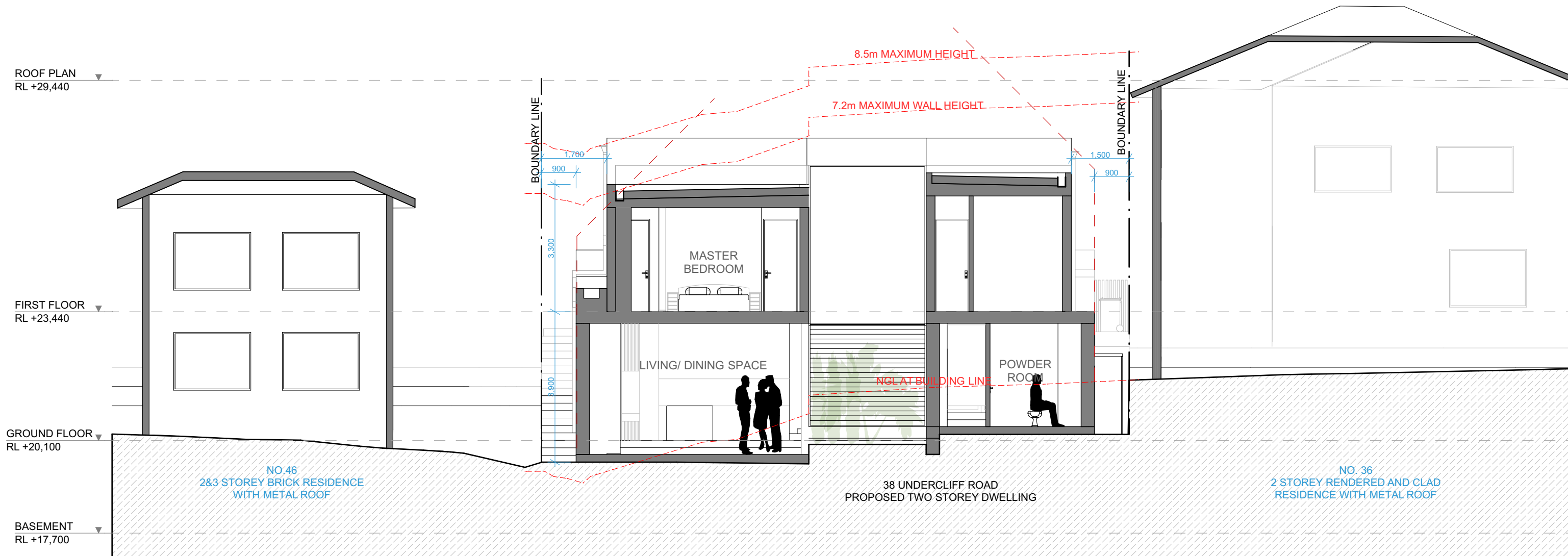
38 UNDERCLIFF ROAD
FRESHWATER NSW 2096

Sheet no.

DA.12

Job no.

2015DA



SECTION BB
1:100

AW	AWNING WINDOW (Aluminium windows, as selected)
BG	BOX GUTTER
C	CARPET
CL	CLADDING
CON	CONCRETE (As selected)
CW	CASEMENT WINDOW (Aluminium windows, as selected)
DP	DOWN PIPE
FB	FACE BRICK (As selected)
FRP	FACADE RENDERED & PAINTED FINISH
FW	FIXED WINDOW (Aluminium window, as selected)
GB	GLASS BALUSTRADING
LW	LOUVRE WINDOW
MB	METAL BALUSTRADING
MR	METAL ROOFING (As selected)
OB	OBSCURE GLASS
PS	PRIVACY SCREENING
PSE	PAINTED SLAB EDGE (As selected)
SD	SLIDING DOOR (Aluminium doors as selected)
SW	SLIDING WINDOW (Aluminium windows, as selected)
T	TILES (As selected)
TF	TIMBER FLOOR
VW	VENT WINDOW (Aluminium window, as selected)
GD	GARAGE DOOR

DEVELOPMENT APPLICATION

ARKHAUS

(02) 9697 9554 hello@arkhaus.com.au www.arkhaus.com.au Suite 4.03/ 77 Dunning Avenue, Rosebery NSW 2018

The works to be completed in accordance with the National Construction Code, Australian Standards and relevant by laws. All proprietary items are to be installed in accordance with manufacturers details and specifications. Statutory authority approvals and specifications that form part of the construction methods are to be adhered to. Work references of dimensioned measurements are to be taken over scaled measurements. These drawings have been prepared by Arkhaus and remain the property of the above mentioned part. These drawings are not to be used in any way without the permission of Arkhaus and are subject to copyright laws.

amendments

Date	Issue	Description
12/11/20	DA01	DEVELOPMENT APPLICATION ISSUE
10/02/2021	DA.B	ISSUE B - RFI

Client

GC & MC.

Drawing

SECTIONS

Project description

NEW DWELLING HOUSE

Project address

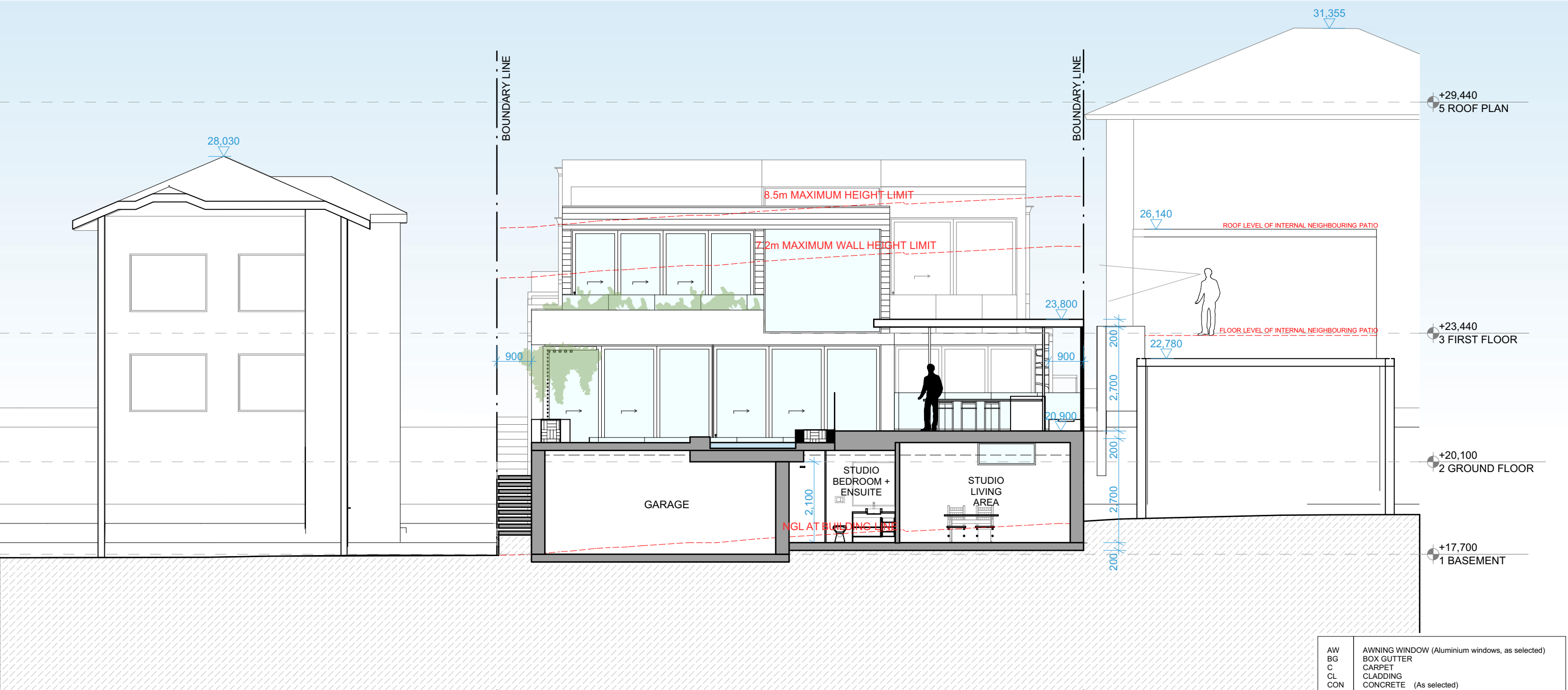
38 UNDERCLIFF ROAD
FRESHWATER NSW 2096

Sheet no.

DA.13

Job no.

2015DA



D

REAR SECTION THROUGH LANDSCAPING

AW	AWNING WINDOW (Aluminium windows, as selected)
BG	BOX GUTTER
C	CARPET
CL	CLADDING
CON	CONCRETE (As selected)
CW	CASEMENT WINDOW (Aluminium windows, as selected)
DP	DOWN PIPE
FB	FACE BRICK (As selected)
FRP	FACADE RENDERED & PAINTED FINISH
FW	FIXED WINDOW (Aluminium window, as selected)
GB	GLASS BALUSTRADING
LW	LOUVRE WINDOW
MB	METAL BALUSTRADING
MR	METAL ROOFING (As selected)
OB	OBSCURE GLASS
PS	PRIVACY SCREENING
PSE	PAINTED SLAB EDGE (As selected)
SD	SLIDING DOOR (Aluminium doors as selected)
SW	SLIDING WINDOW (Aluminium windows, as selected)
T	TILES (As selected)
TF	TIMBER FLOOR
VW	VENT WINDOW (Aluminium window, as selected)
GD	GARAGE DOOR

DEVELOPMENT APPLICATION



MOORE LANE PERSPECTIVE (1600MM EYE LEVEL)


DEVELOPMENT APPLICATION

amendments		
Date	Issue	Description
12/11/20	DA01	DEVELOPMENT APPLICATION ISSUE
10/02/2021	DA.B	ISSUE B - RFI
18/03/2021	DA.C	ISSUE C - STUDIO/REAR LANDSCAPE

Client	Project description	Sheet no.
GC & MC.	NEW DWELLING HOUSE	DA.15
Drawing	Project address	Job no.
PERSPECTIVES	38 UNDERCLIFF ROAD	2015DA
	FRESHWATER NSW 2096	




1.
WALLS
CONCRETE PRECAST




2.
WINDOWS
ANODIZED ALUMINIUM
WINDOWS, PRIVACY
SCREENS & FRONT
FENCE



3.
WALLS
CONCRETE - OFF
FORM



4.
WALLS
METAL CLADDING



5.
SCREENING
TIMBER LOOK
METAL

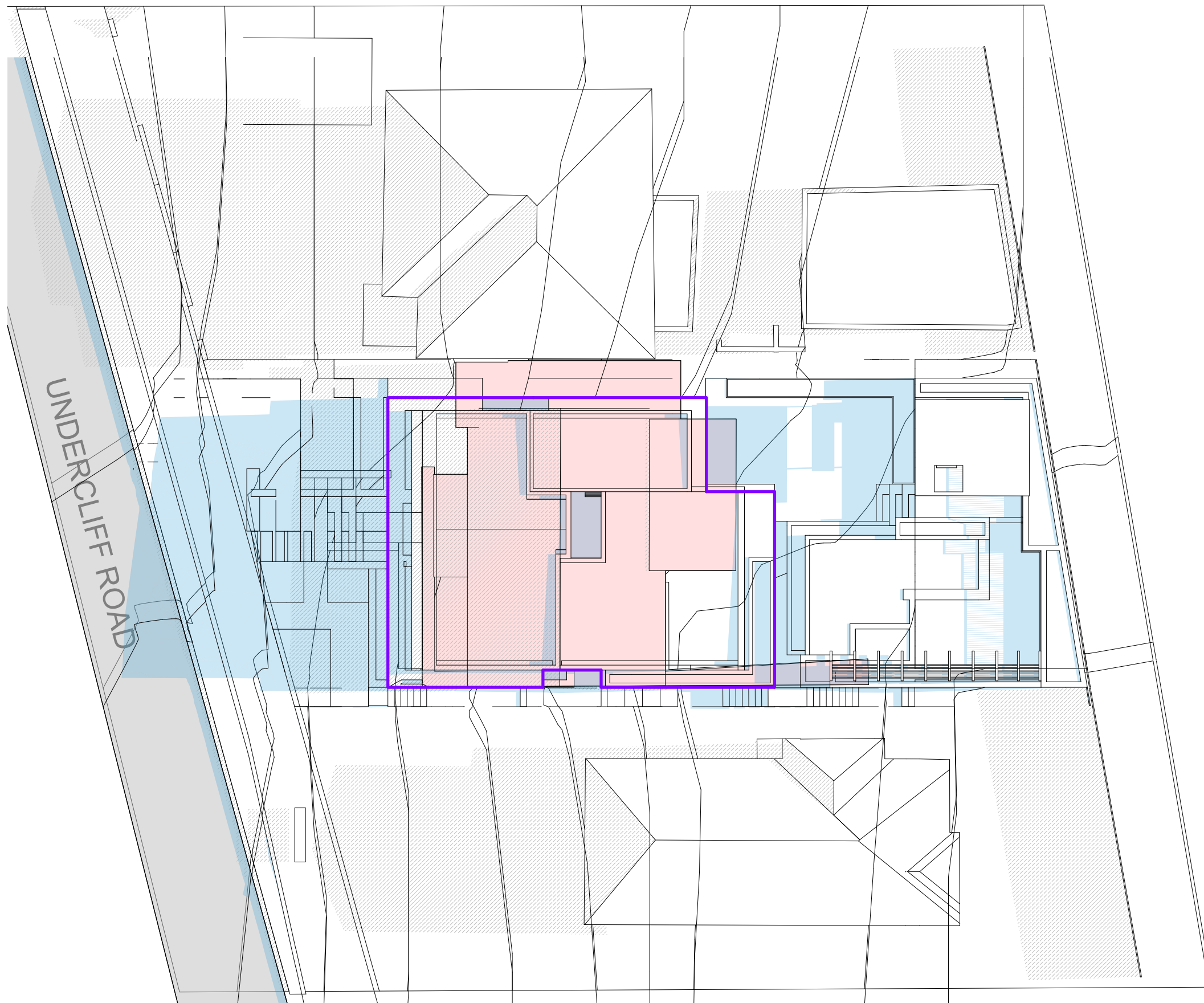


6.
FEATURES
ECOOOUTDOOR
STONE CALABOR

DEVELOPMENT APPLICATION

amendments		
Date	Issue	Description
12/11/20	DA01	DEVELOPMENT APPLICATION ISSUE
10/02/2021	DA.B	ISSUE B - RFI

Client GC & MC.	Project description NEW DWELLING HOUSE	Sheet no. DA.16
Drawing COLOURS & FINISHES SCHEDULE	Project address 18 UNDERCLIFF ROAD FRESHWATER NSW 2096	Job no. 2015DA



JUN-21-9AM
1:200

LEGEND

- EXISTING SHADOWS
- PROPOSED SHADOWS
- EXISTING HOUSE
- PROPOSED DWELLING

DEVELOPMENT APPLICATION



amendments		
Date	Issue	Description
12/11/20	DA01	DEVELOPMENT APPLICATION ISSUE
10/02/2021	DA.B	ISSUE B - RFI

Client
GC & MC.

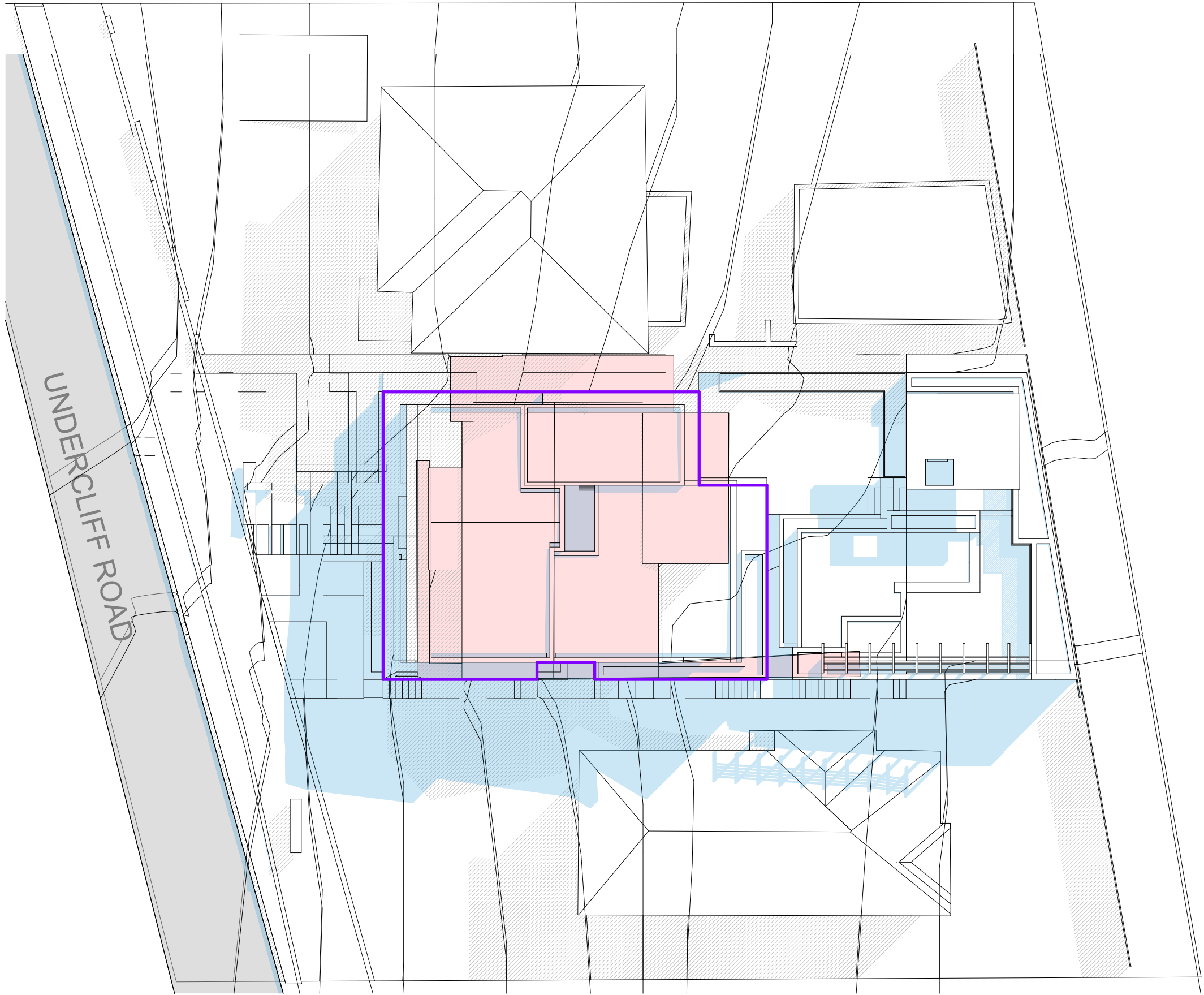
Drawing
SHADOW DIAGRAMS

Project description
NEW DWELLING HOUSE

Project address
38 UNDERCLIFF ROAD
FRESHWATER NSW 2096

Sheet no.
DA.17

Job no.
2015DA



JUN-21-12PM
1:200

DEVELOPMENT APPLICATION

ARKHAUS

(02) 9697 9554 hello@arkhaus.com.au www.arkhaus.com.au Suite 4.03/ 77 Dunning Avenue, Rosebery NSW 2018

The works to be completed in accordance with the National Construction Code, Australian Standards and relevant by laws. All proprietary items are to be installed in accordance with manufacturers details and specifications. Statutory authority approvals and specifications that form part of the construction methods are to be adhered to. Work references of dimensioned measurements are to be taken over scaled measurements. These drawings have been prepared by Arkhaus and remain the property of the above mentioned part. These drawings are not to be used in any way without the permission of Arkhaus and are subject to copyright laws.



amendments

Date	Issue	Description
12/11/20	DA01	DEVELOPMENT APPLICATION ISSUE
10/02/2021	DA.B	ISSUE B - RFI

Client
GC & MC.

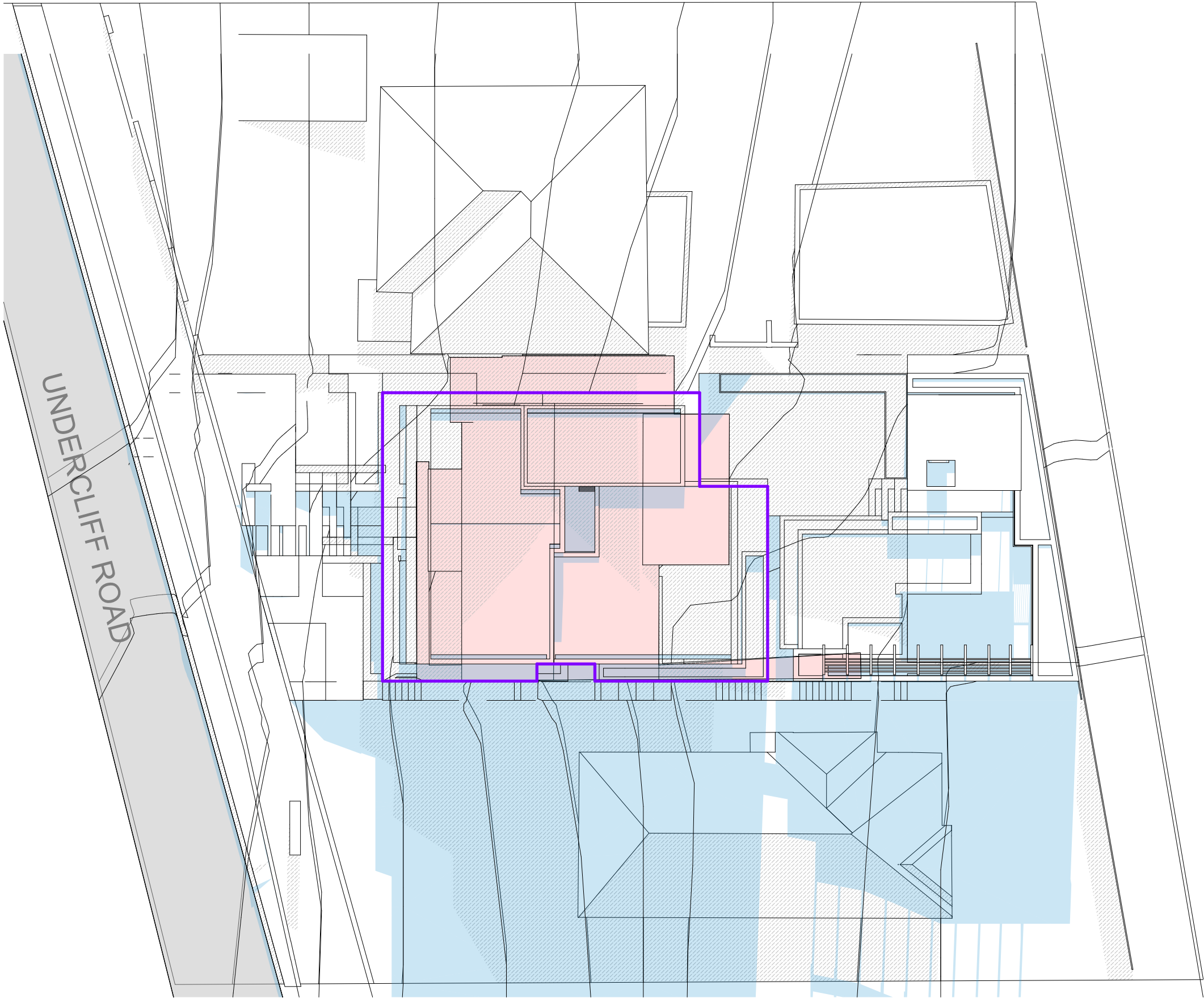
Drawing
SHADOW DIAGRAMS

Project description
NEW DWELLING HOUSE

Project address
38 UNDERCLIFF ROAD
FRESHWATER NSW 2096

Sheet no.
DA.18

Job no.
2015DA



JUN-21-3PM
1:200

DEVELOPMENT APPLICATION

ARKHAUS

(02) 9697 9554 hello@arkhaus.com.au www.arkhaus.com.au Suite 4.03/ 77 Dunning Avenue, Rosebery NSW 2018

The works to be completed in accordance with the National Construction Code, Australian Standards and relevant by laws. All proprietary items are to be installed in accordance with manufacturers details and specifications. Statutory authority approvals and specifications that form part of the construction methods are to be adhered to. Work references of dimensioned measurements are to be taken over scaled measurements. These drawings have been prepared by Arkhaus and remain the property of the above mentioned part. These drawings are not to be used in any way without the permission of Arkhaus and are subject to copyright laws.



amendments

Date	Issue	Description
12/11/20	DA01	DEVELOPMENT APPLICATION ISSUE
10/02/2021	DA.B	ISSUE B - RFI

Client

GC & MC.

Drawing

SHADOW DIAGRAMS

Project description

NEW DWELLING HOUSE

Project address

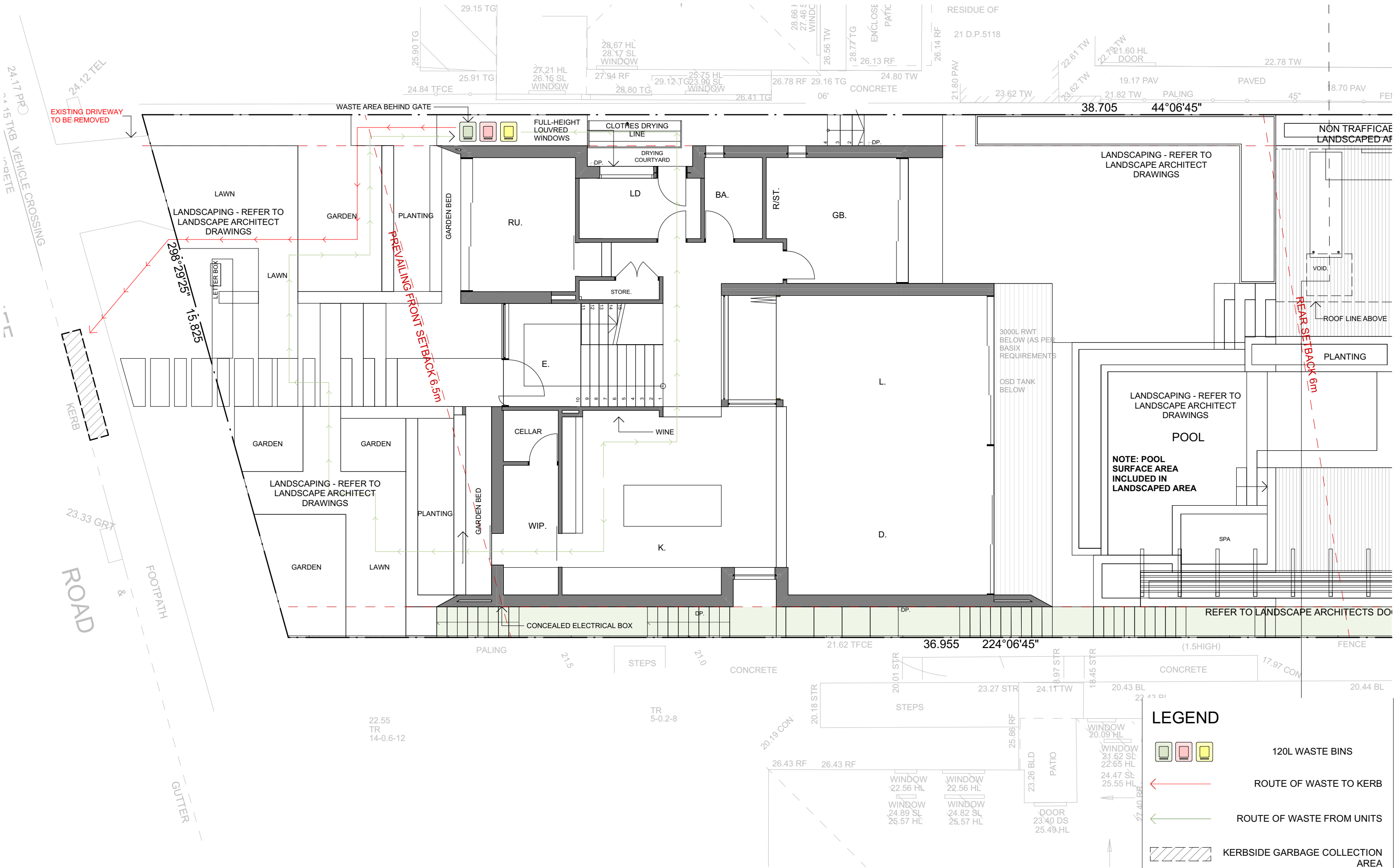
38 UNDERCLIFF ROAD
FRESHWATER NSW 2096

Sheet no.

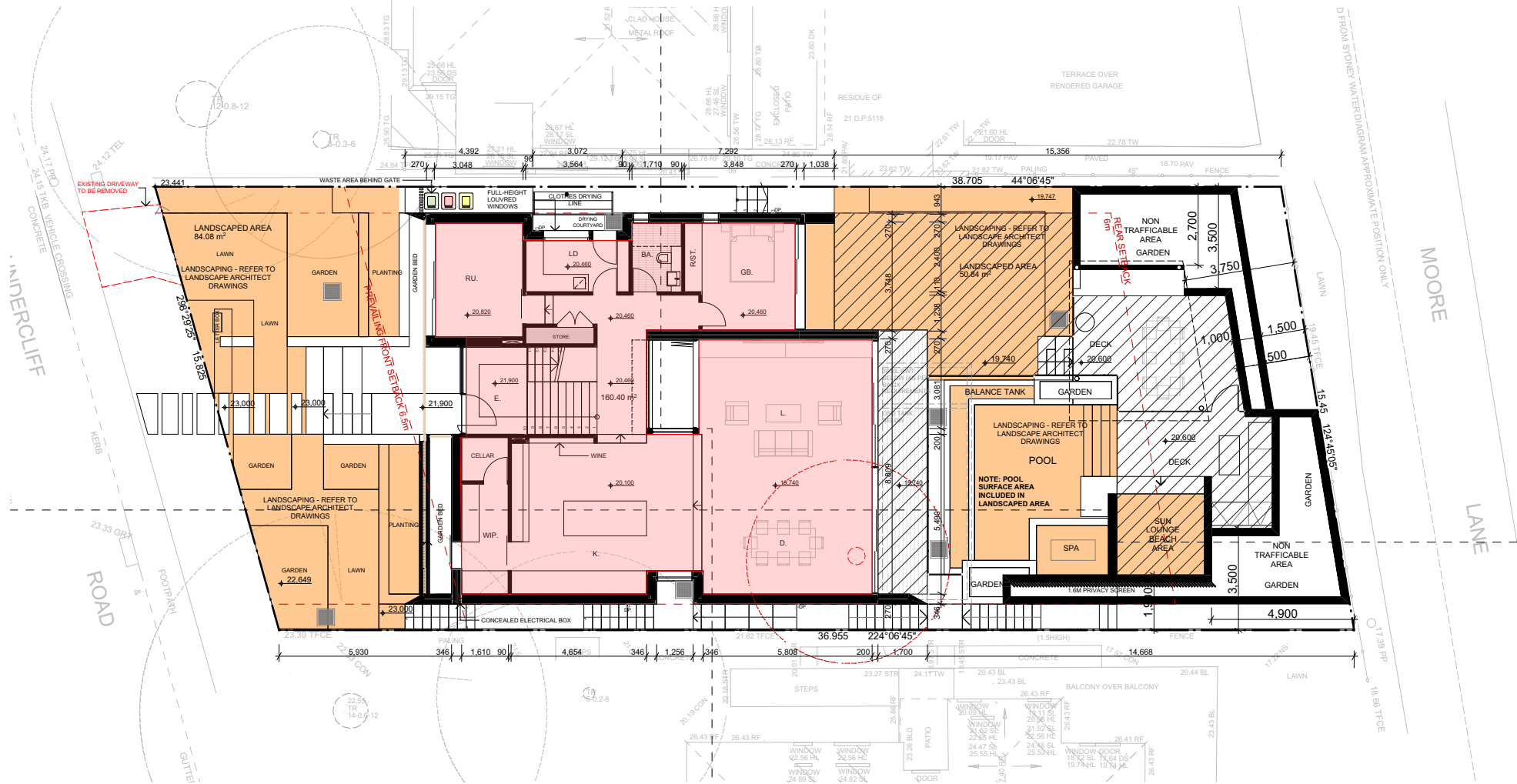
DA.19

Job no.

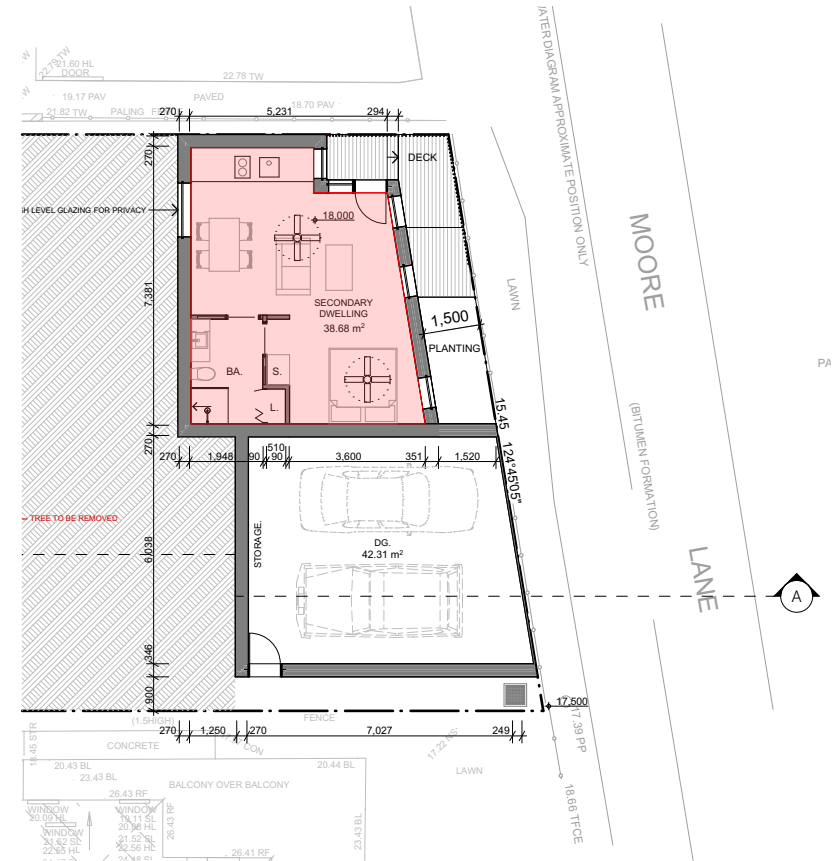
2015DA



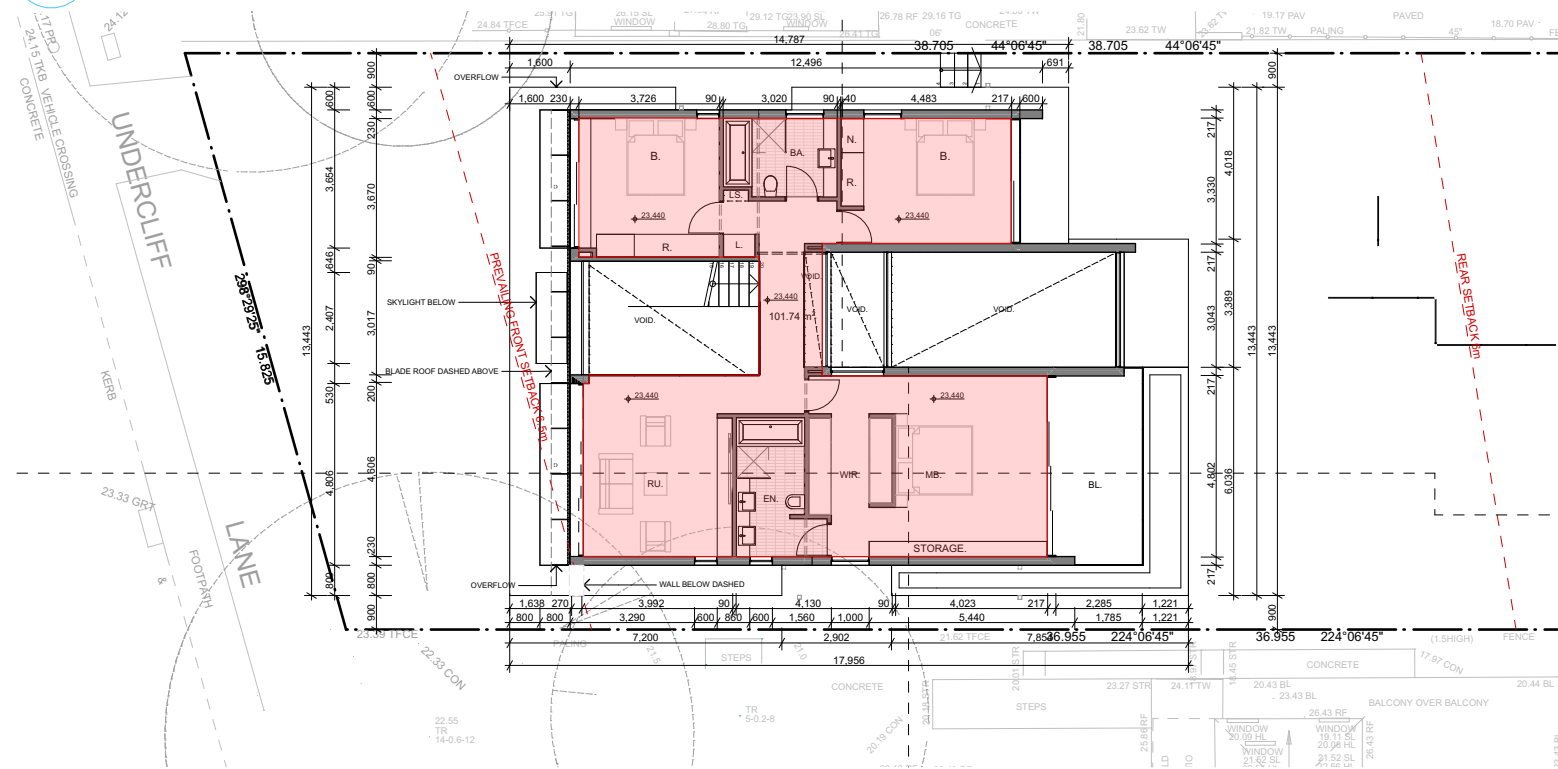
WASTE MANAGEMENT PLAN
1:100



GROUND FLOOR - CALCULATIONS



GARAGE - CALCULATIONS



FIRST FLOOR - CALCULATIONS

GFA BY STOREY	
STOREY	AREA
BASEMENT	38.68
GROUND FLOOR	160.40
FIRST FLOOR	101.74
	300.82 m ²

LANDSCAPE	
STOREY	AREA
GROUND FLOOR	177.29
	177.29 m ²

PRIVATE OPEN SPACE	
STOREY	AREA
GROUND FLOOR	101.15
	101.15 m ²

LEGEND	
	GROSS FLOOR AREA
	LANDSCAPE AREA
	PRIVATE OPEN SPACE

DEVELOPMENT APPLICATION

ARKHAUS

(02) 9697 9554 hello@arkhaus.com.au www.arkhaus.com.au Suite 4.03/ 77 Dunning Avenue, Rosebery NSW 2018

The works to be completed in accordance with the National Construction Code, Australian Standards and relevant by laws. All proprietary items are to be installed in accordance with manufacturers details and specifications. Statutory authority approvals and specifications that form part of the construction methods are to be adhered to. Work references of dimensioned measurements are to be taken over scaled measurements. These drawings have been prepared by Arkhaus and remain the property of the above mentioned part. These drawings are not to be used in any way without the permission of Arkhaus and are subject to copyright laws.

amendments

Date	Issue	Description
12/11/20	DA01	DEVELOPMENT APPLICATION ISSUE
10/02/2021	DA.B	ISSUE B - RFI
18/03/2021	DA.C	ISSUE C - STUDIO/REAR LANDSCAPE

Client
GC & MC.

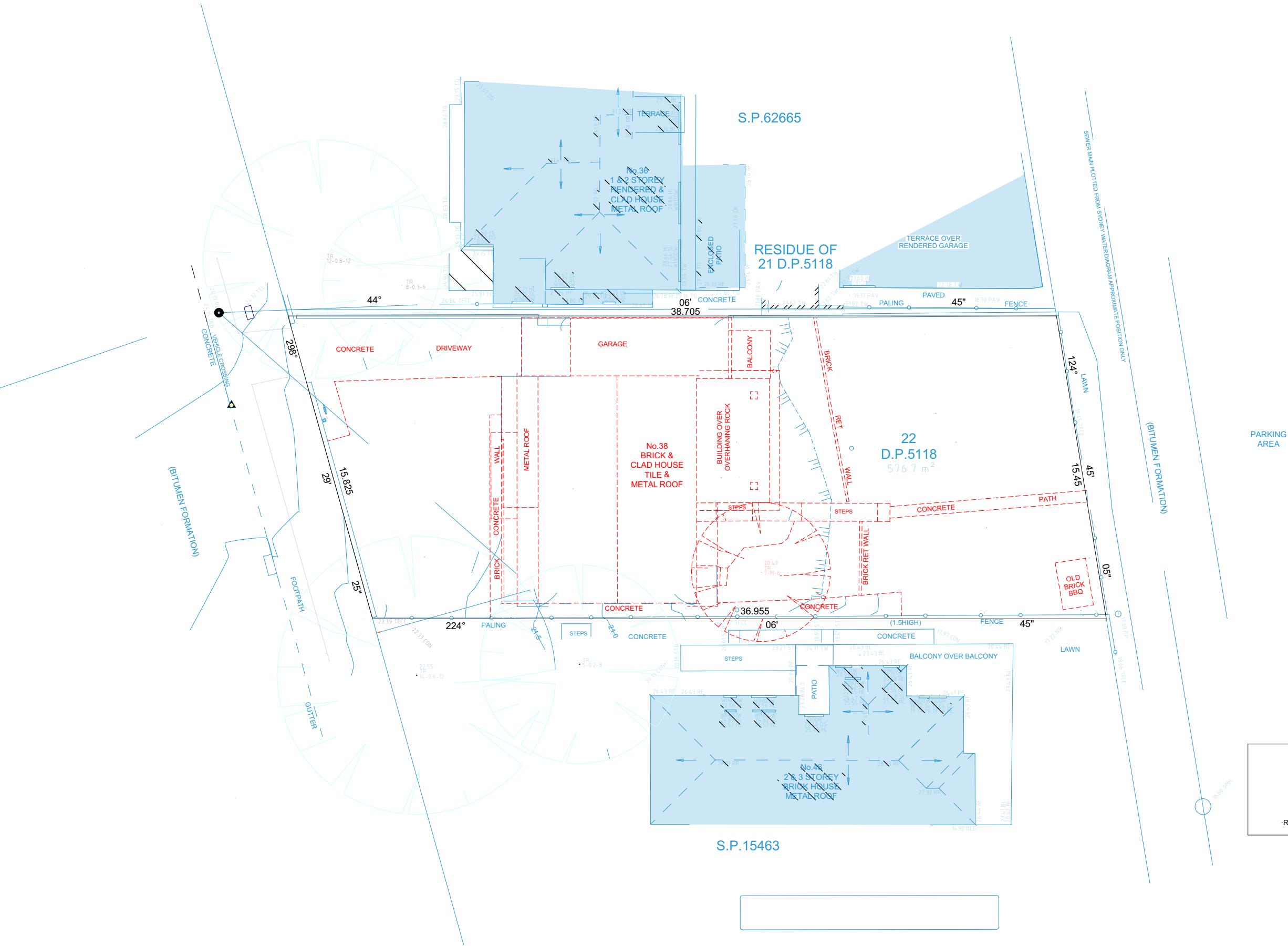
Drawing
GFA, DS, POS CALCULATIONS

Project description
NEW DWELLING HOUSE

Project address
38 UNDERCLIFF ROAD
FRESHWATER NSW 2096

Sheet no.
DA.21

Job no.
2015DA



DEMOLITION PLAN



amendments		
Date	Issue	Description
12/11/20	DA01	DEVELOPMENT APPLICATION ISSUE
10/02/2021	DA.B	ISSUE B - RFI

Client
GC & MC.

Drawing
DEMOLITION PLAN

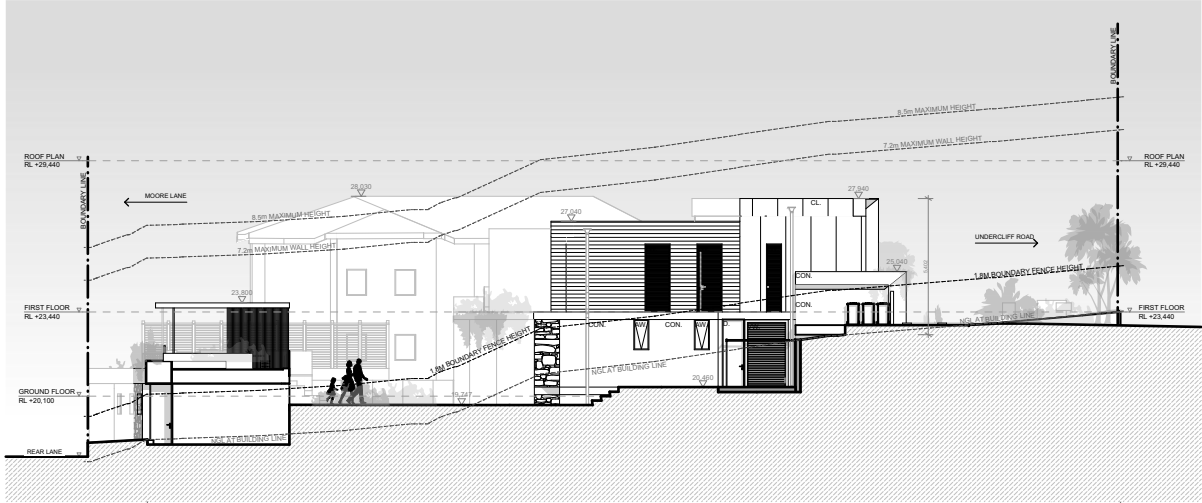
Project description
NEW DWELLING HOUSE

Project address
38 UNDERCLIFF ROAD
FRESHWATER NSW 2096

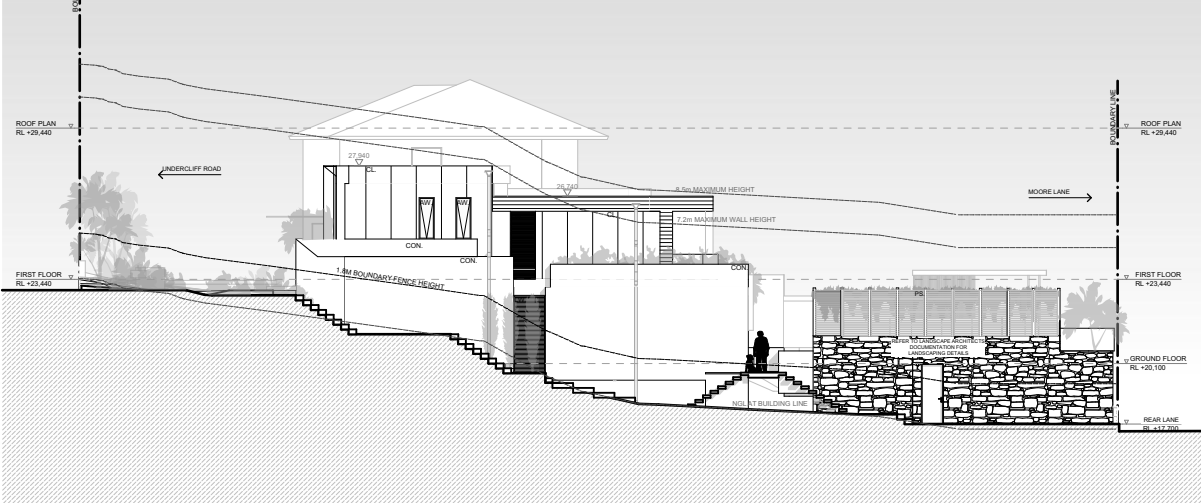
Sheet no.
DA.22

Job no.
2015DA

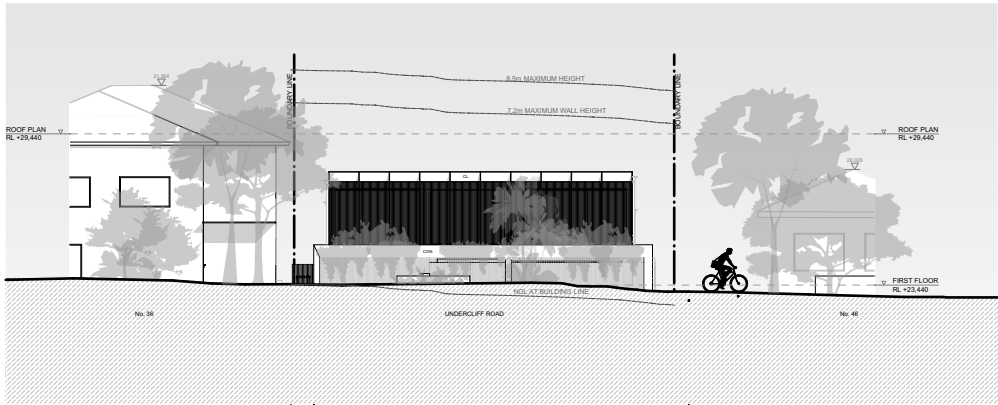
DEVELOPMENT APPLICATION



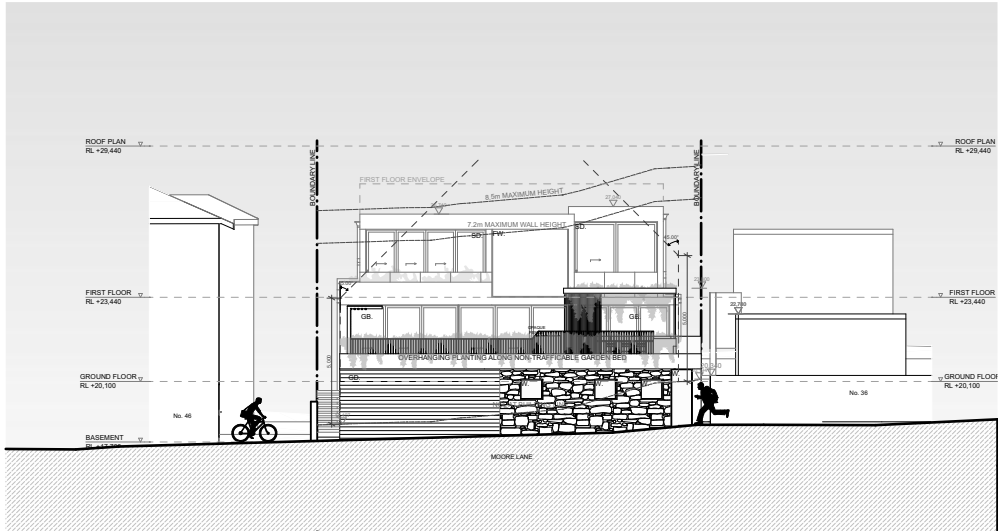
N NORTH ELEVATION
Scale 1:300



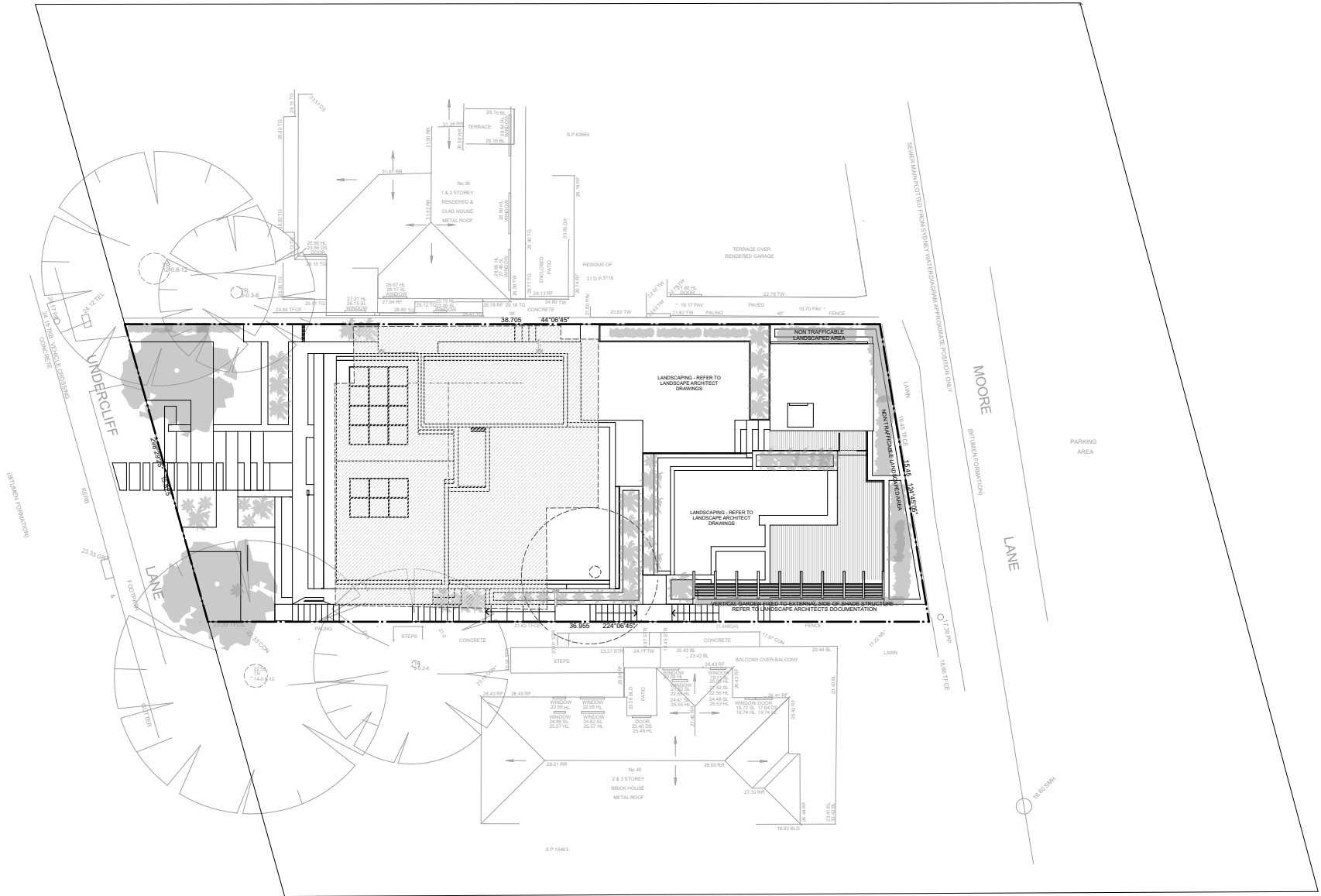
S SOUTH ELEVATION
Scale 1:300



W WEST ELEVATION
Scale 1:300



E EAST ELEVATION
Scale 1:300



SITE PLAN
Scale 1:300

Undercliff Road LANDSCAPE PLAN.



CLIENT: Mr G & Mrs M Cetinich

DESIGN: STEVE TAYLOR

PAGE: 1 of 2

ADDRESS: 38 Undercliff Road, Freshwater NSW 2096

HARD STRUCTURES: AMY TAYLOR

SCALE: 1:100 @ A1

DATE: 10/02/2021

CONCEPT PLAN: AMY TAYLOR

VERSION: No. 5

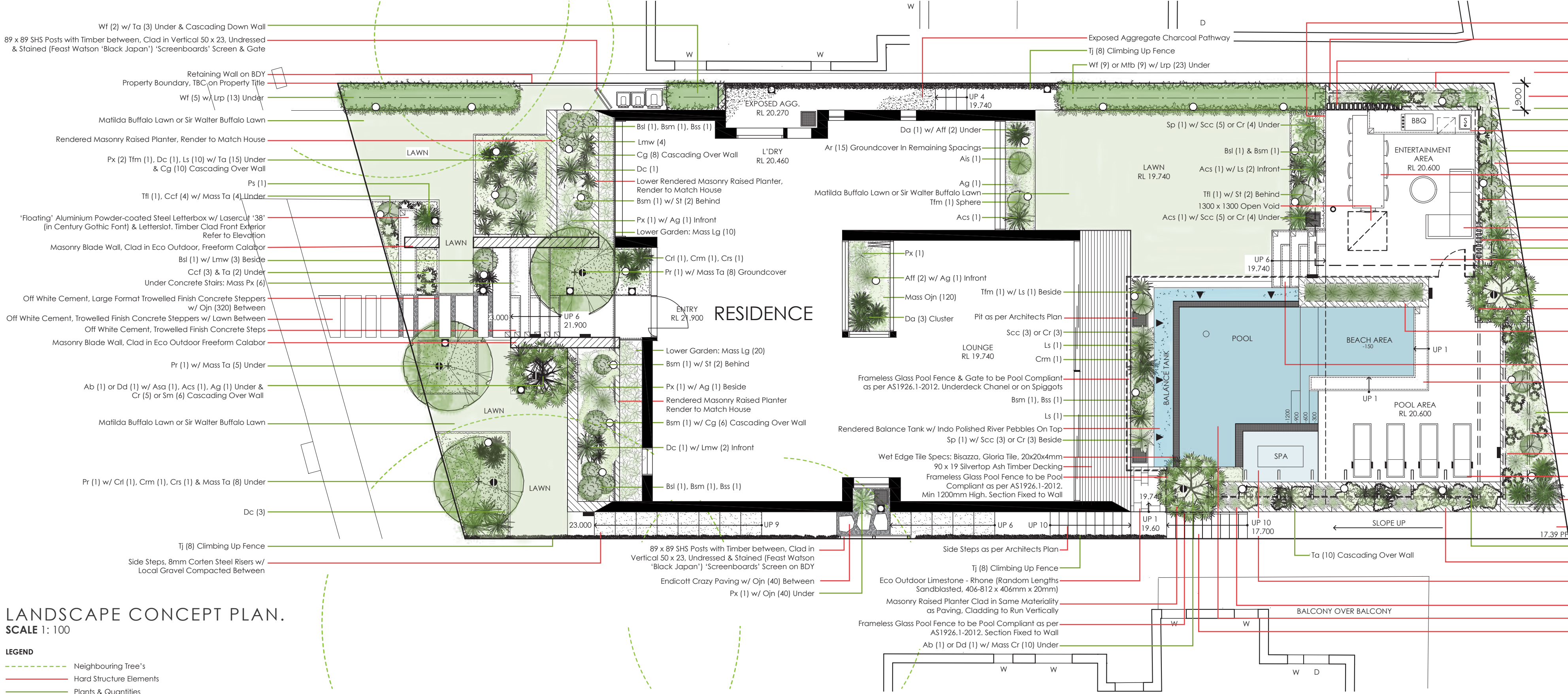



COS DESIGN.
LANDSCAPE / POOL / ALFRESCO / HOME
Multi Award Winning Landscape design & Construction

PROPOSED LIGHTING SCHEDULE.

65.5 m	24v LED 3.6w per M	LED LightStrip Lighting. Clear LED Strip GANL-LS-90
9	LED 5w	Path Light Linear Black. Black Finish GANL-GPLS112-8L
32	LED 5w	Accent 5 Uplight Light. Black Finish GANL-GAS-BLK
6	LED 8w	Accento 8 Uplight with 200mm Extender Pole/FB GANL-GAB-BLK-R200MCB
5	LED 8w	Underwater Light 8. Solid Brass Finish GANL-GUW-8
6	LED 5w	Step Light Linear Recessed. Black Finish GANL-GULLS120-8LK


REFERENCE IMAGES.



PLANT SCHEDULE.

CODE	BOTANICAL NAME	COMMON NAME	QTY.	POT SIZE	P. HEIGHT	M. HEIGHT
Trees						
* Ab	Aloe barbarae	Tree aloe	3	200L	3m	18m
* Da	Dicksonia antarctica	Soft Tree Fern	7	50L	1.5m	8m
* Dd	Dracaena draco (slow growing)	Dragon Tree	3	200L	3m	12m
* Mtb	Magnolia grandiflora 'Teddy bear'	Teddy Bear Magnolia	9	100L	2.5m	9m
Pr	Phoenix roebelenii	Pgymy date palm	3	200L	1.5m	3m
* Wf	Waterhousea floribunda	Weeping Lilly Pilly	16	50cm	2m	8m
Shrubs & Grasses						
Aff	Athyrium filix femina	Lady Fern	4	20cm	25cm	40cm
Ccf	Carex comans	Frosted Curls	9	20cm	25cm	30cm
Cg	Casuarina glauca	Casuarina Cousin II	56	20cm	25cm	n/a
Dc	Dianella caerulea	Cassa Blue	6	20cm	35cm	60cm
Fg	Festuca glauca 'Elijah Blue'	Blue Fescue	18	15cm	20cm	30cm
Lwp	Liriope muscari 'Royal Purple'	Lily Turf	36	15cm	20cm	50cm
Lpw	Liriope muscari 'Monroe White'	Monroe White	9	15cm	20cm	50cm
Ls	Lomandra confertifolia	Lomandra Seascape	15	20cm	30cm	60cm
Ps	Pennisetum setaceum rubrum	Fountain Grass	1	14cm	30cm	80cm
Px	Philodendron xanadu	Xanadu	22	20cm	40cm	75cm
Zz	Zamioculcas zamiifolia	Zanzibar Gem	4			
Architecturals						
Acs	Astelia chatamica Silver Spears	Astelia Silver Spear	6	35cm	30cm	75cm
Ag	Agave geminiflora	Twin flowered agave	11	35cm	30cm	60cm
As	Agave Sharkskin	Sharkskin Agave	2	30cm	25cm	60cm
Asa	Aloe Sirius	Aloe hybrid	1	35cm	30cm	50cm
Ais	Acantharea imperialis	'Silver Plum'	2	35cm	30cm	80cm
Bsl	Buxus sempervirens 'suffruticosa' Lge	Dutch Box Large Spire	5	40cm	35cm	60cm
Bsm	Buxus sempervirens 'suffruticosa' Med	Dutch Box Medium Sphere	8	35cm	30cm	50cm
Bss	Buxus sempervirens 'suffruticosa' Sm	Dutch Box Small Sphere	5	30cm	25cm	40cm
Ctl	Cycas revoluta Lge	Cycad Large	2	40cm	35cm	60cm
Crm	Cycas revoluta Med	Cycad Medium	4	35cm	30cm	50cm
Crs	Cycas revoluta Sm	Cycad Small	3	30cm	25cm	40cm
Os	Colyledon articulata 'Silver Waves'	Silver Waves	23	30cm	25cm	40cm
Lg	Ligularia japonicum 'Giganteum'	Tractor Seal Plant	30	30cm	25cm	40cm
Sp	Strelitzia parvifolia	Small Leaf Strelitzia	3	30cm	60cm	75cm
St	Sansevieria trifasciata 'Laurentii'	Mother-in-law's tongue	8	25cm	40cm	80cm
Ttl	Teucrium fruticos Lge	Shrubby Gernander Large Sphere	3	40cm	35cm	60cm
Tfm	Teucrium fruticos Med	Shrubby Gernander Medium Sphere	6	35cm	30cm	50cm
Groundcovers & Climbers						
Ar	Ajuga reptans 'Black Scallop'	Black Scallop Bugleweed	15	14cm	15cm	15cm
* Cr	Carpobrotus rossii	Pigface	39	7.5cm	5cm	n/a
Dr	Dichondra repens 'emerald falls'	Emerald Falls Kidney Creeper	1	7.5cm	5cm	n/a
Ojn	Ophiopogon japonicus nanus	Dwarf Green Mondo	940	(40 in a tray)	5cm	15cm
* Scc	Senecio Serpens 'Chalk Sticks'	Blue Chalk Sticks	16	11cm	10cm	20cm
* Sm	Sedum morganianum	Donkey tail	6	11cm	10cm	n/a
Tj	Trachelospermum asiaticum	Star Jasmine	52	11cm	15cm	n/a
Ta	Trachelospermum jasminoides	Climbing star Jasmine	44	14cm	25cm	n/a
* Multiple options available. Recalculate & confirm quantities when placing plant order						

PLANT PALETTE.



FURNITURE SCHEDULE.

POOL SUN LOUNGE Illum Lounger Tribu Range Company: Cosh Living Colour: Black Code: TR-LI-05540 Qty: x4	
POOL LOUNGE Signature Chase Company: Ledge Lounger Colour: White Code: Refer to Website Qty: x2	
DINING CHAIR Contour Arm Chair Tribu Range Company: Cosh Living Colour: Wenge Frame w/ Clients Choice of Cushion Colour Code: TR-CO-01118 Qty: x 8	
OUTDOOR SOFA Natali Alu Sofa Tribu Company: Cosh Living Colour: Wenge Frame w/ Clients Choice of Cushion Colour Code: Refer to Website Qty: x 1	
COFFEE TABLE Torsa Coffee Tables Manutti Range Company: Cosh Living Colour: Teak or Nero Teak Code: Refer to Website Qty: x 1	
FEATURE POTS Jili Pot Range Company: The Balcony Garden Colour: White or Charcoal Code: Refer to Website	
OUTDOOR BBQ Beefmaster BBQ Slimline Range Company: Beefmaster BBQ Colour: Stainless Steel Code: Refer to Website	

MATERIAL SCHEDULE.


FEATURE CONCRETE Off-White Concrete Manufacturer: Hungry Wolf Studios Areas: Feature Steps, Steppers, Plinth Around Beach Area & BBQ Bench	
WALL CLADDING Calobar Freeform Natural Stone Manufacturer: Eco Outdoor Areas: Front Balcony Walls and Rear Cladding on Specified Raised Garden Beds	
PAVING & WALL CLADDING Rhine Limestone Random Lengths Sandblasted 406-812 x 406mm x 20mm Manufacturer: Eco Outdoor Areas: Rear Paving and Rear Cladding on Specified Raised Garden Beds	
POOL & SPA TILES Biazzo, Gloria Pool & Spa Tile 20x20x4mm Manufacturer: Biazzo Finish: Mixed matts & Slight Gloss Areas: Rear Pool, Pool Wetledge & Spa	
BALANCE TANK PEBBLES Indo Black Pebbles Manufacturer: Local Supplier Areas: Balance Tank	
OUTDOOR DECKING 90 x 19 Silvertop Ash Timber Decking Manufacturer: Local Supplier Areas: Rear Decking Area	
TIMBER SCREEN Vertical 50 x 23, Undressed & Stained (Feast Watson 'Black Japan') Manufacturer: Local Supplier Areas: Front Screen Around Bin Storage Area (Client to Confirm Bin Storage Area)	
GRAVEL Local Toppings Compacted Company: Local Supplier Areas: Front Bin Area and Side Pathway Inbetween Steps	
BALUSTRADE 50x5mm Verticle Blades Company: Local Supplier Areas: Rear Raised Planter Boxes	

Undercliff Road ELEVATIONS.

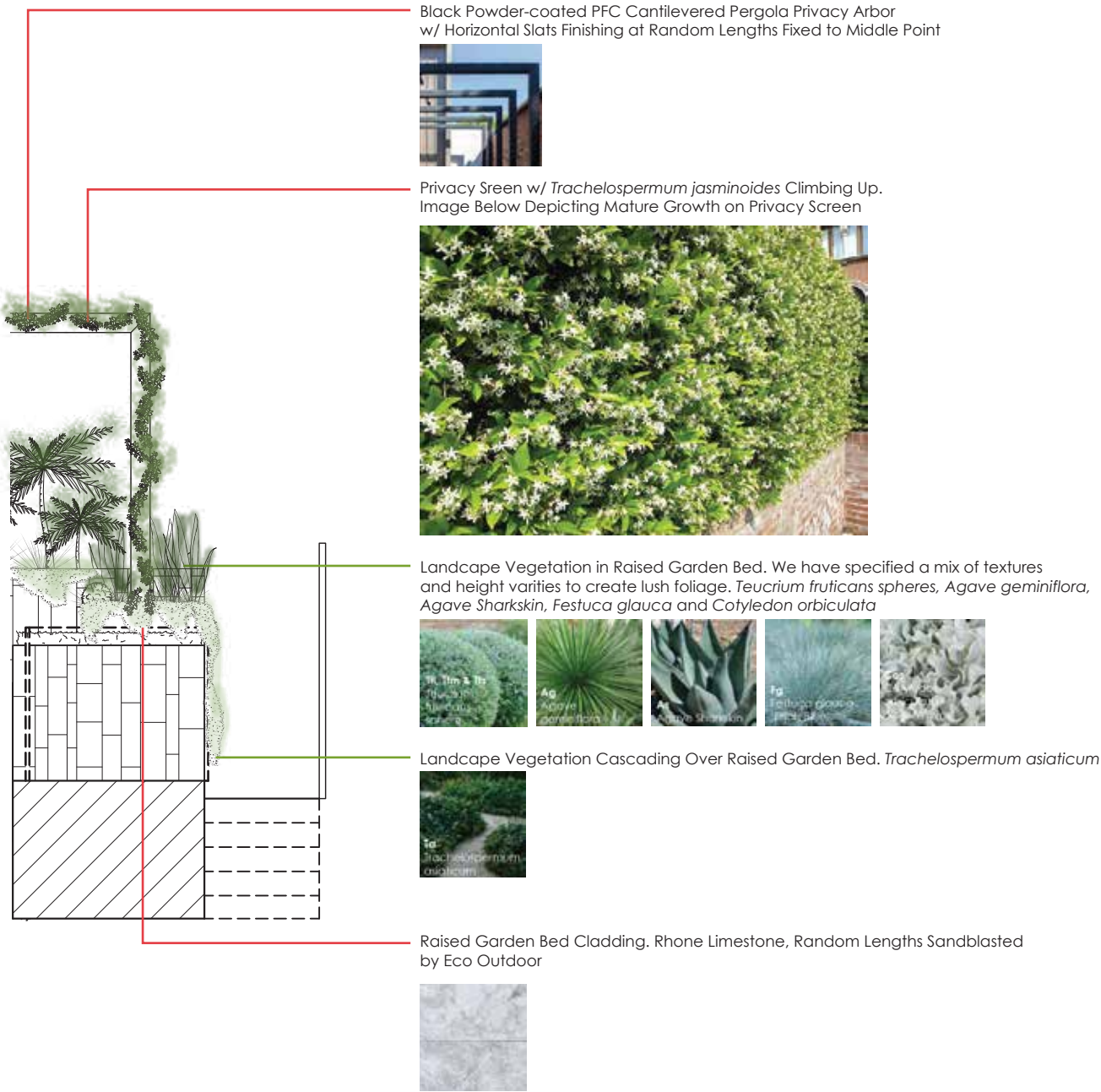
CLIENT:	Mr G & Mrs M Cetinich	DESIGN:	STEVE TAYLOR	PAGE:	2 of 2
ADDRESS:	38 Undercliff Road, Freshwater NSW 2096	HARDSTRUCTURE	AMY TAYLOR	SCALE:	1:50 @ A2
DATE:	10/02/2021	CONCEPT:	AMY TAYLOR	VERSION:	No. 5



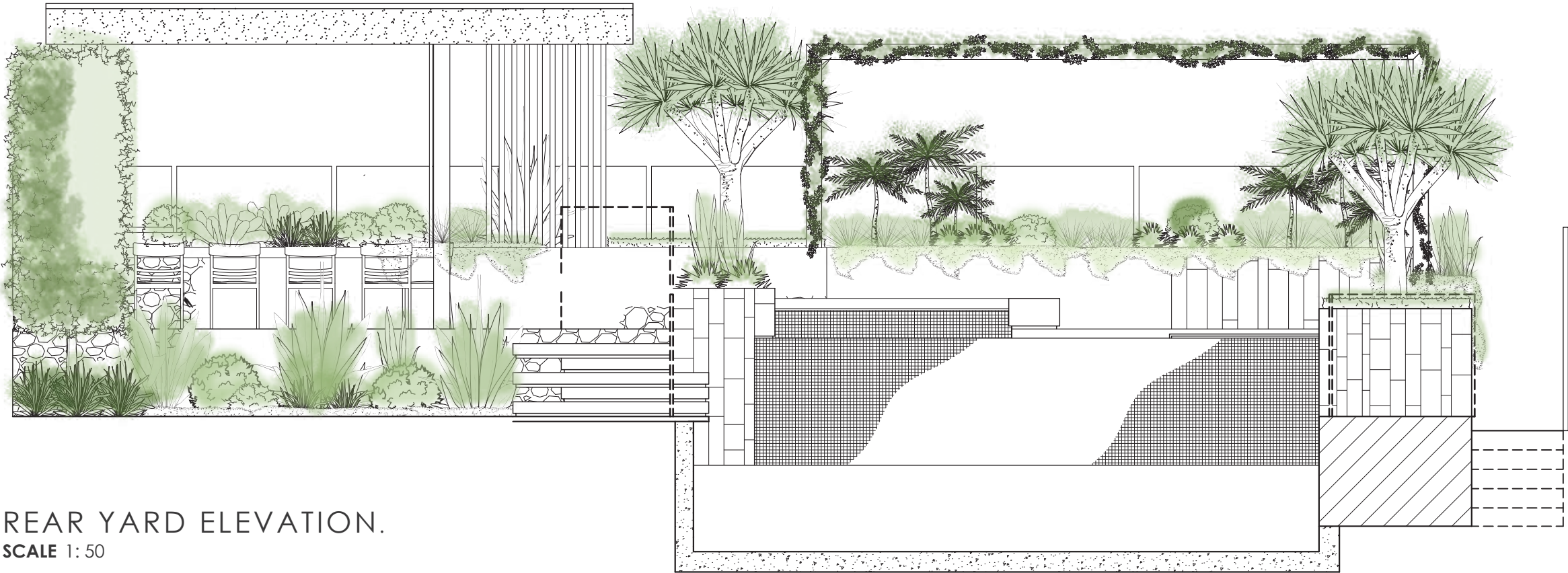
COS DESIGN
LANDSCAPE / POOL / ALFRESCO / HOME
Multi Award Winning Landscape design & Construction



FRONT YARD ELEVATION.
SCALE 1: 50



REAR YARD EASTERN SCREEN - INFORMATION.
SCALE 1:50



REAR YARD ELEVATION.
SCALE 1: 50



REAR YARD PERSPECTIVE.
3D Image by Arkhaus Architects. Please Refer to Architectural Documentation for further information