

PLANTS SCHEDULE

Botanic Name	Common Name	Mature Height	Pot Size	Qty
Aloe 'Bush Baby Yellow'	Bush Baby Yellow	0.4m	200mm	17
Asplenium australasicum	Bird's Nest Fern	0.5-1.5	300mm	5
Beaumontia grandiflora	Herald's Trumpet	Climber	300mm	1
Blechnum 'Silver Lady'	Silver Lady Fern	0.5-1m	300mm	7
Bougainvillea sp.	Bougainvillea	Climber	300mm	2
Buckinghamia celsissima	Ivory Curl Tree	5-10m	300L	1
Colocasia esculenta	Taro	1.5m	300mm	10
Cyathea cooperi	Coin Spot Tree Fern	3-7m	200L	3
Heliconia 'Hot Rio Nights'	Lobster Claw	3m	45L	3
Hibbertia scandens	Guinea Flower	Groundcover	200mm	20
Licuala ramsayi	Australian Fan Palm	5-10m	400mm	8
Ligularia reniformis	Tractor Seat	1m	300mm	9
Lomandra 'Tanika'	Fine Matt Grass	0.7m	200mm	9
Monstera deliciosa	Fruit Salad Plant	0.5-1.5m	300mm	11
Muehlenbeckia axillaris	Creeping Wire Vine	Groundcover	200mm	37
Neomarica gracilis	Brazilian Walking Iris	0.7m	200mm	11
Nerium oleander	White Oleander	3-5m	45L	4
Ophiopogon jaburan	Giant Mondo	1.2m	200mm	23
Pandorea pandorana	Wonga Wonga Vine	Groundcover	140mm	10
Solandra maxima	Cup Of Gold	Climber	300mm	1
Strelitzia nicolai	Giant Bird Of Paradise	5-7m	100L	4
Thunbergia grandiflora	Blue Sky Flower	Climber	200mm	9
Trachelospermum jasminoides	Star Jasmine	Groundcover	300mm	7
Viburnum 'Emerald Lustre'	Emerald Lustre	3-4m	400mm	5
Zamia furfuracea	Cardboard Cycad	0.7-1m	400mm	3

GENERAL NOTES

**Graphic Illustration**  
Please note that the plant graphics are indicative sizes only and not an accurate representation at time of purchase. Do not scale from drawings. All dimensions in mm unless otherwise stated. Figure dimensions shall take precedence over scale. Contractors must verify all dimensions on site before commencing any work or making shop drawings. All works shall be carried out in accordance with ASA,BCA and Local Government Regulations. This drawing is protected by copyright.

**Site Preparation**  
All existing plants marked for retention shall be protected for the duration of works. Remove from site all perennial weeds and rubbish before commencing landscape works.

**Soilworks**  
Thoroughly cultivate the subsoil to a depth of 200mm. Supply and install to a depth of 300mm quality garden soil mix to all planting beds and 150mm turf underlay to lawn areas.

**Mulch**  
Supply and install a 75mm layer of hardwood horticultural grade mulch to all planting beds set down 25mm from adjacent paving or garden edge.

**Maintenance**  
All failed or defective plant species to be replaced by landscaper for a 3 months period following completion of work. Further maintenance during and after this period should include watering, weeding, fertilising, pest and disease control, pruning and hedging, reinstatement of mulch and keeping the site neat and tidy.

GENERAL PLANTING NOTES

**Note** It is recommended that all plants used be subject to an establishment period. During this period maintenance work carried out will include; watering, mowing, weeding, fertilising, pest and disease control, reseeding, returfing, staking and tying, replanting, cultivating, pruning, hedge clipping, aerating, reinstatement of mulch, top dressing and keeping the site neat and tidy.

**Note** Plants shall be vigorous, well established, of good form consistent with species or variety, not soft or forced, free from disease and insect pests, with large healthy root systems and no evidence of having been restricted in growth or damaged. Root system shall be well balanced in relation to the size of the plant.

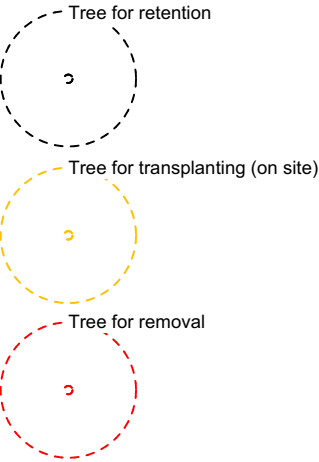
**Note** install "root barrier" or equivalent to manufacturers specifications to protect nearby structures and services.

**Note** Install temporary drip irrigation system under mulch in tree protection zones and water on allotted days.

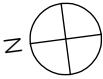
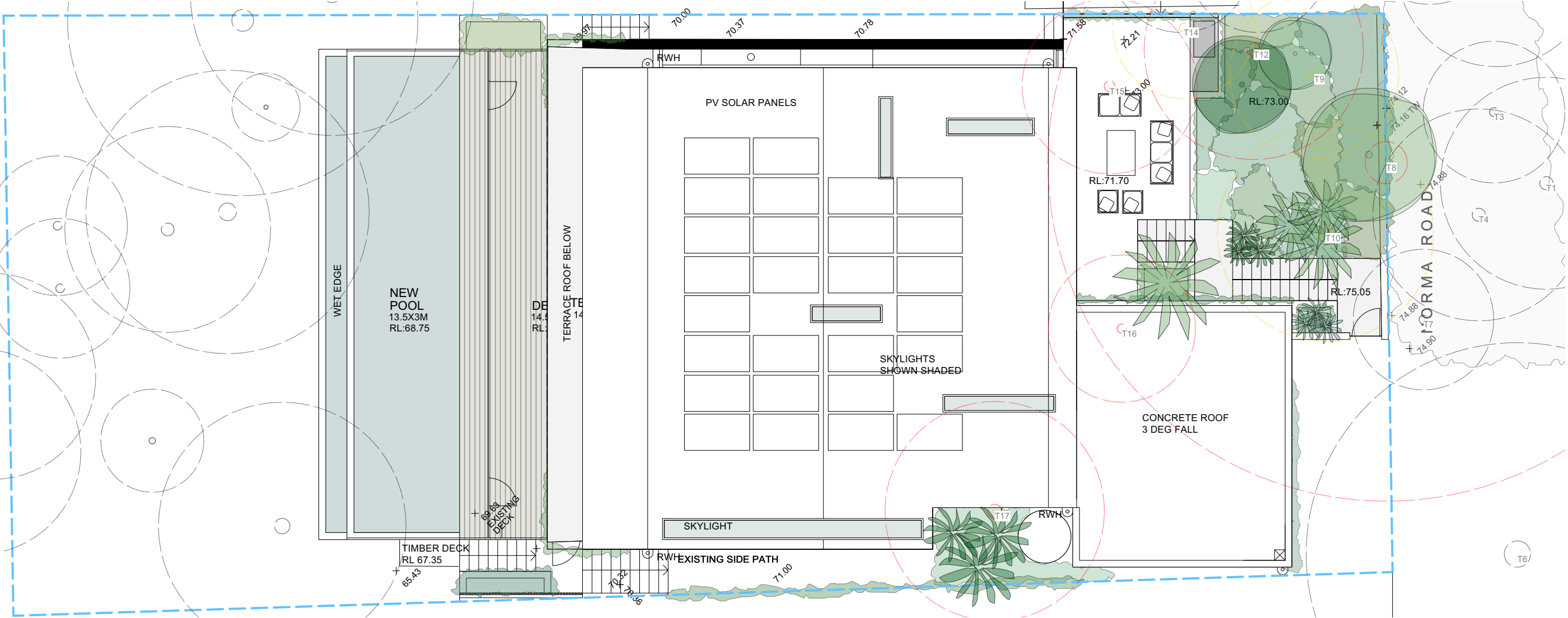
LOCATION MAP

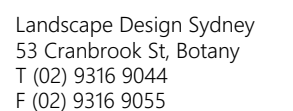


KEY



SITE PLAN





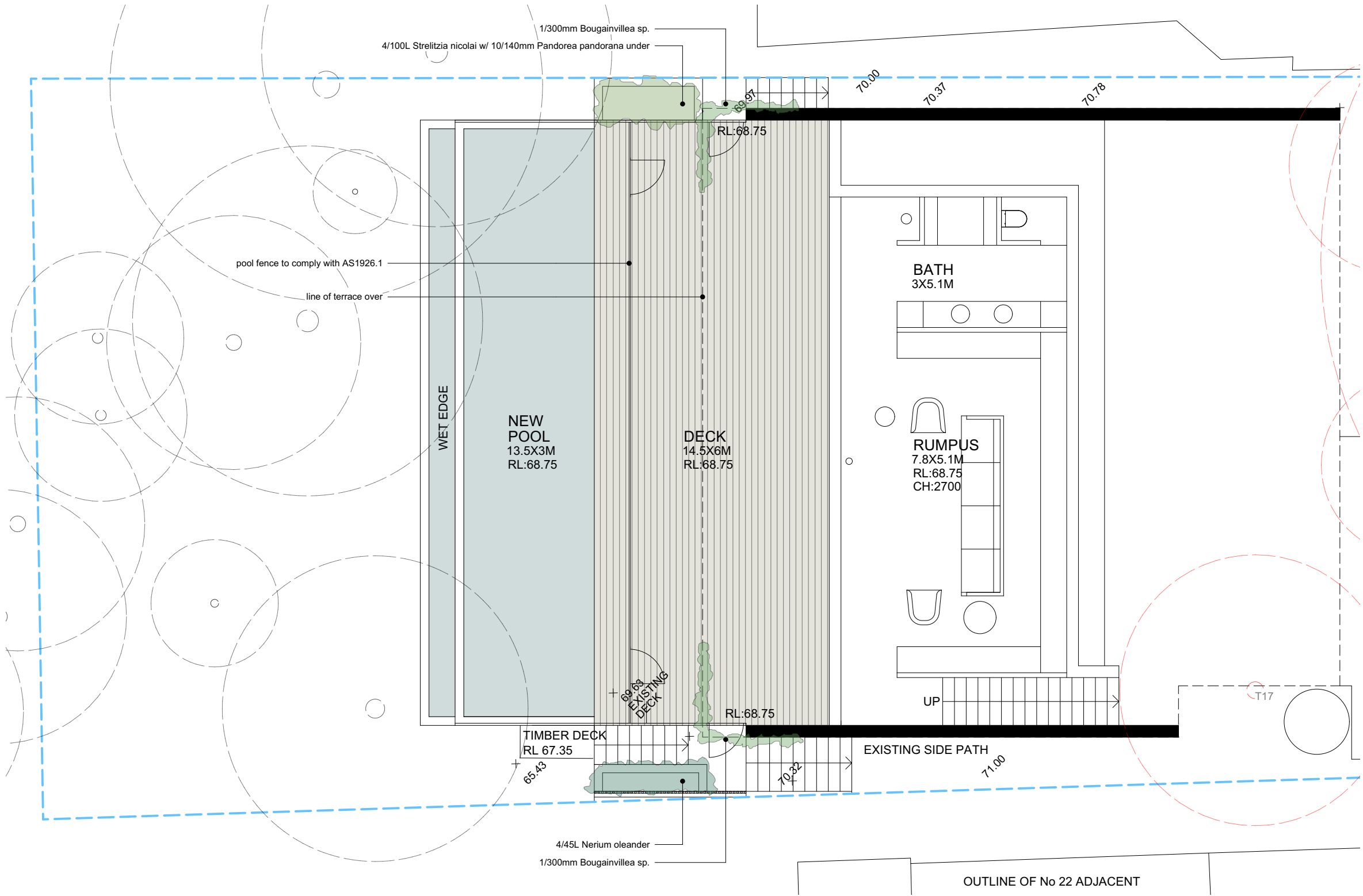


Figure dimensions shall take precedence over scale.  
Contractors must verify all dimensions on job before  
commencing any work or making shop drawings. This drawing  
is protected by copyright.



Client: Withers  
Project Address:  
24 Norma Rd  
Palm Beach, NSW 2108

Dwg no: LP03-D11122  
Title: Lower Ground Floor Plan

Drawn by:  
JD  
Issue:  
01

Checked:  
NB  
Revision:  
D

Scale:  
1:100 @ A3  
Date:  
12.05.2023

Landscape Design Sydney  
53 Cranbrook St, Botany  
T (02) 9316 9044  
F (02) 9316 9055