






REV	Code	Item	General Location	Supplier and Specification	Cost/Comment/Image
EXTERNAL					
	F1	Roof Sheeting	Existing Roof sheeting	Monument	
	F2	External Walls	Existing and new external walls	Weatherboard cladding painted Shale Grey	
	F3	White accents	Window frame and trims, soffits, balustrade, handrails etc	White	
	F4	Front Door	New Front Door	Mid tone blue	