



1: 200



northern
beaches
council

**THIS PLAN IS TO BE READ IN
CONJUNCTION WITH
THE CONDITIONS OF DEVELOPMENT
CONSENT**

DA2019/0503

1.2M HIGH POOL
FENCE TO AS 1926
ON BOUNDARY

12 700
POOL

5 600
PATIO

ADJOINING
DWELLING

RETAINING WALL
ON BOUNDARY

2000MM
INVERT
DEPTH

SEWER SETOUT 22 200

POOL GATE
TO AS 1926

EXISTING
FENCE

POOL PUMP &
EQUIPMENT
UNDER AT
COPING LEVEL

LAWN

BBQ

EXISTING PATH

GARDEN PLANTER BOXES
WITH 1200MM HIGH NCZ
TO AS 1926

COPING
RL 41.22

STEPS
1.0M
DEEP

LADDER

LANDING

EXTEND LANDING
AND STEPS

MASONRY PRIVACY
SCREEN FENCE
TO AS1926

POOL
50K
LITRES

DEEP END
1.8M

EXISTING
PATIO

NO
EXIS-
DWEL

SWIMOUT

SPA
SEAT

WATER
TANK

PATH

10 200
POOL

GLASS POOL FENCE
TO AS 1926

UNDERGROUND
MIN 3900LTR
WATER TANK
TO BASIX REQ.

EXISTING RET WALL

PRIVACY
SCREEN

EXISTING DRIVEWAY

SECTION X-X VIEW

POOL PLAN

G M KETT PTY LTD



RESIDENTIAL BUILDING DESIGN
02-99711224
0429 33 11 34
email greggkett@optusnet.com.au

ALL DIMENSIONS TO BE CHECKED ON SITE BY BUILDER PRIOR TO ORDERING MATERIALS
OR COMMENCING ANY WORK AND COMPLY WITH THE NCC, NATIONAL CONSTRUCTION CODE
AND AUST. STANDARDS AND COUNCIL CODES ALL DRAWINGS SUBJECT TO COPYRIGHT
DO NOT SCALE OFF DRAWINGS

PROJECT: PROPOSED SWIMMING POOL AND FEATURE FENCE TO EXISTING DWELLING
ADDRESS: NO 2 LOVERING PLACE NEWPORT LOT 8 DP 21686
CLIENT: MR M & MRS R GRANTHAM



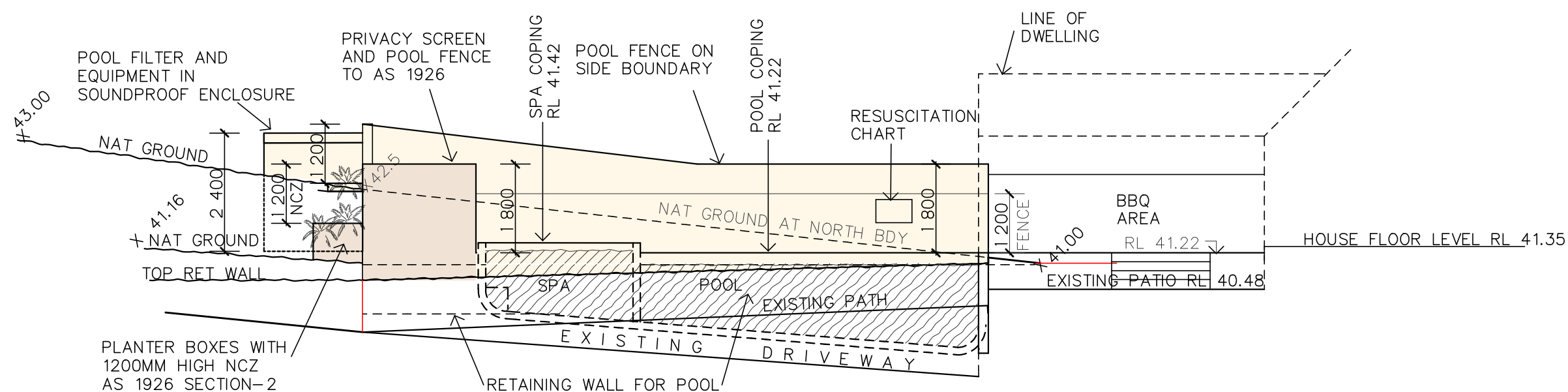
SCALES:1: 100,1: 200
DATE: 22-02-19
DA- 1709
A2 OF 8





**THIS PLAN IS TO BE READ IN
CONJUNCTION WITH
THE CONDITIONS OF DEVELOPMENT
CONSENT**

DA2019/0503



SOUTH ELEVATION

G M KETT PTY LTD



RESIDENTIAL BUILDING DESIGN
02-99711224

0429 33 11 34

email greggkett@optusnet.com.au

ALL DIMENSIONS TO BE CHECKED ON SITE BY BUILDER PRIOR TO ORDERING MATERIALS OR COMMENCING ANY WORK AND COMPLY WITH THE NCC, NATIONAL CONSTRUCTION CODE AND AUST. STANDARDS AND COUNCIL CODES. ALL DRAWINGS SUBJECT TO COPYRIGHT. DO NOT SCALE OFF DRAWINGS.

PROJECT: PROPOSED SWIMMING POOL AND FEATURE FENCE TO EXISTING DWELLING
ADDRESS: NO 2 LOVERING PLACE NEWPORT LOT 8 DP 21686
CLIENT: MR M & MRS R GRANTHAM



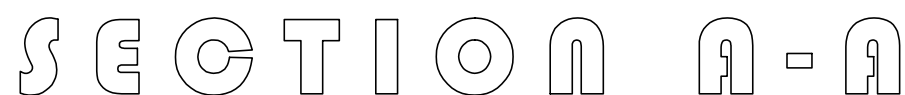
SCALES: 1: 100, 1: 200

DATE: 22-02-19

DA-1709

A4 OF 8

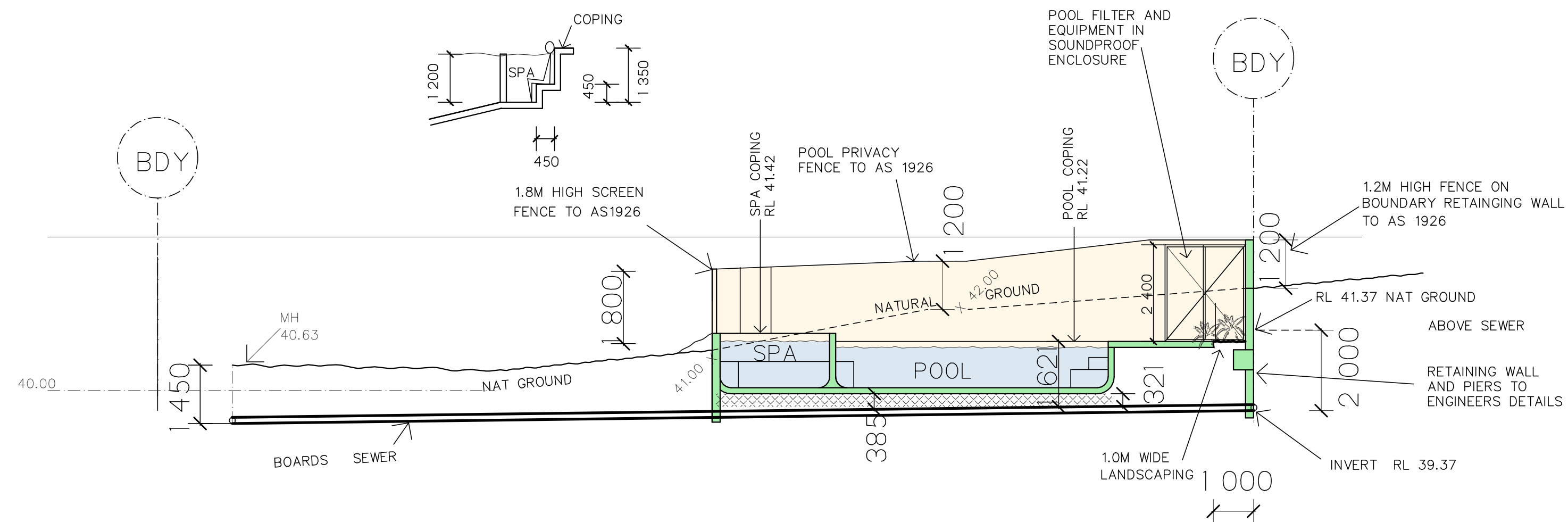
DA2019/0503





**THIS PLAN IS TO BE READ IN
CONJUNCTION WITH
THE CONDITIONS OF DEVELOPMENT
CONSENT**

DA2019/0503



CONCRETE POOL CONSTRUCTION AND
PIERING TO SYDNEY WATER REQUIREMENTS
TO ENGINEERS DETAILS

CROSS SECTION X-X PARRALLEL TO SEWER LINE

G M KETT PTY LTD



RESIDENTIAL BUILDING DESIGN
02-99711224
0429 33 11 34
email greggkett@optusnet.com.au

ALL DIMENSIONS TO BE CHECKED ON SITE BY BUILDER PRIOR TO ORDERING MATERIALS
OR COMMENCING ANY WORK AND COMPLY WITH THE NCC, NATIONAL CONSTRUCTION CODE
AND AUST. STANDARDS AND COUNCIL CODES ALL DRAWINGS SUBJECT TO COPYRIGHT
DO NOT SCALE OFF DRAWINGS

PROJECT: PROPOSED SWIMMING POOL AND FEATURE FENCE TO EXISTING DWELLING
ADDRESS: NO 2 LOVERING PLACE NEWPORT LOT 8 DP 21686
CLIENT: MR M & MRS R GRANTHAM



SCALES: 1: 100, 1: 200
DATE: 22-02-19
DA-1709
A6 OF 8