
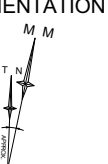



NEIGHBOURS NOTIFICATION PLAN

CLIENT DETAILS:				PLAN REVISION				SIGNATURE:				DATE:																		
Mr Grant Gordon				ISSUE	BY	DATE	DESCRIPTION	SITE NOTES			 DIAL 1100 BEFORE YOU DIG www.dialbeforeyoudig.com.au		 Better Built Homes LICENCE NUMBER 244242C																	
Mrs Belinda Gordon				A	MS	24.10.19	Tender Plans	-FINAL LOCATION OF AC DUCTS MAY BE ALTERED ON SITE DUE TO CONSTRUCTION CONSTRAINTS -SALINE EFFECTED SITE. REFER TO ENGINEERS PLANS FOR SLAB REQUIREMENTS -LANDSLIP AFFECTED SITE																						
SITE ADDRESS: No.10, Lot 14, DP30742				B	MS	13.11.19	Action Tender Pres. changes- 29.10.19																							
Woodside Grove, FORESTVILLE. 2087				C	MS	20.11.19	PRE - Plan Pres changes																							
HOUSE NAME:				D	MS	27.11.19	Plan Pres Meeting changes																							
Custom				E	JV	08.01.19	Submission Plan	SITE INDUCTION Before entering site please review and make yourself familiar with Emergency Contacts. Site Specific Hazards and the Site Specific Induction information that is located on the Site Induction Sign. If you have any trouble understanding this instruction, contact the Site Supervisor or Emergency Contact Number located on the sign.			SURVEY KEY <table><tr><td>ET : Electric Turret</td><td>EW : Headwall</td></tr><tr><td>LP : Light Pole</td><td>LN : Lintel</td></tr><tr><td>PP : Power Pole</td><td>SL : Sewer Lamphole</td></tr><tr><td>WC : Water Connection</td><td>SMH : Sewer Manhole</td></tr><tr><td>WM : Water Meter</td><td>SMS : Sewer Maint. Shaft</td></tr><tr><td>GM : Gas Meter</td><td>TEL : Telecom Pit</td></tr><tr><td>SV : Stop Valve</td><td>PC : Pram Crossing</td></tr><tr><td>HYD : Hydrant</td><td>VC : Vehicle Crossing</td></tr><tr><td>SWP : Stormwater Pit</td><td>DH&W:Drillhole & Wing</td></tr></table>		ET : Electric Turret	EW : Headwall	LP : Light Pole	LN : Lintel	PP : Power Pole	SL : Sewer Lamphole	WC : Water Connection	SMH : Sewer Manhole	WM : Water Meter	SMS : Sewer Maint. Shaft	GM : Gas Meter	TEL : Telecom Pit	SV : Stop Valve	PC : Pram Crossing	HYD : Hydrant	VC : Vehicle Crossing	SWP : Stormwater Pit	DH&W:Drillhole & Wing
ET : Electric Turret	EW : Headwall																													
LP : Light Pole	LN : Lintel																													
PP : Power Pole	SL : Sewer Lamphole																													
WC : Water Connection	SMH : Sewer Manhole																													
WM : Water Meter	SMS : Sewer Maint. Shaft																													
GM : Gas Meter	TEL : Telecom Pit																													
SV : Stop Valve	PC : Pram Crossing																													
HYD : Hydrant	VC : Vehicle Crossing																													
SWP : Stormwater Pit	DH&W:Drillhole & Wing																													
FACADE:				F	JV	21.01.20	Hydraulic Details																							
Custom Hampton				G	MS	27.1.2020	Updated as per Hydro rev B/ Add porch steps																							
INCLUSION				H				WIND N2			SITE P			SOIL S																
SCALE				I																										
JOB #				J																										
Better Luxury				J																										
GARAGE HAND				K																										
LH				L																										
© copyright. ALL RIGHT RESERVED. UNDER THE PROVISIONS OF THE COPYRIGHT ACT 1968, THIS PLAN IS OWNED BY AND INTENDED FOR THE EXCLUSIVE USE OF BETTER BUILT HOMES PTY LTD																														
Contact: [P] 1300 100 922 [W] www.betterbuilthomes.com.au [FB] Better Built Homes Sydney																														