



STORMWATER

NOTES

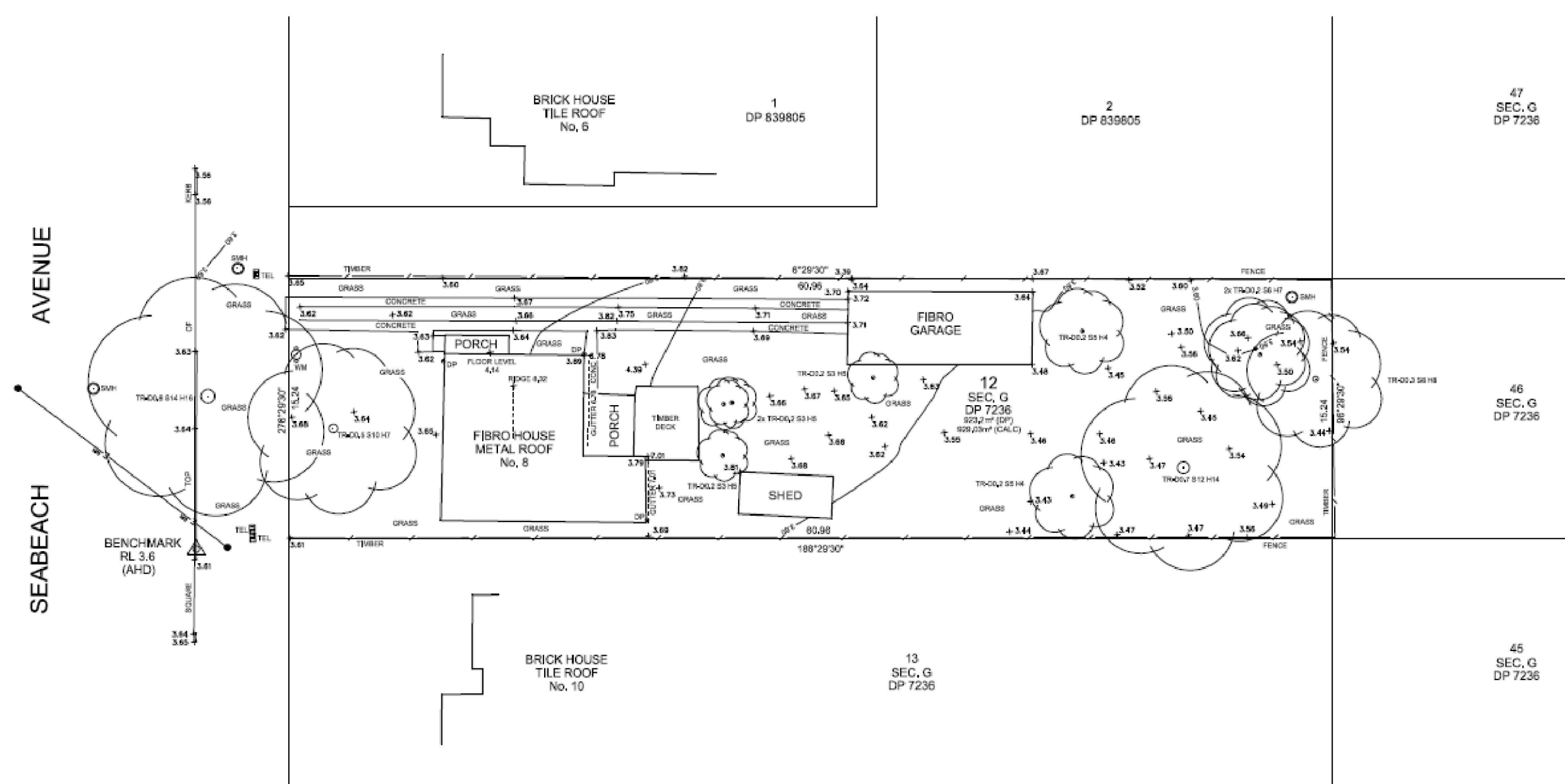
1. All roof collection components (ie gutters / DPs etc) are to be located / sized by the Developments Hydraulic Consultant to BCA / NCC requirements.
2. All Trunk Drainage pipes, as shown on this plan are to be minimum of 90mm dia uno.
3. All pipes to be uPVC to AS 1254:2002.
4. All pipes to be laid at the grade required to match pit invert levels.
5. All pipes to be installed and laid in accordance with AS 3500.3:2003.
6. Thrust blocks to be installed to the trunk drainage pipes in accordance with AS 3500.3:2003.
7. All roof guttering/ down pipes / valley gutters / box gutters etc are to be sized and installed in accordance with AS 3500.3:2003.
8. All pits are to be proprietary uv resistant polypropylene or similar unless noted (approved by the Engineer) and are to include a min 50mm sediment trap in the base and a maximesh screen laid at 45° across the pit to protect the outlet pipe.
9. All pits greater than 600mm in depth are to be proprietary precast concrete (approved by the Engineer).
10. All pits greater than 1000mm in depth are to have adequate access requirements in accordance with OH&S/Workcover requirements (ie; minimum dimensions 900x600mm with step irons).
11. All works are to be inspected and certified by the Principle Certifying Authority prior to backfilling.
12. All works requiring certification by the Engineer will require a works as executed survey prepared by a registered Surveyor detailing all levels etc as on the Engineering plans.
13. The system is to be flushed and cleaned of all sediment and debris annually.
14. The system will require regular cleaning and maintenance to ensure its ability to function is maintained.
15. To ensure the system's ability to function is maintained it is to be inspected and certified as operating effectively by a licensed plumber every 5 years, and an engineer every 20yrs.



SITE STORMWATER MANAGEMENT PLAN

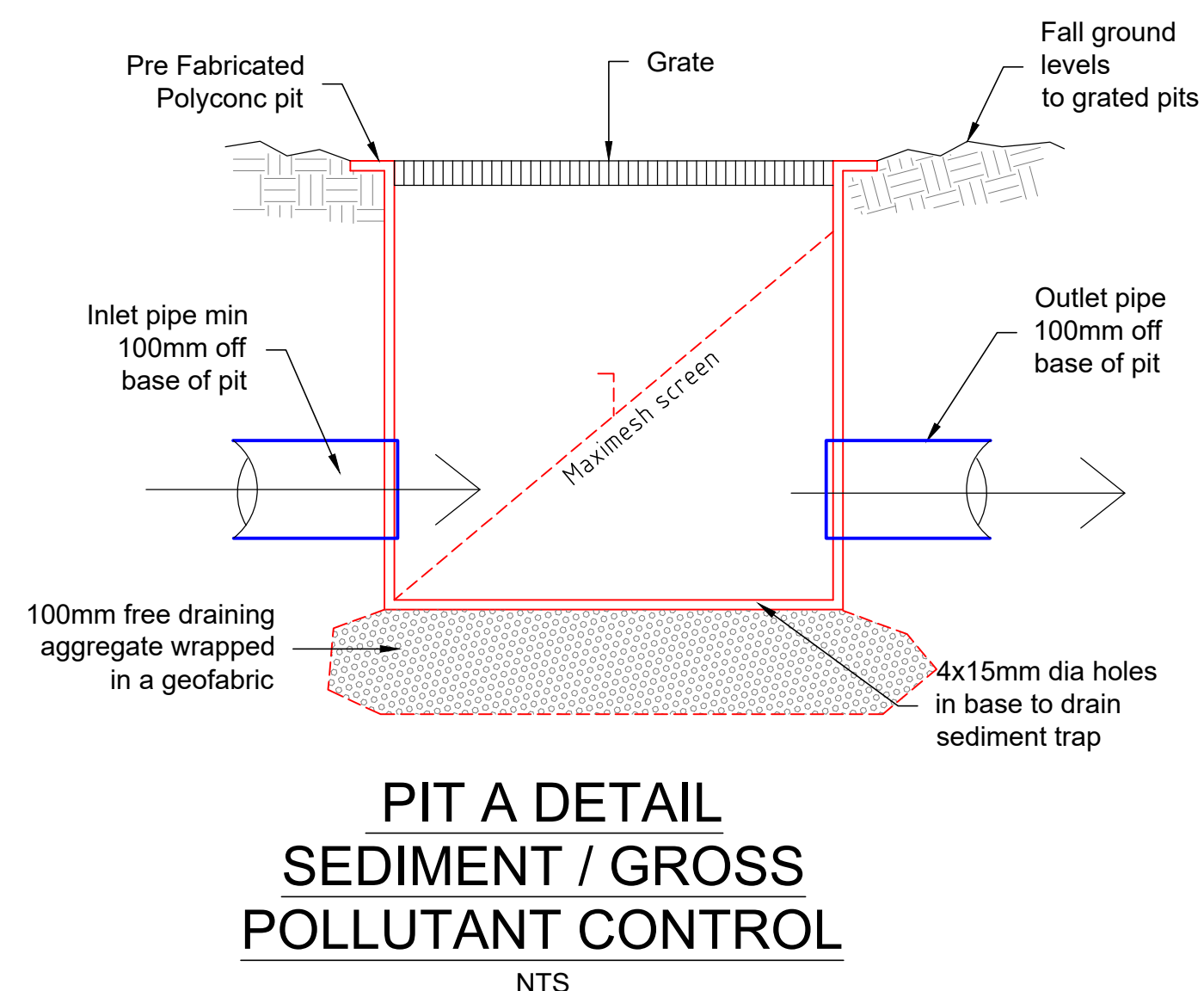
~1:100

Proposed residential development refer to plans by Gartner Trovato Architects for details FFLs 4.46 / 7.66. All roof areas to drain to BASIX tanks as per BASIX certificate requirements (detailing by others with CC documentation). Over flow from BASIX tanks to be suspended from the u/s of the floor structure (~ INV 4.00) and all fall to Pit A (sediment and gross pollutant trap) in south west corner of site. Outlet from Pit A to the existing Council infrastructure in Seabeach Ave. Trunk Drainage system only shown, detailed drainage/hydraulic system to be issued by a hydraulic consultant for Construction Certificate documentation. Variations to layout to be reviewed and approved by Barrenjoey Consulting Engineers before construction. **Note - Onsite Stormwater Detention as per Councils Water Management for Development Policy is not applicable/ practical due to the sites location within the predicted 1% AEP flood extents and considering that any stormwater detention system may exacerbate flood conditions / extents etc.**



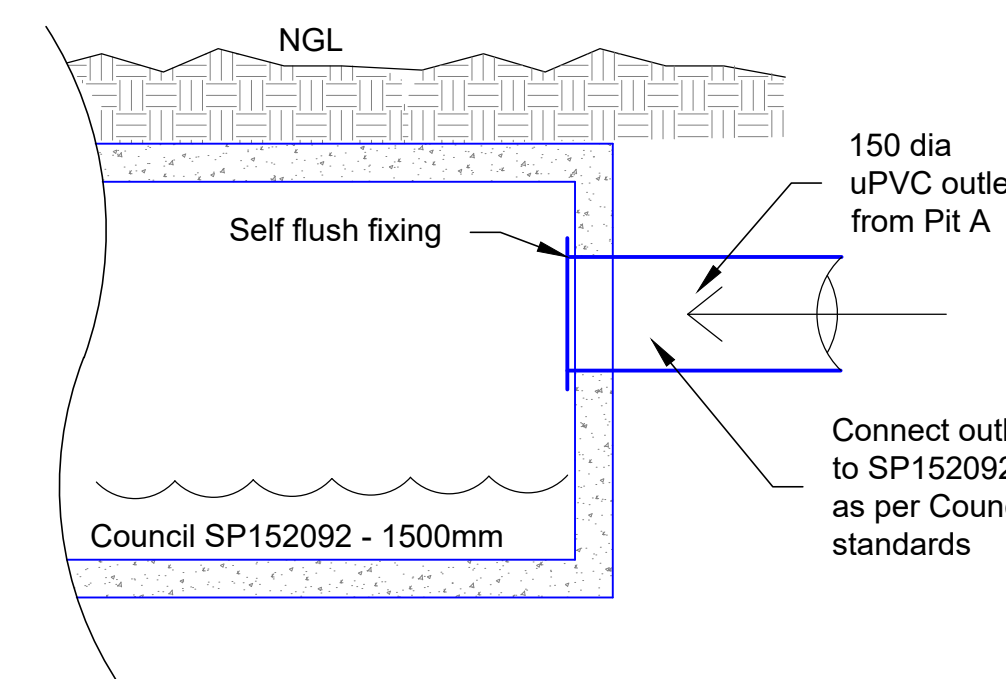
EXISTING SITE SURVEY

CC SURVEYING Job No 5190
~ NTS



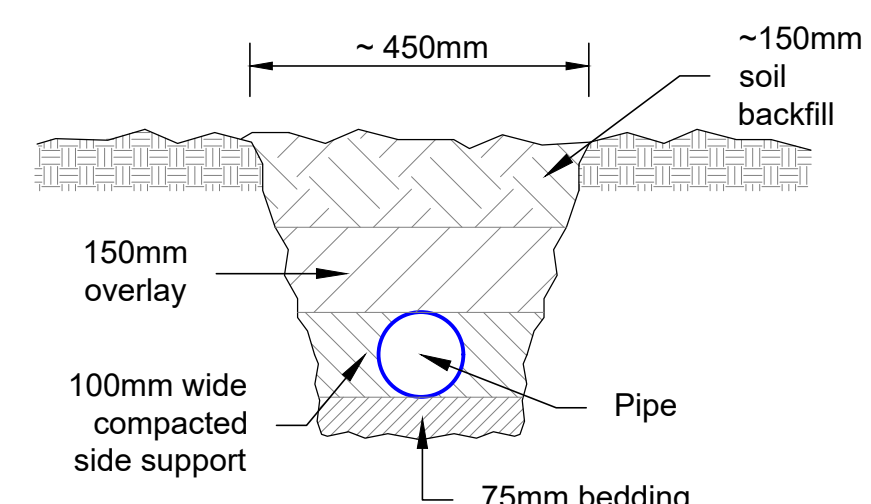
PIT A DETAIL SEDIMENT / GROSS POLLUTANT CONTROL

NTS



CONNECTION TO COUNCIL INFRASTRUCTURE

~1:10



TYPICAL PIPE & TRENCH DETAIL

~ NTS

ISSUE:	DATE	DESCRIPTION
Prelim	05. 02. 2024	Issued for comment
DA	22. 02. 2024	Issued for DA submission

Barrenjoey Consulting Engineers Pty Ltd
Stormwater Structural Civil
PO Box 672
Avalon NSW 2107
M: 0418 620 350
E: lucas@barrenjoey.com.au
ABN: 13124694917
ACN: 124694917

PROJECT:
PROPOSED DUPLEX
8 SEA BEACH AVENUE
MONA VALE

DRAWING :
STORMWATER MANAGEMENT
PLAN

Job No :
240105
Drawing No
SW1 DA

Document Certification
Barrenjoey Consulting Engineers Pty Ltd
per
Lucas Molloy MEA CPENG NER Director