



ARCHITECTS

team2.com.au

701/ 1 Chandos Street
St Leonards, Sydney
NSW 2065
ABN 72 104 833 507
T: + 61 2 9437 3166
F: + 61 2 9437 3644
E: contact@team2.com.au

SCHEDULE 1

Project:	856 Project Maui – Frenchs Forest Oncology	File:	1.1.1 P:\856 Project Maui, Frenchs Forest\DRAWINGS\0404 SCHEDULES & SPECIFICATIONS\856 Schedule 1 - External Finishes Schedule.docx
Subject:	856 SCHEDULE 1 - EXTERNAL FINISHES SCHEDULE.DOCX		
Revision:	1– Preliminary DA	Date:	23.08.19

CONTENTS:

- 1.0 Introduction.
- 2.0 Schedule of Finishes for Project Maui, Frenchs Forest Oncology.
- 3.0 APPENDIX 1: refer to Architectural drawings and Specifications.

1 INTRODUCTION

Cross refer to the Architectural Drawings and Specifications.

This document is to be read as a Scope of Works only, and does not aim to specify quality or workmanship of the materials and services provided by the parties involved. It is the responsibility of the interested parties to identify omissions and base line qualitative and quantitative specifications for specific items in the event that they are required.





This document is to be read in conjunction with the appendix material and other attachments, particularly finishes plans and other architectural drawings.

NOTE

1. Cross-refer to General Arrangement Plans, Reflected Ceiling Plans, Elevations with finish tags and other architectural drawings
2. Walls to meet FRL values indicated on fire diagrams and outlined in fire engineer's report. Fyrcheck substrate to be installed behind cladding in those locations with layering and thickness to suit rating level.
3. All Statutory Signage by Contractor.
4. All paint to be checked via a sample on site

2 SCHEDULE OF FINISHES

To be cross referenced with the architectural drawings.

External Walls (EW)		
EW-01	<p>Vertical Louvered Cladding Facade: Product: Knotwood Batten 150x25mm Finish: Woodgrain Colour: Spotted Gum</p>	
EW-02	<p>Precast Concrete Panel Colour Type 1: Dark Grey Finish: Heavy Duty concrete coating paint finish in accordance with manufacturer's instructions. Colour: Match neighbouring Dark Grey colour</p>	
EW-03	<p>Precast Concrete Panel Colour Type 3: Light Grey Finish: Heavy Duty concrete coating paint finish in accordance with manufacturer's instructions. Colour: Match neighbouring Light Grey colour</p>	
EW-04	<p>Precast Concrete Panel Colour Type 4: White (or Metal cladding? Rounded corner frame element) Finish: Heavy Duty concrete coating paint finish in accordance with manufacturer's instructions. Colour: Dulux Natural White</p>	

EW-05 **Screen: Roof Plant**
 Product: CS Smart Click Screening Louvers
 Smartclick "C" Typical, Horizontal
 Colour: Dulux Duratec Powdercoat range Eternity Citi Silver Pearl 9007024Q



EW-06 **Screen: Roof Plant**
 Product: CS Smart Click Screening Louvers
 Smartclick "C" Typical, Horizontal
 Colour: Dulux Duratec Powdercoat range Zeus Charcoal 90087732



Roof (R)

R-01 **Roof Sheeting:**
 Lysaght Klip-Lok ® 406 laid to falls indicated on roof plans. with
 Finish: Colorbond finish
 Colour: Shale Grey



R-02 Gutters, Downpipes, Cap Flashings, Rainwater heads (Generally):

Gutters: Lysaght gutter, profile tbc

Downpipes: Lysaght steel round downpipes

Flashings: colour to match.

Colour: Colorbond Monument


**R-03 Roof insulation (Generally):**

To environmental report specification. Insulation to meet the requirements of section J of the BCA.

External Soffits (EC)**CSF-01 Set Soffit: Building Entry**

Contractor nominated Fibre Cement sheet with taped and set joints. Paint finish in Dulux Weathershield X10 or equal approved.

Colour: Natural White

**External Door and Window Finishes (ED)****ED-01 Curtain Wall Aluminium framed external door and window frames: Entry, Consult Rooms, Staff Areas**

Contractor nominated Glazing/Double Glazing suites to comply with requirements of Section J of the BCA and other relevant reports.

Powder coat finish, Colour: Monument 9067S

**ED-02 Steel framed external doors (on external walls): Fire Doors**






Frame Outside: Dulux Super Enamel High Gloss, Colour: Dulux Grey Pail (SG6G1)

Frame Inside: Paint finish to match internal doors Colour: Dulux Grey Pail (SG6G1)

Leaf Outside: Dulux Super Enamel High Gloss, Colour: Domino SG6G8

Leaf Inside: Paint finish to match internal doors Colour: Domino SG6G8



ED-03	<p>Roller Door: Deliveries/Store Roller door for store entry System: Contractor nominated Frame Colour: Monument 9067S</p>	
ED-04	<p>Curtain Wall Aluminium framed external window frames: Curved Corner & waiting areas wall System: Contractor nominated Frame Colour: Dulux Duratec Powdercoat range Eternity Citi Silver Pearl 9007024Q</p>	
ED-05	<p>Window Frames: Aluminium - at WCs System: Contractor nominated Powder coat finish, Colour: Monument 9067S</p>	
GL-01	<p>Glazing Type 1: Dark Tint Type: Double Glazing unit to comply with Section J requirements Supplier: Contractor nominated Colour: Dark tint glass to match neighbouring buildings in the business park Note: Final specification in combination with Framing system to comply with Section J BCA</p>	
GL-02	<p>Glazing Type 2: Colourback glass Type: Double Glazing unit to comply with Section J requirements Supplier: Viridian or equal Colour: Monument Opaque Note: Final specification in combination with Framing system to comply with Section J BCA</p>	
<p>Balustrades (B)</p>		
B-01	<p>External Balustrades to Stairs: Stainless Steel with glass panels</p>	

Colour: Brushed Stainless Steel finish, clear glass panels

Handrails: Brushed Stainless Steel finish

Kerb to waste ramp: Brushed Stainless Steel finish

Batten Screens/ Signage Structure, Accessories (S)

S-01 New Signage at Entrance

All Steel Components, logo and department names

Colour: TBC by client

Name TBC by client. Sign-maker to provide shop drawings indicating letter size, positioning, font for approval.

S-02 New Signage Structure on Rounded Corner

All Steel Components, Logo and building name

Colour: TBC by client

Name TBC by client. Sign-maker to provide shop drawings indicating letter size, positioning, font for approval.

Externals Flooring (EF)

EF-01 Flooring - Concrete General:

Brush Finish

Other

TGSI Tactile indicators:

Refer to landscape consultant specification, to comply with AS1428.1 & AS1428.4.1