



efficient  
LIVING

## NatHERS and BASIX Assessment



### Eastview (Australia) Pty Ltd Proposed Development

To be built at 291-293 Condamine St, Manly Vale, NSW 2093

Issue	File Ref	Description	Author	Date
A	21-2557	NatHERS and BASIX Assessment	SF	17/02/2022

This report has been prepared by Efficient Living Pty Ltd on behalf of our client Eastview (Australia) Pty Ltd. Efficient Living prepares all reports in accordance with the BASIX Thermal Comfort Protocol and is backed by professional indemnity insurance. This report takes into account our client's instructions and preferred building inclusions.



**Sustainable Building Consultants**

p. 02 9970 6181 e. [admin@efficientliving.com.au](mailto:admin@efficientliving.com.au)  
[www.efficientliving.com.au](http://www.efficientliving.com.au)



Report Contact: Sian Fishwick  
Email: [sian@efficientliving.com.au](mailto:sian@efficientliving.com.au)

License Holder: Tracey Cools  
Accreditation Number: HERA10033

---

### Prepared For:

Eastview (Australia) Pty Ltd  
Benson Simons  
[b.simons@eastview.com.au](mailto:b.simons@eastview.com.au)

3 Northcliffe St,  
Milsons Point NSW  
0411 754 618

---

### Introduction

Efficient Living has investigated the estimated thermal comfort, water and energy usage of the proposed development to be built at 291-293 Condamine St, Manly Vale, NSW 2093.

Heating and cooling loads for the development have been determined using BERS Pro Plus 4.4 thermal comfort simulation software. The report is based on the architectural drawings provided by Innovate Architects. For further details, refer to the individual BASIX certificates(s) and Efficient Living's inclusions summary respectively.

This report is based on the following plans prepared by RFA Architects : Project #21015, dated 27/1/2022 (25 drawings total).

---

### Analysis

The BASIX assessment is divided into three sections; Water, Thermal Comfort and Energy, each independently measuring the efficiency of the Development.

BASIX requires a minimum target of 40% for the water section, a pass or fail is required for the thermal comfort section and a minimum required target of 35% for the energy section.

---

### Water

The proposed development has achieved the BASIX Water target of 44% to pass this section.

The water usage of the development is calculated based on the number and efficiency of permanent fixtures and appliances such as taps, showerheads and toilets, the dish washer and clothes washing machine.

The size of the rain tank and number of connections may have a significant impact on your water score as does the area of gardens and lawns and whether or not low water plant species are incorporated.

---

### Thermal Comfort

Thermal Comfort targets are set by the Department of Planning in the form of heating and cooling caps. The buildings thermal physics is measured using BERS Pro Plus V4.4 thermal comfort simulation software. This calculates the expected level of energy required to heat and cool each dwelling per annum, expressed in MJ (megajoules) per square meter of floor area.



---

Each unit has individual heating and cooling caps applied. Accompanying these individual caps are average heating and cooling caps applied to the whole development. The average caps are lower, or harder to comply with, than the individual unit caps.

---

## Energy

The proposed development has achieved the energy target of 39% to pass this section.

The energy usage of the development is calculated based on the efficiency of fixed appliances that will be used. This includes the air conditioning system, hot water system, lighting, exhaust fans, cook top, oven, and clothes drying facilities.

---

## Inclusions summary

The inclusions as outlined below have been incorporated in each unit to allow them to reach their environmental sustainability targets.

---

## Thermal Comfort

---

### Glazing Doors/Windows

Aluminium framed clear performance glazing:

#### Units 1,3:

B – sliding doors/windows:

U-Value: 4.90 (equal to or lower than) SHGC: 0.33 ( $\pm 10\%$ )

#### Units 2,4,7:

B – sliding doors/windows:

U-Value: 5.60 (equal to or lower than) SHGC: 0.41 ( $\pm 10\%$ )

#### Units 6,8,9:

B – sliding doors/windows:

U-Value: 5.40 (equal to or lower than) SHGC: 0.58 ( $\pm 10\%$ )

#### Unit 5

B – sliding windows:

U-Value: 5.40 (equal to or lower than) SHGC: 0.58 ( $\pm 10\%$ )



---

**B – sliding door:**

U-Value: 4.30 (equal to or lower than) SHGC: 0.53 ( $\pm 10\%$ )

Given values are AFRC, total window system values (glass and frame)

NOTE: Openability modelled as per BASIX Thermal Protocol - 4.14.2 and NatHERS Technical Note 1.2 – 10.11 with regard to restricted openings.

---

**Roof**

Concrete roof no insulation

Metal roofing, R1.3 Anticon (or similar)

**External Colour**

Concrete: Dark ( $SA > 0.7$ )

Colorbond: Dark ( $SA > 0.7$ )

---

**Ceiling**

Plasterboard ceiling with a minimum R2.5 insulation (insulation only value) to soffit of concrete, where balcony is over  
Plasterboard ceiling with a minimum R4 insulation (insulation only value) where metal cladding is above.

Plasterboard ceiling, no insulation where neighbouring units are above

---

**Ceiling Penetrations**

Sealed LED downlights every at a maximum of 1 fitting per  $2.5\text{m}^2$

---

**External Wall**

Cavity Brick with aircell (or similar)

Metal Cladding with R2.5 (insulation only value)

**External Colour**

Brick: Medium ( $0.475 < SA < 0.7$ ) colour modelled

Metal Cladding: Dark ( $SA > 0.7$ ) colour modelled



---

### Inter tenancy walls

230mm Brick to party walls between dwellings  
230mm Brick to walls adjacent to lobby and lift shaft

---

### Walls within dwellings

Plasterboard on studs

---

### Floors

Concrete between levels, no insulation required where apartment below dwelling  
Concrete above Garage with R0.9 (insulation only value) insulation.

---

### Floor coverings

Tiles to laundry and bathroom, timber elsewhere

---

### External Shading

Shading as per stamped documentation

---

### BASIX water inclusions

Score 44/40

---

### Fixtures within units

Showerheads: Mid flow (>6L but <=7.5 L/min)  
Toilets: 3.0 star  
Kitchen taps: 3.0 star  
Bathroom vanity taps: 3.0 star

---

### Appliances within units

Dishwashers: 2.5 star  
Clothes washer: 3.0 star

---



---

## BASIX energy inclusions

Score 39/35

---

## Hot water system

Individual gas instantaneous 6.0 stars

---

## Lift motors

All lifts to have gearless traction with VVVF motor

---

## Appliances & other efficiency measures within units

Gas cooktop & electric oven

Refrigerator: 3 star

Dishwashers: 3 star

Clothes dryers: 3.0 star

Clothes washer: 3 star

Not well ventilated fridge space

---

## Heating and cooling within units

Units 1,3,8,9 to have min 1200mm ceiling fans to living & bedrooms

Unit 7 to have min 1200 ceiling fans to living and master bedroom

Unit 2 to have min 1200 ceiling fan to living room

---

## Artificial lighting within units

All light fittings within each room are to have dedicated LED fixtures installed

---

## Ventilation within units

Bathroom – Individual fan, ducted to roof or facade – manual on / manual off switch

Laundry – Individual fan, ducted to roof or facade – manual on / manual off switch

Kitchen range hood – Individual fan, ducted to roof or facade – manual on / manual off switch

---



efficient  
LIVING

Eastview (Australia) Pty Ltd  
291-293 Condamine St, Manly Vale, NSW 2093

---

**Ventilation to common areas**

No mechanical ventilation

---

**Artificial lighting to common areas**

Light emitting diodes (LEDs)

---

**Alternative energy**

Not required

# Nationwide House Energy Rating Scheme — Class 2 summary

## NatHERS Certificate No. 0007056320

Generated on 17 Feb 2022 using BERS Pro v4.4.1.5 (3.21)

### Property

**Address** 291-293 Condamine Street ,  
Manly Vale , NSW , 2093

**Lot/DP** 1-2/11320

**NatHERS climate zone** 56

**Accredited assessor** 

Tracey Cools


Efficient Living Pty Ltd

admin@efficientliving.com.au

02 9970 6181

**Accreditation No.** HERA10033

**Assessor Accrediting Organisation** HERA



**6.2**  
Average Rating

**NATIONWIDE  
HOUSE**  
ENERGY RATING SCHEME<sup>®</sup>

The rating above is the average of all dwellings in this summary.

For more information on your dwelling's rating see:  
[www.nathers.gov.au](http://www.nathers.gov.au)



### Verification

To verify this certificate, scan the QR code or visit [hstar.com.au/QR/Generate?p=Elh kibYec](http://hstar.com.au/QR/Generate?p=Elh kibYec) .  
When using either link, ensure you are visiting [hstar.com.au](http://hstar.com.au)

### Summary of all dwellings

Certificate number and link	Unit Number	Heating load (MJ/m <sup>2</sup> /p.a.)	Cooling load (MJ/m <sup>2</sup> /p.a.)	Total load (MJ/m <sup>2</sup> /p.a.)	Star rating
<a href="#">0007056054</a>	1	18.4	24.3	42.7	6.7
<a href="#">0007056062</a>	2	21.5	27.1	48.6	6.2
<a href="#">0007056070</a>	3	7.1	22.6	29.7	7.7
<a href="#">0007056104</a>	4	30.6	24.1	54.7	5.7
<a href="#">0007056310</a>	5	40.5	11.8	52.3	5.9

*Continued Over*

### National Construction Code (NCC) requirements

The NCC's requirements for NatHERS-rated buildings are detailed in 3.12.0(a)(i) and 3.12.5 of the NCC Volume Two. For apartments the requirements are detailed in J0.2 and J5 to J8 of the NCC Volume One.

In NCC 2019, these requirements include minimum star ratings and separate heating and cooling load limits that need to be met by buildings and apartments through the NatHERS assessment. Requirements additional to the NatHERS assessment that must also be satisfied include, but are not limited to: insulation installation methods, thermal breaks, building sealing, water heating and pumping, and artificial lighting requirements. The NCC and NatHERS Heating and Cooling Load Limits (Australian Building Codes Board Standard) are available at [www.abcb.gov.au](http://www.abcb.gov.au).

State and territory variations and additions to the NCC may also apply.



## Summary of all dwellings (continued)

Certificate number and link	Unit Number	Heating load (MJ/m <sup>2</sup> /p.a.)	Cooling load (MJ/m <sup>2</sup> /p.a.)	Total load (MJ/m <sup>2</sup> /p.a.)	Star rating
<a href="#">0007056302</a>	6	33.8	15.9	49.7	6.1
<a href="#">0007056294</a>	7	34.4	28.2	62.7	5.2
<a href="#">0007056260</a>	8	34.3	26	60.3	5.4
<a href="#">0007056138</a>	9	13.2	27.9	41.2	6.8
Average		25.98	23.1	49.1	6.19

## Explanatory Notes

### About this report

This summary rating is the average rating of all NCC Class 2 dwellings in a development. The individual dwellings' ratings are a comprehensive, dynamic computer modelling evaluation of a home, using the floorplans, elevations and specifications to estimate the energy load. It addresses the building layout, orientation and fabric (i.e. walls, windows, floors, roofs and ceilings), but does not cover the water or energy use of appliances, or energy production of solar panels. For more details about an individual dwelling's assessment, refer to the individual dwelling's NatHERS Certificate (accessible via link).

### Accredited Assessors

To ensure the NatHERS Certificate is of a high quality, always use an accredited or licenced assessor. NatHERS accredited assessors are members of a professional body called an Assessor Accrediting Organisation (AAO). AAOs have specific quality assurance processes in place, and continuing professional development requirements, to maintain a high and consistent standard of assessments across the country.

Any questions or concerns about this report should be directed to the assessor in the first instance. If the assessor is unable to address these questions or concerns, the AAO specified on the front of this certificate should be contacted.

### Disclaimer

The format of the NatHERS Certificate was developed by the NatHERS Administrator. However the content, input and creation of the NatHERS Certificate is by the assessor. It is the responsibility of the assessor who prepared this certificate to use NatHERS accredited software correctly and follow the NatHERS Technical Notes to produce a NatHERS Certificate.

# BASIX<sup>®</sup>Certificate

Building Sustainability Index [www.basix.nsw.gov.au](http://www.basix.nsw.gov.au)

## Multi Dwelling

Certificate number: 1280487M

This certificate confirms that the proposed development will meet the NSW government's requirements for sustainability, if it is built in accordance with the commitments set out below. Terms used in this certificate, or in the commitments, have the meaning given by the document entitled "BASIX Definitions" dated 10/09/2020 published by the Department. This document is available at [www.basix.nsw.gov.au](http://www.basix.nsw.gov.au)

Secretary

Date of issue: Friday, 18 February 2022

To be valid, this certificate must be lodged within 3 months of the date of issue.






Planning,  
Industry &  
Environment

Project summary		
Project name	291-293 Condamine Street, Manly Vale	
Street address	291-293 Condamine Street Manly Vale 2093	
Local Government Area	Northern Beaches Council	
Plan type and plan number	deposited 11320	
Lot no.	1-2	
Section no.	-	
No. of residential flat buildings	1	
No. of units in residential flat buildings	9	
No. of multi-dwelling houses	0	
No. of single dwelling houses	0	
Project score		
Water	✔ 44	Target 40
Thermal Comfort	✔ Pass	Target Pass
Energy	✔ 39	Target 35

Certificate Prepared by
Name / Company Name: Efficient Living
ABN (if applicable): 82116346082

# Description of project

Project address	
Project name	291-293 Condamine Street, Manly Vale
Street address	291-293 Condamine Street Manly Vale 2093
Local Government Area	Northern Beaches Council
Plan type and plan number	deposited 11320
Lot no.	1-2
Section no.	-
Project type	
No. of residential flat buildings	1
No. of units in residential flat buildings	9
No. of multi-dwelling houses	0
No. of single dwelling houses	0
Site details	
Site area (m <sup>2</sup> )	407.6
Roof area (m <sup>2</sup> )	260
Non-residential floor area (m <sup>2</sup> )	79.0
Residential car spaces	11
Non-residential car spaces	0

Common area landscape	
Common area lawn (m <sup>2</sup> )	0.0
Common area garden (m <sup>2</sup> )	0.0
Area of indigenous or low water use species (m <sup>2</sup> )	0.0
Assessor details	
Assessor number	HERA10033
Certificate number	0007056320
Climate zone	56
Ceiling fan in at least one bedroom	Yes
Ceiling fan in at least one living room or other conditioned area	Yes
Project score	
Water	 44 Target 40
Thermal Comfort	 Pass Target Pass
Energy	 39 Target 35

## Description of project

The tables below describe the dwellings and common areas within the project

### Residential flat buildings - Building1, 9 dwellings, 4 storeys above ground

Dwelling no.	No. of bedrooms	Conditioned floor area (m <sup>2</sup> )	Unconditioned floor area (m <sup>2</sup> )	Area of garden & lawn (m <sup>2</sup> )	Indigenous species (min area m <sup>2</sup> )
1	1	56.1	2.6	0.9	0.0
6	1	54.0	2.7	1.2	0.0

Dwelling no.	No. of bedrooms	Conditioned floor area (m <sup>2</sup> )	Unconditioned floor area (m <sup>2</sup> )	Area of garden & lawn (m <sup>2</sup> )	Indigenous species (min area m <sup>2</sup> )
2	1	49.5	5.0	0.9	0.0
7	3	90.2	2.0	4.0	0.0

Dwelling no.	No. of bedrooms	Conditioned floor area (m <sup>2</sup> )	Unconditioned floor area (m <sup>2</sup> )	Area of garden & lawn (m <sup>2</sup> )	Indigenous species (min area m <sup>2</sup> )
3	1	44.7	2.4	0.9	0.0
8	1	57.5	3.5	0.3	0.0

Dwelling no.	No. of bedrooms	Conditioned floor area (m <sup>2</sup> )	Unconditioned floor area (m <sup>2</sup> )	Area of garden & lawn (m <sup>2</sup> )	Indigenous species (min area m <sup>2</sup> )
4	2	68.4	4.4	0.9	0.0
9	1	54.0	2.7	1.2	0.0

Dwelling no.	No. of bedrooms	Conditioned floor area (m <sup>2</sup> )	Unconditioned floor area (m <sup>2</sup> )	Area of garden & lawn (m <sup>2</sup> )	Indigenous species (min area m <sup>2</sup> )
5	2	68.5	5.0	0.3	0.0

## Description of project

The tables below describe the dwellings and common areas within the project

### Common areas of unit building - Building1

Common area	Floor area (m <sup>2</sup> )
Car park area (No. 1)	184.0
Bin Store Retail	7.0
Ground floor lobby	43.0
Level 3 lobby	12.0

Common area	Floor area (m <sup>2</sup> )
Lift car (No.1)	-
Store Room	5.0
Level 1 lobby	21.0

Common area	Floor area (m <sup>2</sup> )
Bin Store Residential	14.0
Storage	72.0
Level 2 lobby	14.0

# Schedule of BASIX commitments

## 1. Commitments for Residential flat buildings - Building1

### (a) Dwellings

- (i) Water
- (ii) Energy
- (iii) Thermal Comfort

### (b) Common areas and central systems/facilities

- (i) Water
- (ii) Energy

## 2. Commitments for multi-dwelling houses

## 3. Commitments for single dwelling houses

## 4. Commitments for common areas and central systems/facilities for the development (non-building specific)

- (i) Water
- (ii) Energy

## Schedule of BASIX commitments

The commitments set out below regulate how the proposed development is to be carried out. It is a condition of any development consent granted, or complying development certificate issued, for the proposed development, that BASIX commitments be complied with.

### 1. Commitments for Residential flat buildings - Building1

#### (a) Dwellings

(i) Water	Show on DA plans	Show on CC/CDC plans & specs	Certifier check
(a) The applicant must comply with the commitments listed below in carrying out the development of a dwelling listed in a table below.			
(b) The applicant must plant indigenous or low water use species of vegetation throughout the area of land specified for the dwelling in the "Indigenous species" column of the table below, as private landscaping for that dwelling. (This area of indigenous vegetation is to be contained within the "Area of garden and lawn" for the dwelling specified in the "Description of Project" table).	✓	✓	
(c) If a rating is specified in the table below for a fixture or appliance to be installed in the dwelling, the applicant must ensure that each such fixture and appliance meets the rating specified for it.		✓	✓
(d) The applicant must install an on demand hot water recirculation system which regulates all hot water use throughout the dwelling, where indicated for a dwelling in the "HW recirculation or diversion" column of the table below.		✓	✓
(e) The applicant must install: <ul style="list-style-type: none"> <li>(aa) a hot water diversion system to all showers, kitchen sinks and all basins in the dwelling, where indicated for a dwelling in the "HW recirculation or diversion" column of the table below; and</li> <li>(bb) a separate diversion tank (or tanks) connected to the hot water diversion systems of at least 100 litres. The applicant must connect the hot water diversion tank to all toilets in the dwelling.</li> </ul>		✓ ✓	✓ ✓
(e) The applicant must not install a private swimming pool or spa for the dwelling, with a volume exceeding that specified for it in the table below.	✓	✓	
(f) If specified in the table, that pool or spa (or both) must have a pool cover or shading (or both).		✓	
(g) The pool or spa must be located as specified in the table.	✓	✓	
(h) The applicant must install, for the dwelling, each alternative water supply system, with the specified size, listed for that dwelling in the table below. Each system must be configured to collect run-off from the areas specified (excluding any area which supplies any other alternative water supply system), and to divert overflow as specified. Each system must be connected as specified.	✓	✓	✓

Dwelling no.	Fixtures					Appliances		Individual pool				Individual spa		
	All shower-heads	All toilet flushing systems	All kitchen taps	All bathroom taps	HW recirculation or diversion	All clothes washers	All dish-washers	Volume (max volume)	Pool cover	Pool location	Pool shaded	Volume (max volume)	Spa cover	Spa shaded
All dwellings	3 star (> 6 but <= 7.5 L/min)	3 star	3 star	3 star	no	3 star	2.5 star	-	-	-	-	-	-	-

Dwelling no.	Alternative water source							
	Alternative water supply systems	Size	Configuration	Landscape connection	Toilet connection (s)	Laundry connection	Pool top-up	Spa top-up
None	-	-	-	-	-	-	-	-

(ii) Energy	Show on DA plans	Show on CC/CDC plans & specs	Certifier check
(a) The applicant must comply with the commitments listed below in carrying out the development of a dwelling listed in a table below.			
(b) The applicant must install each hot water system specified for the dwelling in the table below, so that the dwelling's hot water is supplied by that system. If the table specifies a central hot water system for the dwelling, then the applicant must connect that central system to the dwelling, so that the dwelling's hot water is supplied by that central system.	✓	✓	✓
(c) The applicant must install, in each bathroom, kitchen and laundry of the dwelling, the ventilation system specified for that room in the table below. Each such ventilation system must have the operation control specified for it in the table.		✓	✓
(d) The applicant must install the cooling and heating system/s specified for the dwelling under the "Living areas" and "Bedroom areas" headings of the "Cooling" and "Heating" columns in the table below, in/for at least 1 living/bedroom area of the dwelling. If no cooling or heating system is specified in the table for "Living areas" or "Bedroom areas", then no systems may be installed in any such areas. If the term "zoned" is specified beside an air conditioning system, then the system must provide for day/night zoning between living areas and bedrooms.		✓	✓
(e) This commitment applies to each room or area of the dwelling which is referred to in a heading to the "Artificial lighting" column of the table below (but only to the extent specified for that room or area). The applicant must ensure that the "primary type of artificial lighting" for each such room in the dwelling is fluorescent lighting or light emitting diode (LED) lighting. If the term "dedicated" is specified for a particular room or area, then the light fittings in that room or area must only be capable of being used for fluorescent lighting or light emitting diode (LED) lighting.		✓	✓




(ii) Energy	Show on DA plans	Show on CC/CDC plans & specs	Certifier check
(f) This commitment applies to each room or area of the dwelling which is referred to in a heading to the "Natural lighting" column of the table below (but only to the extent specified for that room or area). The applicant must ensure that each such room or area is fitted with a window and/or skylight.	✓	✓	✓
(g) This commitment applies if the applicant installs a water heating system for the dwelling's pool or spa. The applicant must: (aa) install the system specified for the pool in the "Individual Pool" column of the table below (or alternatively must not install any system for the pool). If specified, the applicant must install a timer, to control the pool's pump; and (bb) install the system specified for the spa in the "Individual Spa" column of the table below (or alternatively must not install any system for the spa). If specified, the applicant must install a timer to control the spa's pump.		✓ ✓	
(h) The applicant must install in the dwelling: (aa) the kitchen cook-top and oven specified for that dwelling in the "Appliances & other efficiency measures" column of the table below; (bb) each appliance for which a rating is specified for that dwelling in the "Appliances & other efficiency measures" column of the table, and ensure that the appliance has that minimum rating; and (cc) any clothes drying line specified for the dwelling in the "Appliances & other efficiency measures" column of the table.		✓ ✓ ✓	✓
(i) If specified in the table, the applicant must carry out the development so that each refrigerator space in the dwelling is "well ventilated".		✓	

Dwelling no.	Hot water	Bathroom ventilation system		Kitchen ventilation system		Laundry ventilation system	
	Hot water system	Each bathroom	Operation control	Each kitchen	Operation control	Each laundry	Operation control
All dwellings	gas instantaneous 6 star	individual fan, ducted to façade or roof	manual switch on/off	individual fan, ducted to façade or roof	manual switch on/off	individual fan, ducted to façade or roof	manual switch on/off

Dwelling no.	Cooling		Heating		Artificial lighting					Natural lighting		
	living areas	bedroom areas	living areas	bedroom areas	No. of bedrooms &/or study	No. of living &/or dining rooms	Each kitchen	All bathrooms/toilets	Each laundry	All hallways	No. of bathrooms &/or toilets	Main kitchen
5	-	-			2 (dedicated)	1 (dedicated)	yes (dedicated)	yes (dedicated)	yes (dedicated)	yes (dedicated)	0	no

Dwelling no.	Cooling		Heating		Artificial lighting						Natural lighting	
	living areas	bedroom areas	living areas	bedroom areas	No. of bedrooms &/or study	No. of living &/or dining rooms	Each kitchen	All bathrooms/toilets	Each laundry	All hallways	No. of bathrooms &/or toilets	Main kitchen
7	-	-			3 (dedicated)	1 (dedicated)	yes (dedicated)	yes (dedicated)	yes (dedicated)	yes (dedicated)	0	yes
4, 9	-	-			1 (dedicated)	1 (dedicated)	yes (dedicated)	yes (dedicated)	yes (dedicated)	yes (dedicated)	0	yes
All other dwellings	-	-			1 (dedicated)	1 (dedicated)	yes (dedicated)	yes (dedicated)	yes (dedicated)	yes (dedicated)	0	no

Dwelling no.	Individual pool		Individual spa		Appliances & other efficiency measures							
	Pool heating system	Timer	Spa heating system	Timer	Kitchen cooktop/oven	Refrigerator	Well ventilated fridge space	Dishwasher	Clothes washer	Clothes dryer	Indoor or sheltered clothes drying line	Private outdoor or unsheltered clothes drying line
All dwellings	-	-	-	-	gas cooktop & electric oven	3 star	no	3 star	3 star	3 star	-	-

(iii) Thermal Comfort	Show on DA plans	Show on CC/CDC plans & specs	Certifier check
(a) The applicant must attach the certificate referred to under "Assessor details" on the front page of this BASIX certificate (the "Assessor Certificate") to the development application and construction certificate application for the proposed development (or, if the applicant is applying for a complying development certificate for the proposed development, to that application). The applicant must also attach the Assessor Certificate to the application for a final occupation certificate for the proposed development.			
(b) The Assessor Certificate must have been issued by an Accredited Assessor in accordance with the Thermal Comfort Protocol.			
(c) The details of the proposed development on the Assessor Certificate must be consistent with the details shown in this BASIX Certificate, including the details shown in the "Thermal Loads" table below.			
(d) The applicant must show on the plans accompanying the development application for the proposed development, all matters which the Thermal Comfort Protocol requires to be shown on those plans. Those plans must bear a stamp of endorsement from the Accredited Assessor, to certify that this is the case.			

<b>(iii) Thermal Comfort</b>	<b>Show on DA plans</b>	<b>Show on CC/CDC plans &amp; specs</b>	<b>Certifier check</b>
(e) The applicant must show on the plans accompanying the application for a construction certificate (or complying development certificate, if applicable), all thermal performance specifications set out in the Assessor Certificate, and all aspects of the proposed development which were used to calculate those specifications.		✓	
(f) The applicant must construct the development in accordance with all thermal performance specifications set out in the Assessor Certificate, and in accordance with those aspects of the development application or application for a complying development certificate which were used to calculate those specifications.		✓	✓
(g) Where there is an in-slab heating or cooling system, the applicant must:  (aa) Install insulation with an R-value of not less than 1.0 around the vertical edges of the perimeter of the slab; or  (bb) On a suspended floor, install insulation with an R-value of not less than 1.0 underneath the slab and around the vertical edges of the perimeter of the slab.	✓	✓	✓
(h) The applicant must construct the floors and walls of the development in accordance with the specifications listed in the table below.	✓	✓	✓
(i) The applicant must show on the plans accompanying the development application for the proposed development, the locations of ceiling fans set out in the Assessor Certificate.	✓		
(j) The applicant must show on the plans accompanying the application for a construction certificate (or complying development certificate, if applicable), the locations of ceiling fans set out in the Assessor Certificate.		✓	

<b>Thermal loads</b>		
<b>Dwelling no.</b>	<b>Area adjusted heating load (in mJ/m<sup>2</sup>/yr)</b>	<b>Area adjusted cooling load (in mJ/m<sup>2</sup>/yr)</b>
1	18.4	24.3
2	21.5	27.1
3	7.1	22.6
4	30.6	24.1
5	40.3	11.8
6	33.8	15.9
7	34.4	28.2
8	34.3	26.0
All other dwellings	13.2	27.9

**(b) Common areas and central systems/facilities**

<b>(i) Water</b>	<b>Show on DA plans</b>	<b>Show on CC/CDC plans &amp; specs</b>	<b>Certifier check</b>
(a) If, in carrying out the development, the applicant installs a showerhead, toilet, tap or clothes washer into a common area, then that item must meet the specifications listed for it in the table.		✓	✓
(b) The applicant must install (or ensure that the development is serviced by) the alternative water supply system(s) specified in the "Central systems" column of the table below. In each case, the system must be sized, be configured, and be connected, as specified in the table.	✓	✓	✓
(c) A swimming pool or spa listed in the table must not have a volume (in kLs) greater than that specified for the pool or spa in the table.	✓	✓	
(d) A pool or spa listed in the table must have a cover or shading if specified for the pool or spa in the table.		✓	
(e) The applicant must install each fire sprinkler system listed in the table so that the system is configured as specified in the table.		✓	✓
(f) The applicant must ensure that the central cooling system for a cooling tower is configured as specified in the table.		✓	✓

<b>Common area</b>	<b>Showerheads rating</b>	<b>Toilets rating</b>	<b>Taps rating</b>	<b>Clothes washers rating</b>
All common areas	no common facility	no common facility	no common facility	no common laundry facility

<b>(ii) Energy</b>	<b>Show on DA plans</b>	<b>Show on CC/CDC plans &amp; specs</b>	<b>Certifier check</b>
(a) If, in carrying out the development, the applicant installs a ventilation system to service a common area specified in the table below, then that ventilation system must be of the type specified for that common area, and must meet the efficiency measure specified.		✓	✓
(b) In carrying out the development, the applicant must install, as the "primary type of artificial lighting" for each common area specified in the table below, the lighting specified for that common area. This lighting must meet the efficiency measure specified. The applicant must also install a centralised lighting control system or Building Management System (BMS) for the common area, where specified.		✓	✓
(c) The applicant must install the systems and fixtures specified in the "Central energy systems" column of the table below. In each case, the system or fixture must be of the type, and meet the specifications, listed for it in the table.	✓	✓	✓

Common area	Common area ventilation system		Common area lighting		
	Ventilation system type	Ventilation efficiency measure	Primary type of artificial lighting	Lighting efficiency measure	Lighting control system/BMS
Car park area (No. 1)	no mechanical ventilation	-	light-emitting diode	none	No
Lift car (No.1)	-	-	light-emitting diode	connected to lift call button	No
Bin Store Residential	no mechanical ventilation	-	light-emitting diode	manual on / manual off	No
Bin Store Retail	no mechanical ventilation	-	light-emitting diode	manual on / manual off	No
Store Room	no mechanical ventilation	-	light-emitting diode	manual on / manual off	No
Storage	no mechanical ventilation	-	light-emitting diode	manual on / manual off	No
Ground floor lobby	no mechanical ventilation	-	light-emitting diode	time clocks	No
Level 1 lobby	no mechanical ventilation	-	light-emitting diode	time clocks	No
Level 2 lobby	no mechanical ventilation	-	light-emitting diode	time clocks	No
Level 3 lobby	no mechanical ventilation	-	light-emitting diode	time clocks	No

Central energy systems	Type	Specification
Lift (No. 1)	gearless traction with V V V F motor	Number of levels (including basement): 4

#### 4. Commitments for common areas and central systems/facilities for the development (non-building specific)

##### (b) Common areas and central systems/facilities

(i) Water	Show on DA plans	Show on CC/CDC plans & specs	Certifier check
(a) If, in carrying out the development, the applicant installs a showerhead, toilet, tap or clothes washer into a common area, then that item must meet the specifications listed for it in the table.		✓	✓
(b) The applicant must install (or ensure that the development is serviced by) the alternative water supply system(s) specified in the "Central systems" column of the table below. In each case, the system must be sized, be configured, and be connected, as specified in the table.	✓	✓	✓
(c) A swimming pool or spa listed in the table must not have a volume (in kLs) greater than that specified for the pool or spa in the table.	✓	✓	
(d) A pool or spa listed in the table must have a cover or shading if specified for the pool or spa in the table.		✓	
(e) The applicant must install each fire sprinkler system listed in the table so that the system is configured as specified in the table.		✓	✓
(f) The applicant must ensure that the central cooling system for a cooling tower is configured as specified in the table.		✓	✓

Common area	Showerheads rating	Toilets rating	Taps rating	Clothes washers rating
All common areas	no common facility	no common facility	no common facility	no common laundry facility

(ii) Energy	Show on DA plans	Show on CC/CDC plans & specs	Certifier check
(a) If, in carrying out the development, the applicant installs a ventilation system to service a common area specified in the table below, then that ventilation system must be of the type specified for that common area, and must meet the efficiency measure specified.		✓	✓
(b) In carrying out the development, the applicant must install, as the "primary type of artificial lighting" for each common area specified in the table below, the lighting specified for that common area. This lighting must meet the efficiency measure specified. The applicant must also install a centralised lighting control system or Building Management System (BMS) for the common area, where specified.		✓	✓
(c) The applicant must install the systems and fixtures specified in the "Central energy systems" column of the table below. In each case, the system or fixture must be of the type, and meet the specifications, listed for it in the table.	✓	✓	✓

## Notes

1. In these commitments, "applicant" means the person carrying out the development.
2. The applicant must identify each dwelling, building and common area listed in this certificate, on the plans accompanying any development application, and on the plans and specifications accompanying the application for a construction certificate / complying development certificate, for the proposed development, using the same identifying letter or reference as is given to that dwelling, building or common area in this certificate.
3. This note applies if the proposed development involves the erection of a building for both residential and non-residential purposes (or the change of use of a building for both residential and non-residential purposes). Commitments in this certificate which are specified to apply to a "common area" of a building or the development, apply only to that part of the building or development to be used for residential purposes.
4. If this certificate lists a central system as a commitment for a dwelling or building, and that system will also service any other dwelling or building within the development, then that system need only be installed once (even if it is separately listed as a commitment for that other dwelling or building).
5. If a star or other rating is specified in a commitment, this is a minimum rating.
6. All alternative water systems to be installed under these commitments (if any), must be installed in accordance with the requirements of all applicable regulatory authorities. NOTE: NSW Health does not recommend that stormwater, recycled water or private dam water be used to irrigate edible plants which are consumed raw, or that rainwater be used for human consumption in areas with potable water supply.

## Legend

1. Commitments identified with a "✔" in the "Show on DA plans" column must be shown on the plans accompanying the development application for the proposed development (if a development application is to be lodged for the proposed development).
2. Commitments identified with a "✔" in the "Show on CC/CDC plans and specs" column must be shown in the plans and specifications accompanying the application for a construction certificate / complying development certificate for the proposed development.
3. Commitments identified with a "✔" in the "Certifier check" column must be certified by a certifying authority as having been fulfilled. (Note: a certifying authority must not issue an occupation certificate (either interim or final) for a building listed in this certificate, or for any part of such a building, unless it is satisfied that each of the commitments whose fulfilment it is required to monitor in relation to the building or part, has been fulfilled).