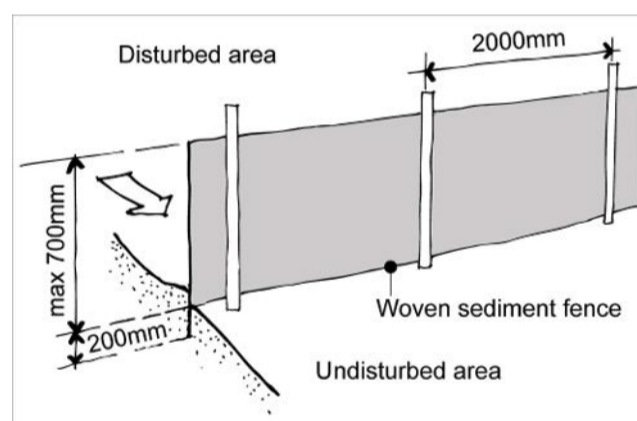


Site Plan
1:100@A1 1:200@A3. Do not scale off plan

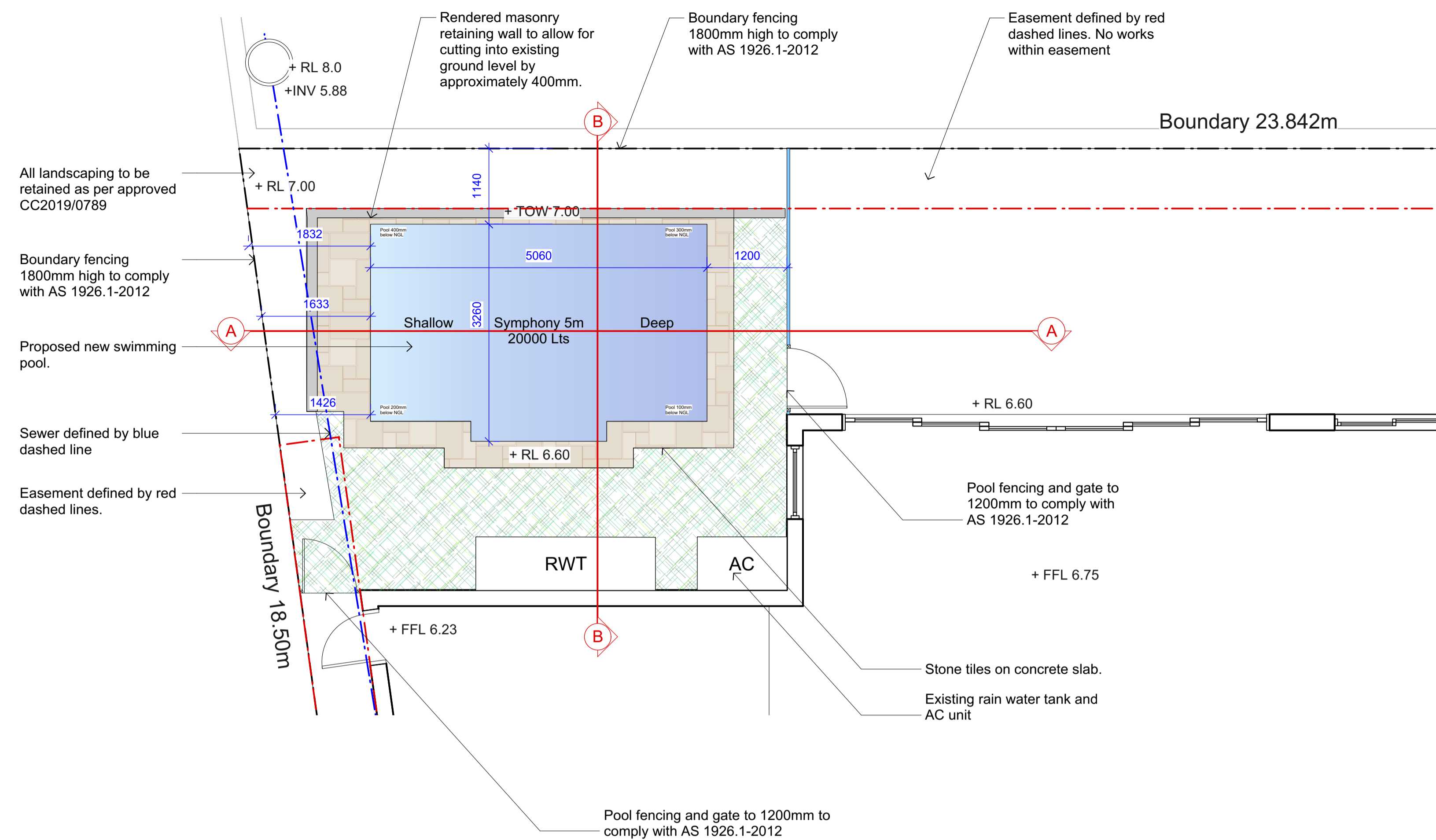


Sedimentation Control Fence
Not to scale.

Source: www.yourhome.gov.au

AREA CALCULATION		
	AREA (m2)	PERCENTAGE
Site	362.7	100.00%
Deep soil Landscape	163.52	45.08%
DCP Compliance		YES

Detail Pool Plan
1:50@A1 1:100@A3. Do not scale off plan



Legend

- TURF AREA
- TIMBER DECKING
- CONCRETE PAVING
- UNIT PAVING
- STAIRS
- PEBBLE
- TIMBER
- WATER
- MASONRY RETAINING WALL
- STONE RETAINING WALL
- TIMBER RETAINING WALL
- BOULDER RETAINING WALL
- SITE OR WORKS BOUNDARY
- PROPOSED LEVEL
- TOP OF WALL LEVEL
- MATERIAL NAME
- SURFACE FALL DIRECTION
- SURFACE DRAINS
- SURVEY (50% GREY LINES)
- EXISTING TREE TO RETAIN
- EXISTING TREE TO REMOVE
- EXISTING ROCK OUTCROP

Notes:
>Do not scale off plan.
>Contractors to check all measurements onsite before quoting or commencing work.
>If abnormalities arise, contact the Landscape Architect.
>This design is copyright and is not to be reproduced in anyway without written consent of Jamie King Landscape Architect

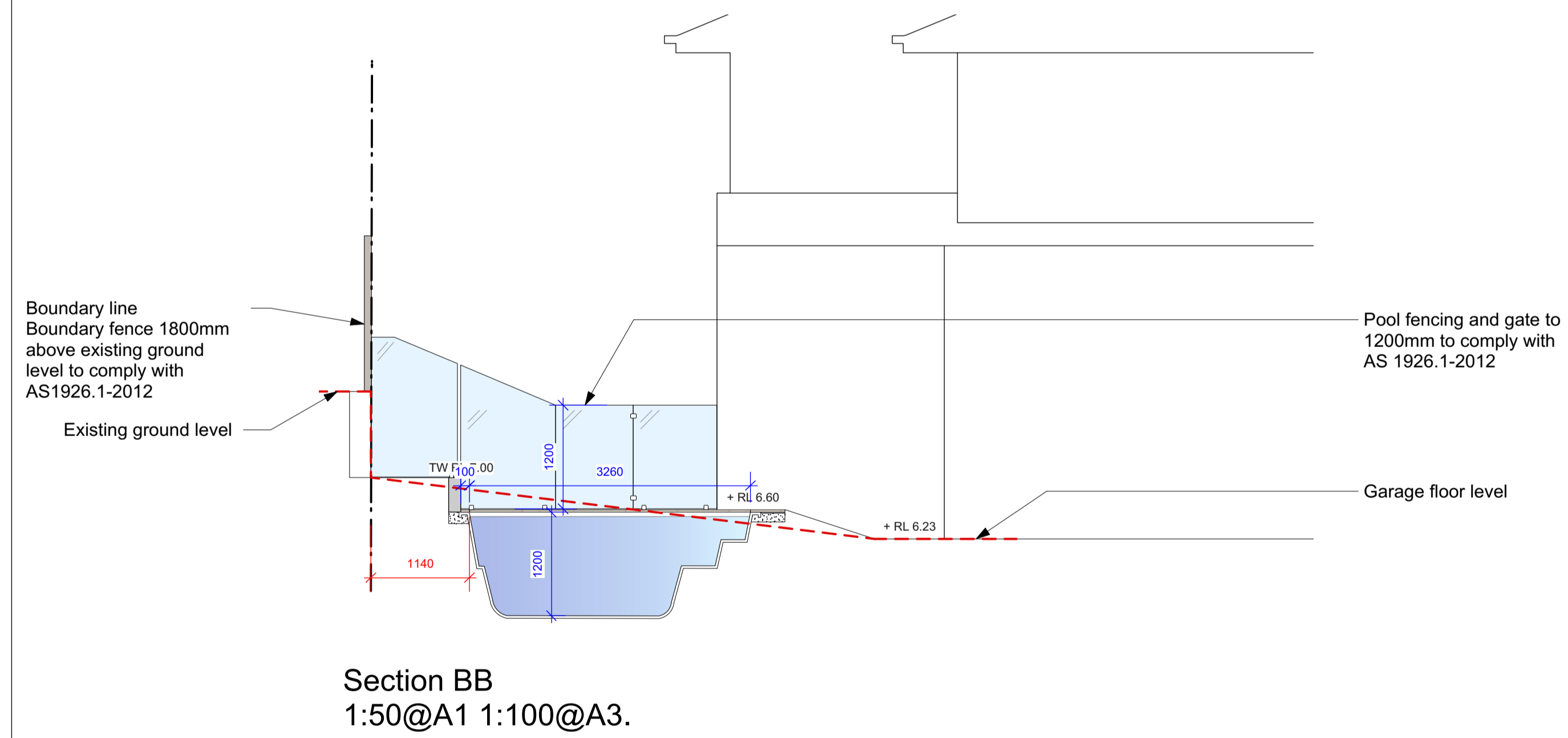
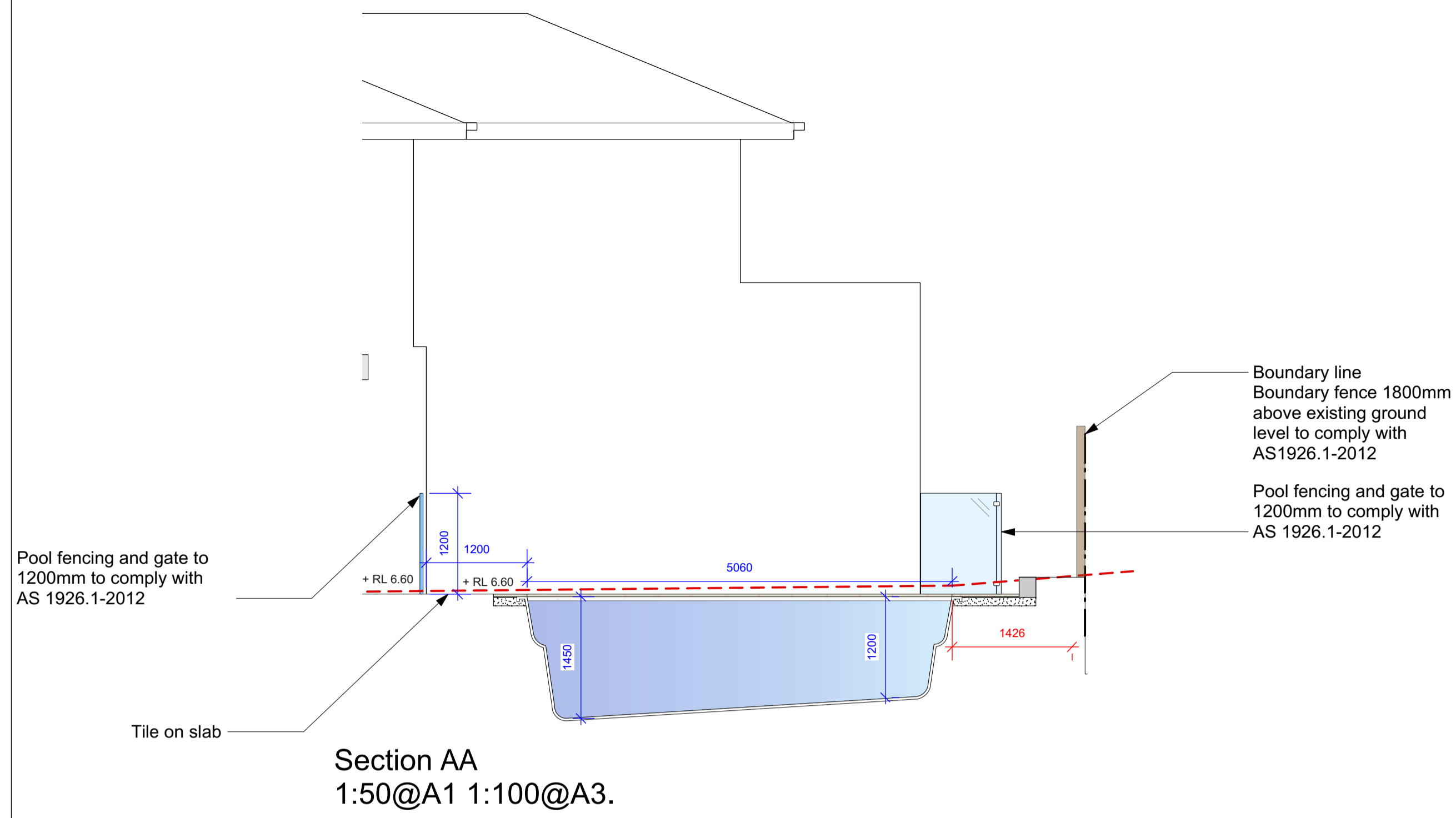


JAMIE KING
LANDSCAPE ARCHITECT
DESIGN ● APPROVE ● MANAGE

ISSUE	31/3/20	Issue A for DA	PROJECT #	1832
PROJECT	79 Lorikeet Grove Warriewood		DATE #	See above
CLIENT	Vallim		SCALE @ A1	DWG # Sht-101
DWG	Landscape Plan		DRAWN	JK
			CHKD	JK

Jamie King Landscape Architect
84 Palmgrove Rd, Avalon, NSW, 2107 T: 0421 517 991 E: jamie@jamieking.com.au

W: www.jamieking.com.au
E: jamie@jamieking.com.au



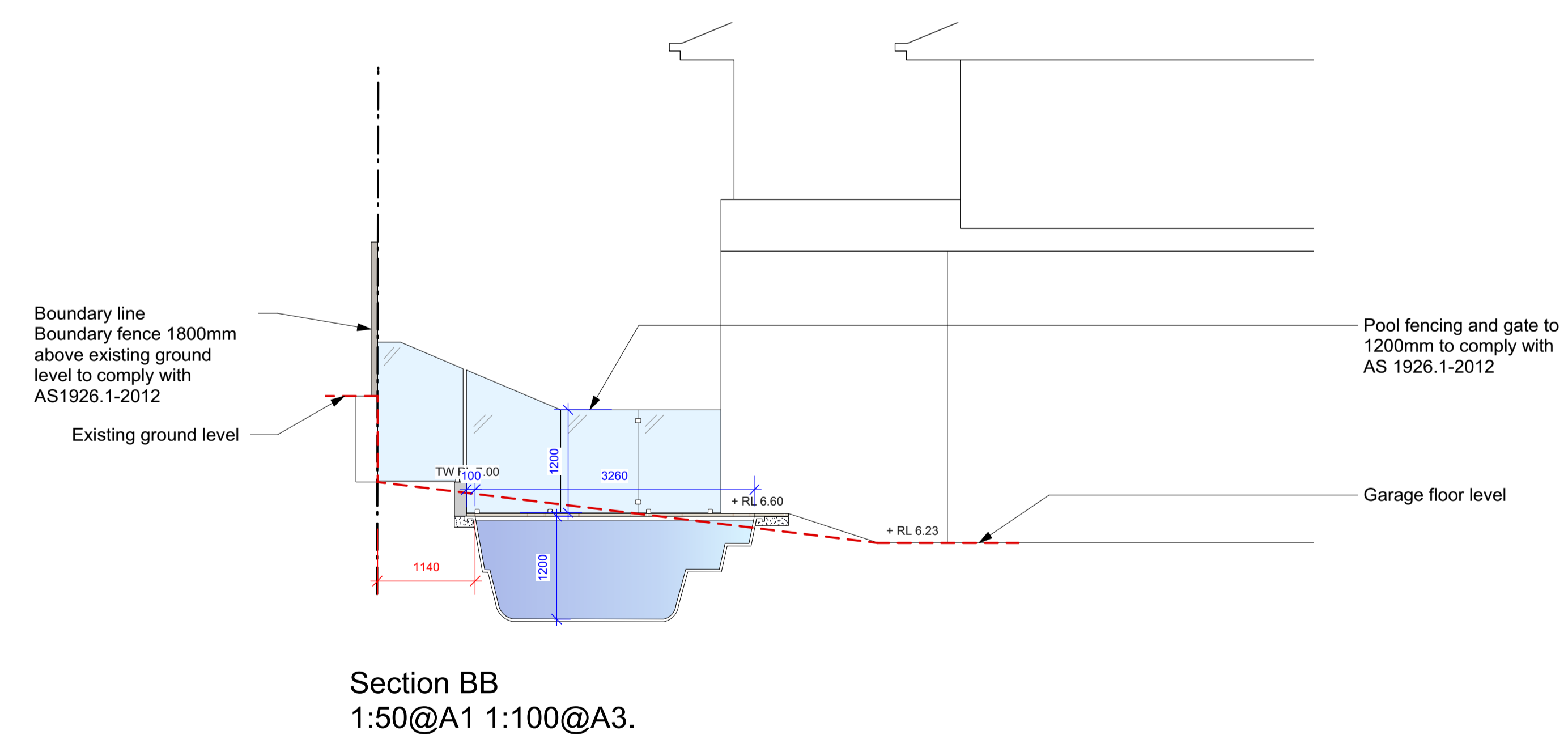
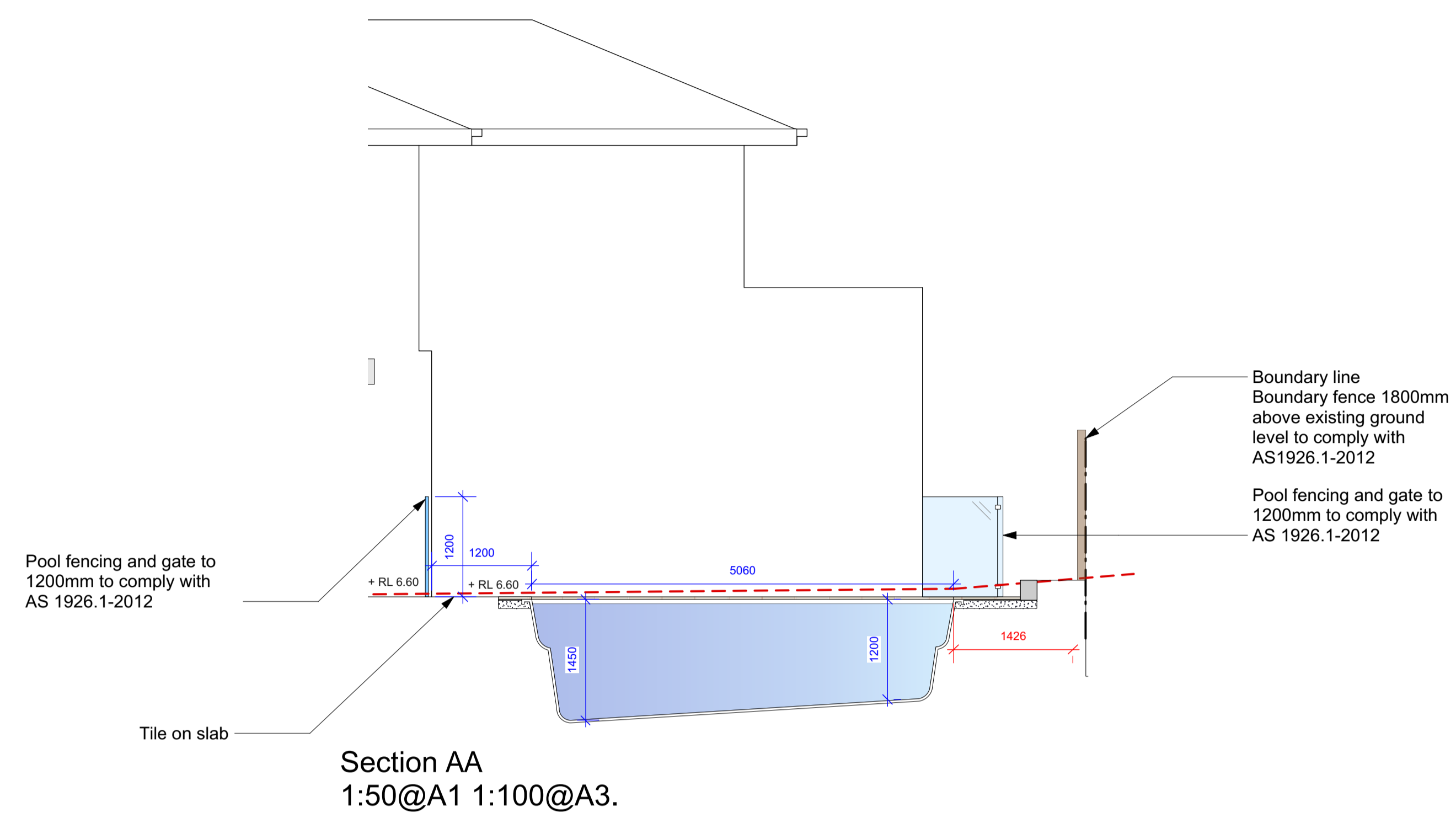
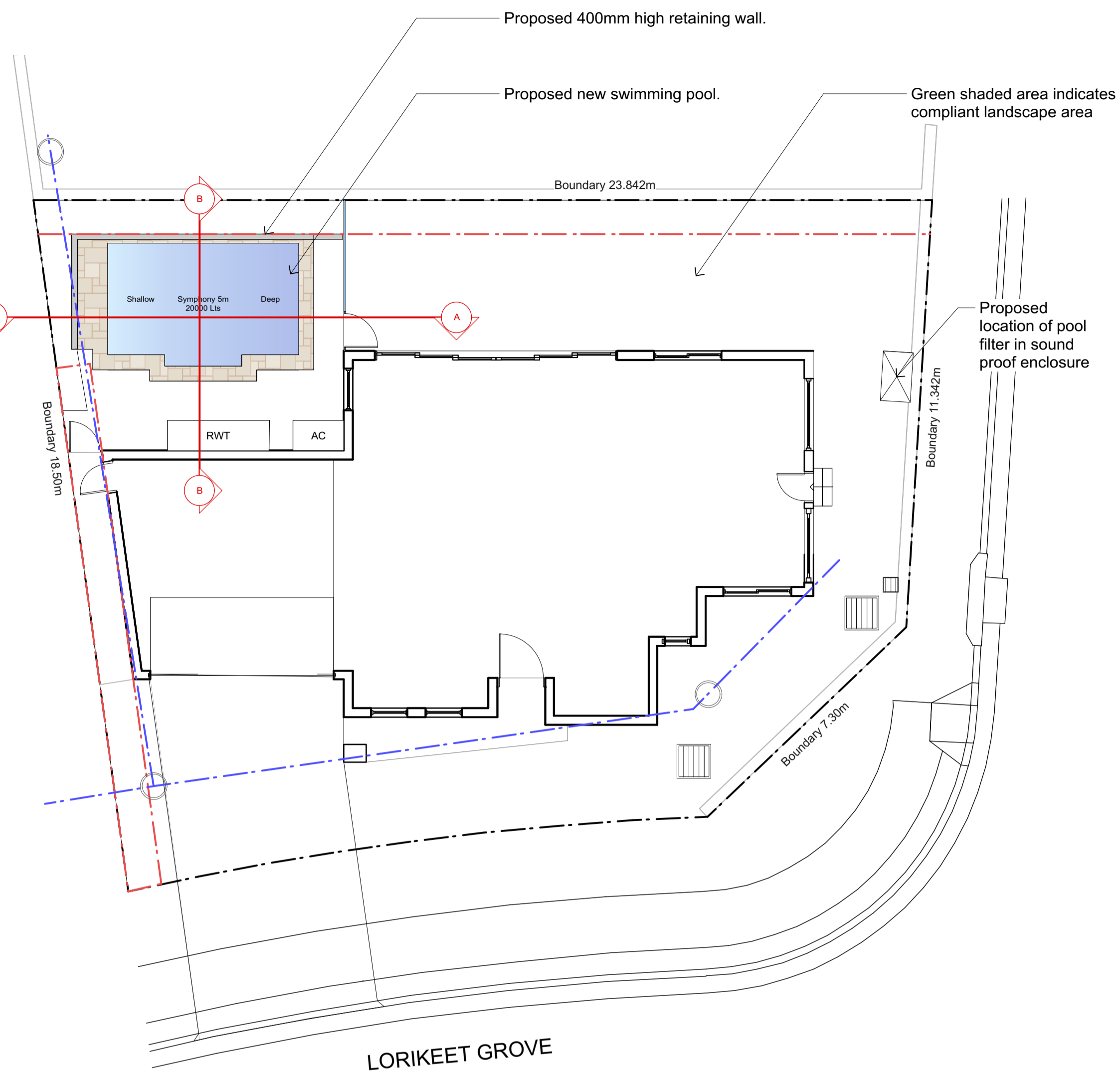
Notes:
 >Do not scale off plan.
 >Contractors to check all measurements onsite before quoting or commencing work.
 >If abnormalities arise, contact the Landscape Architect.
 >This design is copyright and is not to be reproduced in anyway without written consent of Jamie King Landscape Architect



JAMIE KING
 LANDSCAPE ARCHITECT
 DESIGN ● APPROVE ● MANAGE

ISSUE	31/3/20	Issue A for DA	PROJECT #	1832
PROJECT	DATE	REVISION	DATE #	DWG #
76 Lorikeet Grove Warriewood			See above	Sht-102
CLIENT	Vallim		SCALE @ A1	JK
DWG	Landscape Sections		DRAWN	JK
			CHKD	JK
			REVISION	

Jamie King Landscape Architect
 84 Palmgrove Rd, Avalon, NSW, 2107 T: 0421 517 991 W: www.jamieking.com.au
 E: jamie@jamieking.com.au



Notes:
 >Do not scale off plan.
 >Contractors to check all measurements onsite before quoting or commencing work.
 >If abnormalities arise, contact the Landscape Architect.
 >This design is copyright and is not to be reproduced in anyway without written consent of Jamie King Landscape Architect



JAMIE KING
 LANDSCAPE ARCHITECT
 DESIGN ● APPROVE ● MANAGE

ISSUE	31/3/20	Issue A for DA	PROJECT #	1832
PROJECT	79 Lorikeet Grove Warriewood		DATE #	See above
CLIENT	Vallim		SCALE @ A1	DWG # Sht-103
DWG	Notification Plan		DRAWN	JK
			CHKD	JK
			REVISION	