

WASTE MANAGEMENT PLAN

1/18 Quinton Rd, Manly, NSW



In relation to
Internal Refurbishment Works

Prepared by
Solo Property Group Pty Ltd

On behalf of
Cecile Garderes

DOCUMENT VERSION CONTROL			
Job #	J23001	Purpose	Waste Management Plan
Date	06/03/24	Author	O.Sanchez
Client	C.Garderes	QA	O.Adams

©Solo Property Group Pty Ltd 2024

The information contained in this document is solely for the use of client personnel. This document may not be reproduced, stored, published, transferred, disseminated or transmitted in any form or by any means without formal written consent from Solo Property Group Pty Ltd.

TABLE OF CONTENTS

Purpose of the Waste Management Plan.....	2
Structure of the Waste Management Plan.....	2
Applicant and Project Details	3
Section 1 – Demolition	5
Section 2 – Construction	7
Section 3 – On-going waste management for one or two dwellings.....	9
Section 4 – On-going waste management for three or more dwellings	10
Section 5 – On-going waste management for non-residential developments.....	11
Section 6 – Private roadway developments	12

Purpose of the Waste Management Plan

This *Waste Management Plan (WMP)* will detail the arrangements for waste management during all stages of development and occupation.

The WMP must be completed in accordance with the Waste Management Guidelines (Guidelines).

A completed WMP is a mandatory requirement for any Development Application (DA) submitted under WLEP 2011 or WLEP 2000. DAs that are submitted without a completed WMP will be rejected or refused by Council.

Structure of the Waste Management Plan

All applicants are required to complete the 'Applicant and Project Details' part of the WMP and include it with the relevant Sections that apply to their proposed development.

The WMP is divided into Sections and applicants are only required to complete the relevant Sections in accordance with the Guidelines. The table below identifies which Sections are relevant to which development types.

For example, if the proposed development was to include demolition of an existing structure and construction of a single dwelling, the relevant Sections would be Sections 1, 2 and 3.

Section	Development Type [^]
Section 1 – Demolition	All
Section 2 – Construction	All
Section 3 – On-going waste management for one or two dwellings	One or two dwelling developments Mixed-use developments containing one or two dwellings
Section 4 – On-going waste management for three or more dwellings	Three or more dwelling developments Mixed-use developments containing three or more dwellings
Section 5 – On-going waste management for non-residential and mixed use developments	Commercial developments Industrial developments Mixed-use developments
Section 6 – Private roadway developments	Private roadways

[^]Note: the definitions of the development types are provided in Section vi of the Introduction to the Guidelines

Applicant and Project Details

Complete this page and the relevant Sections that apply to your proposed development.

Applicants' Details

Name: (must be the same as the DA form)	Oliver Sanchez
Address: (must be the same as the DA form)	16/57 Craigend Street, Darlinghurst, NSW 2010
Phone Number:	+61420 343 534
Email Address:	oliver@solopg.com.au

Property Details

Lot No:	1
Deposited Plan (DP) No: or Strata Plan (SP) No:	SP12069
Unit No:	1
House No:	18
Street:	Quinton Road
Suburb:	Manly
Postcode:	2095

Project Details

Description of proposed development:	Internal alteration works to create an enlarged opening between the lounge and entry and removal of a wall between the kitchen and entry to suit new internal layout.
Structures to be demolished:	Internal wall between lounge and entry hallway Existing kitchen joinery

Applicant Declaration

I declare that:

1. This plan has been completed in accordance with the Waste Management Guidelines
2. To the best of my knowledge, the details on this form are accurate and correct

I understand that:

1. All records demonstrating lawful disposal of waste will be retained and kept readily accessible for inspection by regulatory authorities such as Council, NSW Environment Protection Authority or WorkCover NSW.
2. A bond in accordance with Council's fees and charges may apply to this development and must be paid to Council prior to any works commencing.
3. The bond will only be refunded when Council is satisfied that all waste outlined in this plan has been managed as per the plan, and evidence such as photos, receipts and statutory declarations must be supplied where appropriate.

Signature of Applicant:



Date: 06/03/24

Section 1 – Demolition



This section must be completed in accordance with ‘Chapter 1 – Demolition’ of the Waste Management Guidelines

MATERIALS ON SITE	DESTINATION <i>Evidence such as weighbridge docketts and invoices for waste disposal or recycling must be retained on site for inspection</i>					
	REUSE AND RECYCLING (MOST FAVOURABLE)			DISPOSAL (LEAST FAVOURABLE)		
Types of Waste Material	Estimated Volume (m ³) or Weight (t)	ONSITE RE-USE ✓ Specify how material will be reused on site	OFFSITE RECYCLING ✓ Recycling Outlet (RO) ✓ Waste Transport Contractor (WTC)		OFFSITE DISPOSAL ✓ Specify landfill site (LS) ✓ Specify Waste Transport Contractor (WTC)	
			WTC	RO	WTC	LS
Excavated Material	1m3	Top up existing garden beds	N/A	N/A	N/A	N/A
Garden Organics	N/A					
Bricks	N/A				OPTION NOT AVAILABLE: These materials must be re-used or separated on or off site and sent for recycling.	
Tiles	0.25m3	N/A	Via selected contractor (TBC)			
Concrete						
Timber	1.5m3		Via selected contractor (TBC)			
Plasterboard	1m3		Via selected contractor (TBC)			
Metals	0.5m3		Via selected contractor (TBC)			
Asbestos	N/A					
Other waste (please specify)	N/A					
Estimated Total % Recovered	100%					

Refer to the estimation tables in ‘Chapter 1 – Demolition’ of the Guidelines for assistance in completing this table.

The applicant must submit a Site Plan showing the structures to be demolished and storage areas for waste and construction materials (if the development also includes construction).

WMP Checklist

Have you included the following:	Applicant Tick
<p>A site plan showing:</p> <ul style="list-style-type: none"> • The structures to be demolished. • Storage areas for waste to be reused, recycled, or disposed of. • Materials storage (if the development also includes construction) 	
<p>The table on the previous page, completed in accordance with 'Chapter 1 – Demolition' in the guidelines.</p>	

Section 2 – Construction



This section must be completed in accordance with 'Chapter 2 – Construction' of the Waste Management Guidelines

MATERIALS ON SITE	DESTINATION					
	<i>Evidence such as weighbridge docketts and invoices for waste disposal or recycling must be retained on site for inspection</i>					
	REUSE AND RECYCLING (MOST FAVOURABLE)			DISPOSAL (LEAST FAVOURABLE)		
Types of Waste Material	Estimated Volume (m ³) or Weight (t)	ONSITE RE-USE ✓ Specify how material will be reused on site	OFFSITE RECYCLING ✓ Specify recycling outlet (RO) ✓ Specify Waste Transport Contractor (WTC)	OFFSITE DISPOSAL ✓ Specify landfill site (LS) ✓ Specify Waste Transport Contractor (WTC)		
* Please specify			WTC	RO	WTC	LS
Excavated Material	N/A					
Garden Organics	N/A					
Bricks	N/A				OPTION NOT AVAILABLE: These materials must be re-used or separated on or off site and sent for recycling.	
Tiles	0.1m ³		Via selected contractor (TBC)			
Concrete	0.1m ³	Re-used by contractor for landscaping aggregate				
Timber*	0.2m ³	Re-use by joiner for project or taken back to factory for re-use				
Plasterboard	N/A					
Metals*	N/A					
Asbestos	N/A					
Other waste*	N/A					
Estimated Total % Recovered	100%					

Refer to the estimation tables in 'Chapter 2 – Construction' of the Guidelines for assistance in completing this table.

The applicant must submit a Site Plan showing the structures to be demolished and storage areas for waste and construction materials (if the development also includes construction).

WMP Checklist

Have you included the following:	Applicant Tick
<p>A site plan showing:</p> <ul style="list-style-type: none"> • The structures to be demolished. • Potential storage areas for waste to be reused, recycled, or disposed of. • Materials storage 	
<p>The table on the previous page, completed in accordance with 'Chapter 2 – Construction' in the guidelines.</p>	

Section 3 – On-going waste management for one or two dwellings

This section is to be completed in accordance with 'Chapter 3 – On-going waste management for one or two dwellings' of the Waste Management Guidelines.

Type of development: N/A_____

Number of dwellings: N/A_____

WMP Checklist

Do your architectural and landscape plans include the following:	Applicant Tick
Waste Storage Area design requirements (Chapter 3.2.)	<input type="checkbox"/>
Waste Storage Area location requirements (Chapter 3.3.)	<input type="checkbox"/>

Section 4 – On-going waste management for three or more dwellings

This section is to be completed in accordance with 'Chapter 4 – On-going waste management for three or more dwellings' of the Waste Management Guidelines.

Type of development: N/A _____

Number of dwellings: N/A _____

WMP Checklist and Applicant Declaration

Do your architectural/landscape plans include the following:	Applicant Tick	N/A
Waste Storage Area design requirements (Chapter 4.2.)	<input type="checkbox"/>	-
Waste Storage Area location requirements (Chapter 4.3.)	<input type="checkbox"/>	-
Pathway, access and door requirements (Chapter 4.4.)	<input type="checkbox"/>	-
Clean-up waste requirements (Chapter 4.5.)	<input type="checkbox"/>	<input type="checkbox"/>
Kerbside (on-street) waste collection requirements (Chapter 4.6.)	<input type="checkbox"/>	<input type="checkbox"/>
On-site (off-street) waste collection requirements (Chapter 4.7.)	<input type="checkbox"/>	<input type="checkbox"/>

Section 5 – On-going waste management for non-residential and

mixed use developments

This section is to be completed in accordance with 'Chapter 5 – On-going waste management for non-residential developments' and 'Chapter 6 – On-going waste management for mixed use developments' of the Waste Management Guidelines.

Type of development: N/A _____

Number of commercial premises: N/A _____

Number of Waste Storage Areas: N/A _____

WMP Checklist

Do your architectural/landscape plans include the following:	Applicant Tick	N/A
Waste Storage Area design requirements (Chapter 5.2.)	<input type="checkbox"/>	-
Waste Storage Area location requirements (Chapter 5.3.)	<input type="checkbox"/>	-

--	--	--

Section 6 – Private roadway developments

This section is to be completed in accordance with 'Chapter 7 – Private roadway developments' of the Waste Management Guidelines.

Type of development: N/A _____

Number of dwellings: N/A _____

(Only applicable for sub-divisions)

WMP Checklist and Applicant Declaration

Do your sub-division plans include the following:	Applicant Tick	N/A
Council's waste vehicle design requirements (Chapter 7.2.)	<input type="checkbox"/>	<input type="checkbox"/>
Waste Storage Area requirements (Chapter 7.3.)	<input type="checkbox"/>	<input type="checkbox"/>