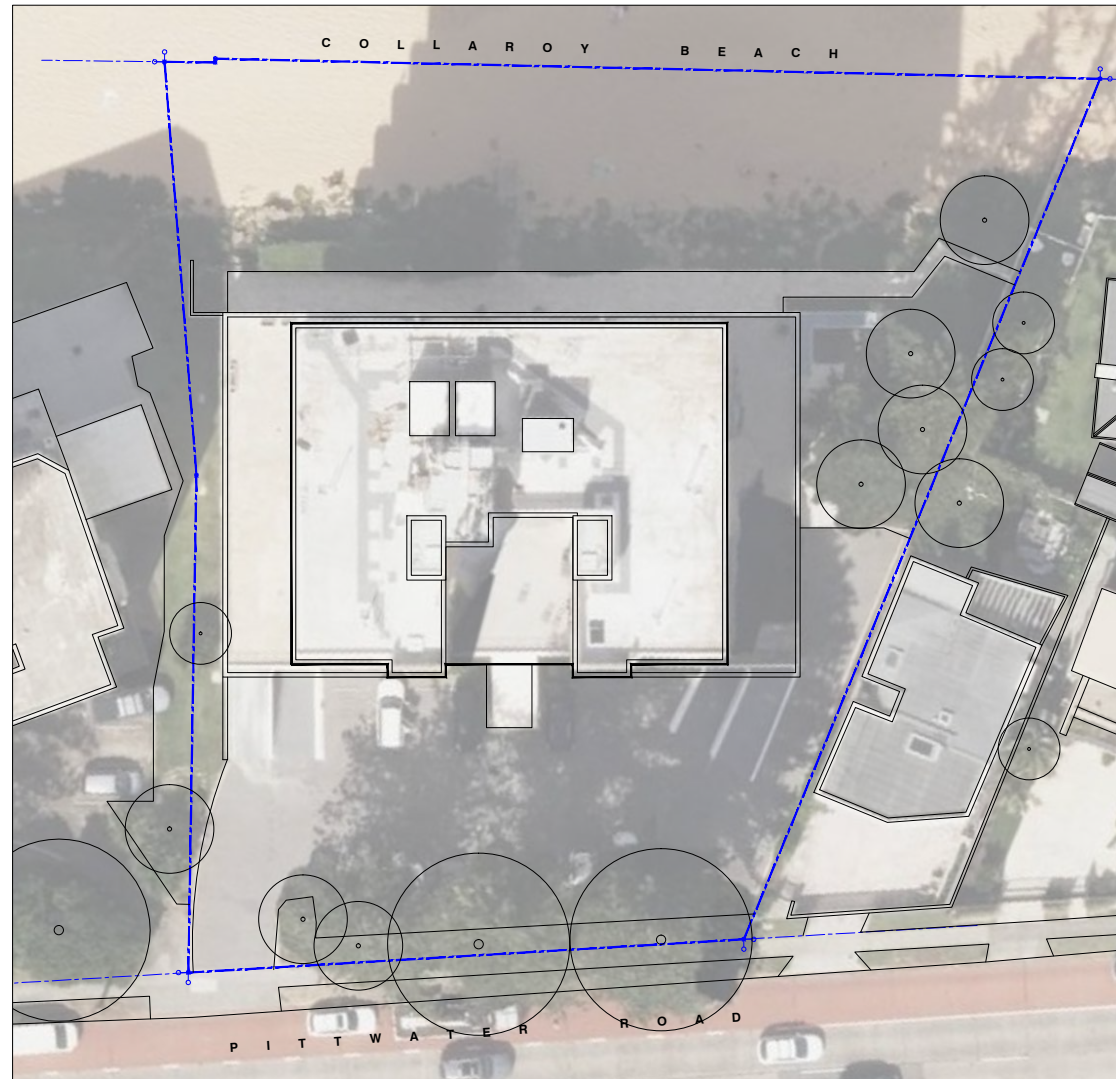


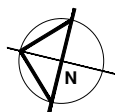


4d Architecture & Design
L1 / 133 Blues Point Road McMahon's Point Sydney NSW 2060
T + 61 2 9959 3452 / E contact@4darchitecture.net
Nominated Architect Christian Farrell NSWARB Registration #6308 / ARBV Registration #51463
www.4darchitecture.net

Residential Alterations & Additions
Unit 10/11 1114 Pittwater Road Collaroy NSW 2097
A000 / Architectural Drawings
Development Application / A / 08/03/2024



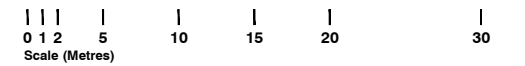
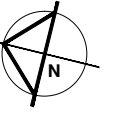
0 1 2 5 10 20 30
Scale (Metres)
1:500 (A3)



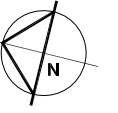
Notes

All dimensions are in millimetres unless noted otherwise.
Check all dimensions on site prior to commencement of the work shown on the drawing.
Work to figured dimensions where given.
Report any discrepancies or omissions to the architect for resolution before proceeding with the work.
All work to comply with the Australian Standards; the Building Code of Australia & the relevant Authorities.

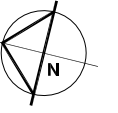
Site plan derived from aerial photo and title survey
subject to full detail survey if footprint and orientation
are required to be documented.



Notes
 All dimensions are in millimetres unless noted otherwise.
 Check all dimensions on site prior to commencement of the work shown on the drawing.
 Work to figured dimensions where given.
 Report any discrepancies or omissions to the architect for resolution before proceeding with the work.
 All work to comply with the Australian Standards; the Building Code of Australia & the relevant Authorities.



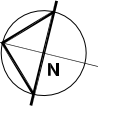
Notes
 All dimensions are in millimetres unless noted otherwise.
 Check all dimensions on site prior to commencement of the work shown on the drawing.
 Work to figured dimensions where given.
 Report any discrepancies or omissions to the architect for resolution before proceeding with the work.
 All work to comply with the Australian Standards; the Building Code of Australia & the relevant Authorities.



Demolish part of existing wall and make ready for new 1200mm wide self-closing smoke door.



Notes
 All dimensions are in millimetres unless noted otherwise.
 Check all dimensions on site prior to commencement of the work shown on the drawing.
 Work to figured dimensions where given.
 Report any discrepancies or omissions to the architect for resolution before proceeding with the work.
 All work to comply with the Australian Standards; the Building Code of Australia & the relevant Authorities.



New 1200mm wide -60/30 self closing smoke door to new opening within existing wall.
 Detail structural engineering subject to final on-site location of existing RC columns.



10