



NOTES

1. All dimensions to be verified prior to commencement by the builder. Any discrepancies are to be resolved with the designer.
2. All structural work to engineer's detail.
3. Levels shown are indicative (unless provided by a registered surveyor)
4. All services are to be located and verified prior to commencement of building work.
5. Materials and workmanship to comply with the provisions of the National Construction Code, relevant Australian Standards and the requirements of the Local Government Authority.

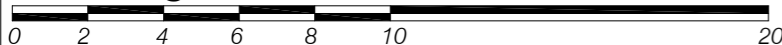
LEGEND

- BOUNDARY
- TO BE REMOVED
- BUILDING/STRUCTURE
- PROPOSED PAVING
- PROPOSED POOL
- PROPOSED RETAINING WALL
- EXISTING TREE
- PROPOSED PLANTING - Typical
- PROPOSED LOW WATER USE or INDIGENOUS PLANTS - BASIX Commitments; Min 22m²

LINCOLN AVENUE



SCALE 1:200 @A3



DRAWN BY
Unit 20
12 Phillip Mall
West Pymble 2073
Phone 9440 5451 Facsimile 9402 6499
ABN 97 077 163 663
Fellow of Australian Institute of Landscape Designers and Managers



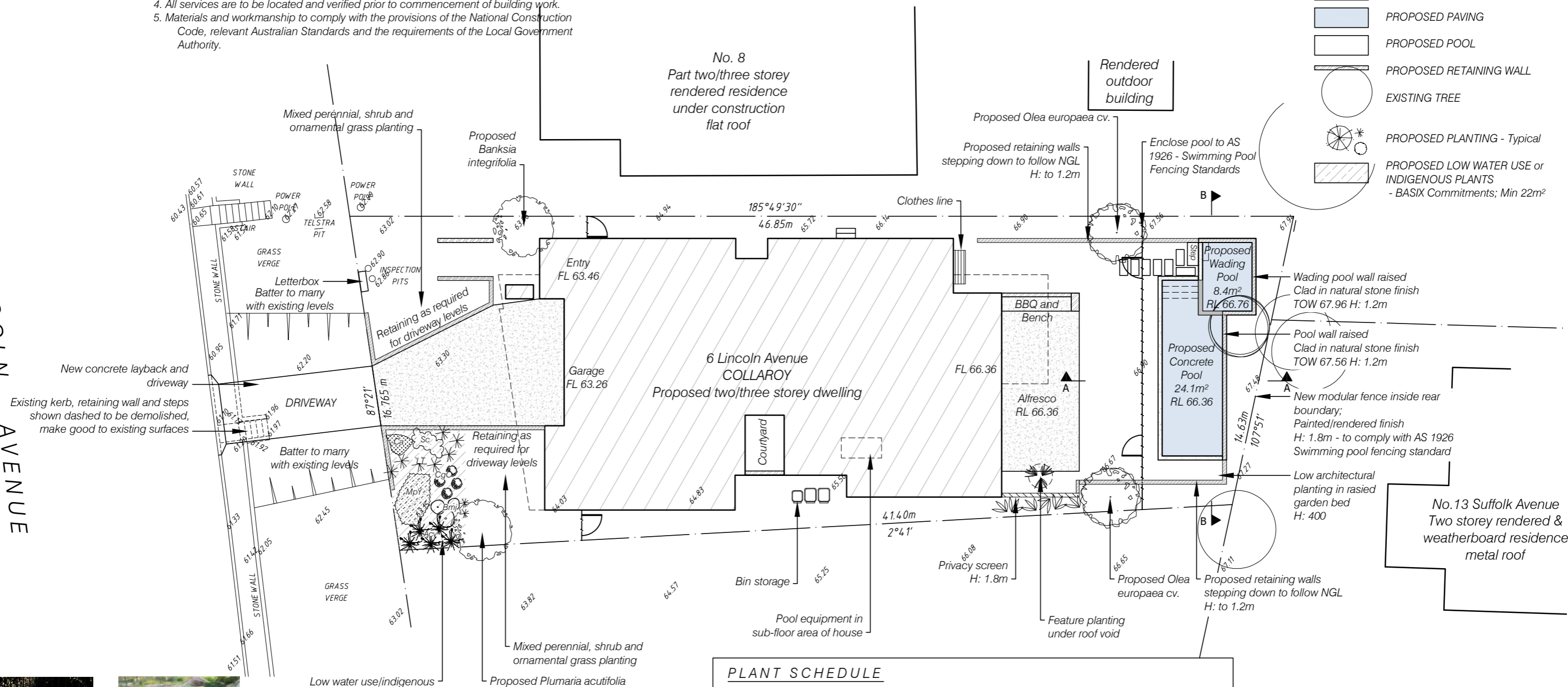
NOTES TO THE PLAN
THIS PLAN IS TO BE READ AS PART OF A COMPLETE SET OF DRAWINGS RELATING TO THE PROPOSED DEVELOPMENT
THIS PLAN RELATES TO A SPECIFIC DEVELOPMENT INFORMATION RELATING TO THE DEVELOPMENT NEEDS TO BE CONFIRMED ON SITE PRIOR TO CONSTRUCTION
ALL MEASUREMENTS ARE IN MILLIMETRES UNLESS OTHERWISE INDICATED

CLIENT
K BOMBARDIER
SITE
6 LINCOLN AVE
COLLARROY

DRAWING
LANDSCAPE CONCEPT PLAN
PROJECT
PROPOSED DWELLING, POOL AND
SITE WORKS

Date of Issue
A 08-03-21
B 16-03-21
C 22-03-21

JOB No
20-40
ISSUE
C
DWG No
1



PLANT SCHEDULE

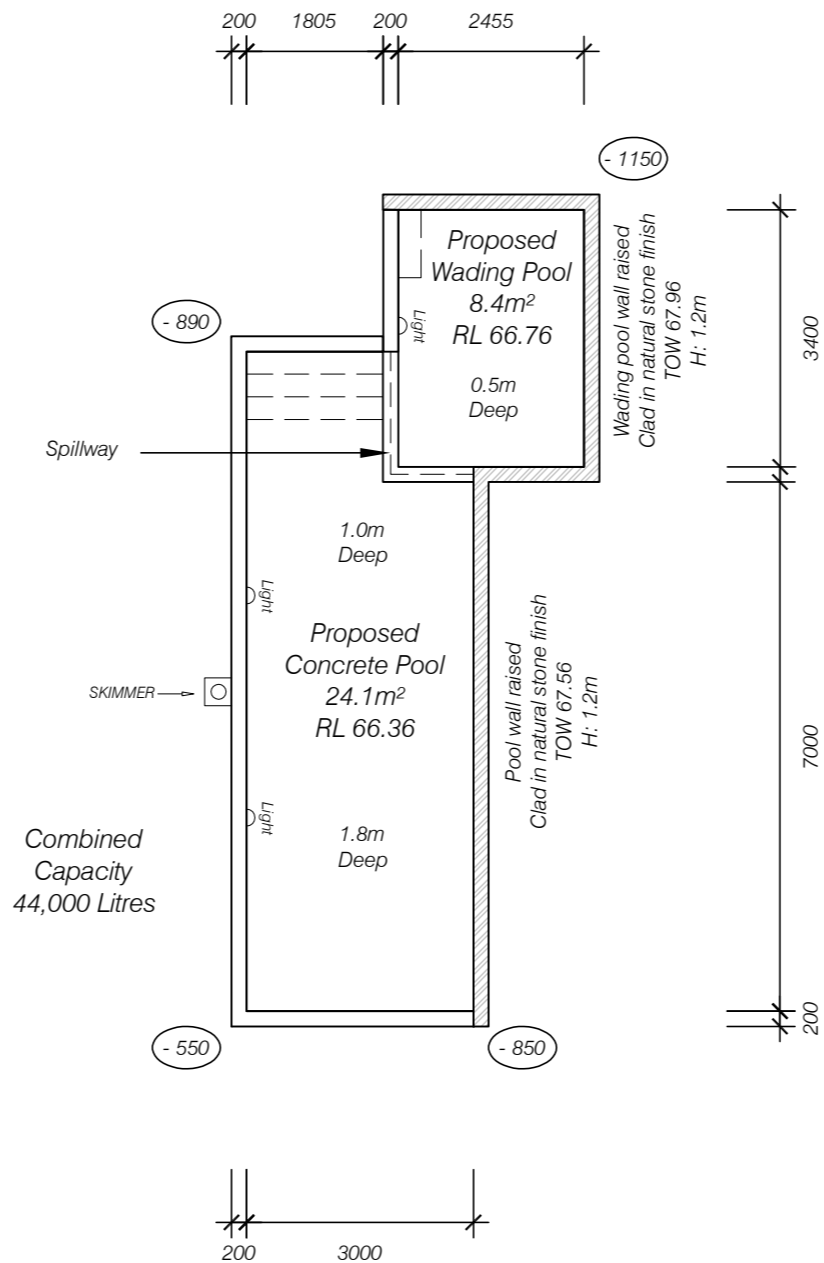
TREES				
BOTANICAL NAME	COMMON NAME	No	MIN POT SIZE	MATURE DIMS (HxS)
<i>Banksia integrifolia</i>	Coast Banksia	1	25L	10 x 5m
<i>Olea europaea cv</i>	European Olive cv	2	25L	8 x 4m
<i>Plumaria acutifolia</i>	Frangipani	1	25L	5 x 4m
PERENNIALS, SHRUBS AND GROUND COVERS				
CODE	BOTANICAL NAME	COMMON NAME	No	MIN POT SIZE
Acv	<i>Aloe cvs</i>	Aloe cultivar	5	200mm
Bmj	<i>Buxus microphylla var Japonica</i>	Japanese box	3	300mm
Ca	<i>Chrysocephalum apiculatum</i>	Yellow Buttons	3	140mm
CgC	<i>Casuarina glauca Cousin It</i>	Cousin It	4	200mm
LT	<i>Lomandra Tanika</i>	Tanika	7	200mm
MpY	<i>Myoporum parvifolium Yareena</i>	Creeping Boobialla	4	200mm
Sc	<i>Santolina chamaecyparissus</i>	Cotton Lavender	3	200mm

SITE CALCULATIONS

SITE - 680m²

MINIMUM LANDSCAPED OPEN SPACE REQUIRED
- 40% of site
Excluding driveways, paved areas, roofed areas, tennis courts, car parking and stormwater structures, decks, etc, and any open space areas with a dimension of less than 2 metres
272m²

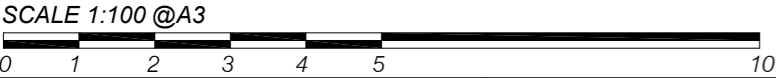
PROPOSED SOFT LANDSCAPED AREA
273.1m² (40.2% of Site)



POOL DETAIL

LEVELS SHOWN INDICATE FINISHED LEVEL

+ ABOVE - OR BELOW EXISTING GROUND LEVELS



DRAWN BY
Unit 20
12 Phillip Mall
West Pymble 2073

outside
LIVING

Phone 9440 5451 Facsimile 9402 6499
ABN 97 077 163 663
Fellow of Australian Institute of Landscape Designers and Managers

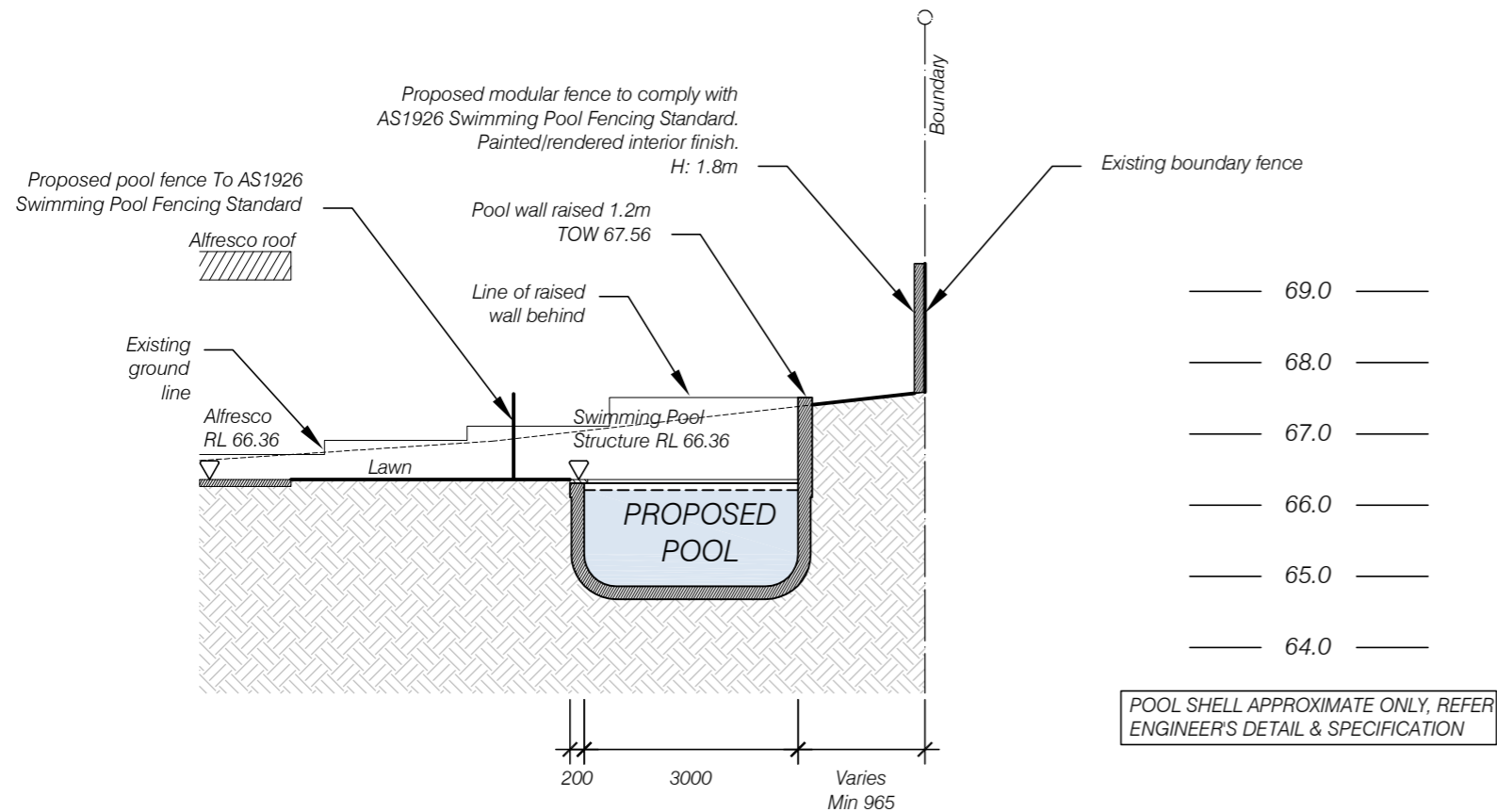
NOTES TO THE PLAN
THIS PLAN IS TO BE READ AS PART OF A COMPLETE SET OF
DRAWINGS RELATING TO THE PROPOSED DEVELOPMENT
THIS PLAN RELATES TO A SPECIFIC DEVELOPMENT
INFORMATION RELATING TO THE DEVELOPMENT NEEDS TO BE
CONFIRMED ON SITE PRIOR TO CONSTRUCTION
ALL MEASUREMENTS ARE IN MILLIMETRES UNLESS
OTHERWISE INDICATED

CLIENT
K BOMBARDIER
SITE
6 LINCOLN AVE
COLLARROY

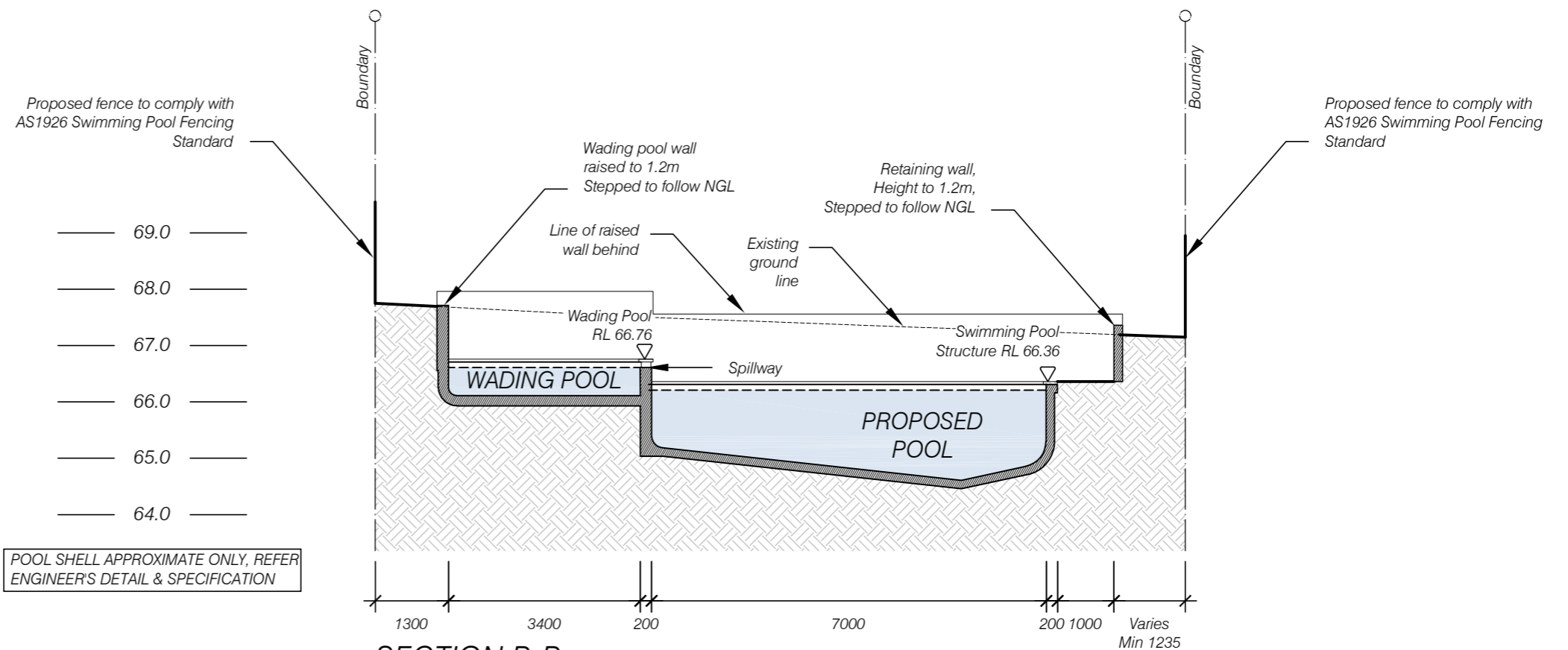
DRAWING
POOL PLAN
PROJECT
PROPOSED DWELLING, POOL AND
SITE WORKS

Date of Issue
A 08-03-21
B 16-03-21
C 22-03-21

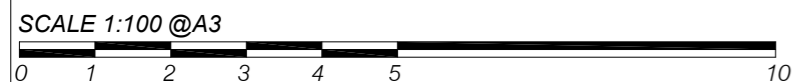
JOB No
20-40
ISSUE
C
DWG No
2



SECTION A-A



SECTION B-B



DRAWN BY
Unit 20
12 Phillip Mall
West Pymble 2073

outside
LIVING

Phone 9440 5451 Facsimile 9402 6499
ABN 97 077 163 663
Fellow of Australian Institute of Landscape Designers and Managers

NOTES TO THE PLAN
THIS PLAN IS TO BE READ AS PART OF A COMPLETE SET OF DRAWINGS RELATING TO THE PROPOSED DEVELOPMENT
THIS PLAN RELATES TO A SPECIFIC DEVELOPMENT INFORMATION RELATING TO THE DEVELOPMENT NEEDS TO BE CONFIRMED ON SITE PRIOR TO CONSTRUCTION
ALL MEASUREMENTS ARE IN MILLIMETRES UNLESS OTHERWISE INDICATED

CLIENT
K BOMBARDIER
SITE
6 LINCOLN AVE
COLLARROY

DRAWING
POOL SECTIONS
PROJECT
PROPOSED DWELLING, POOL AND
SITE WORKS

Date of Issue
A 08-03-21
B 16-03-21
C 22-03-21

JOB No
20-40

ISSUE
C

DWG No
3