

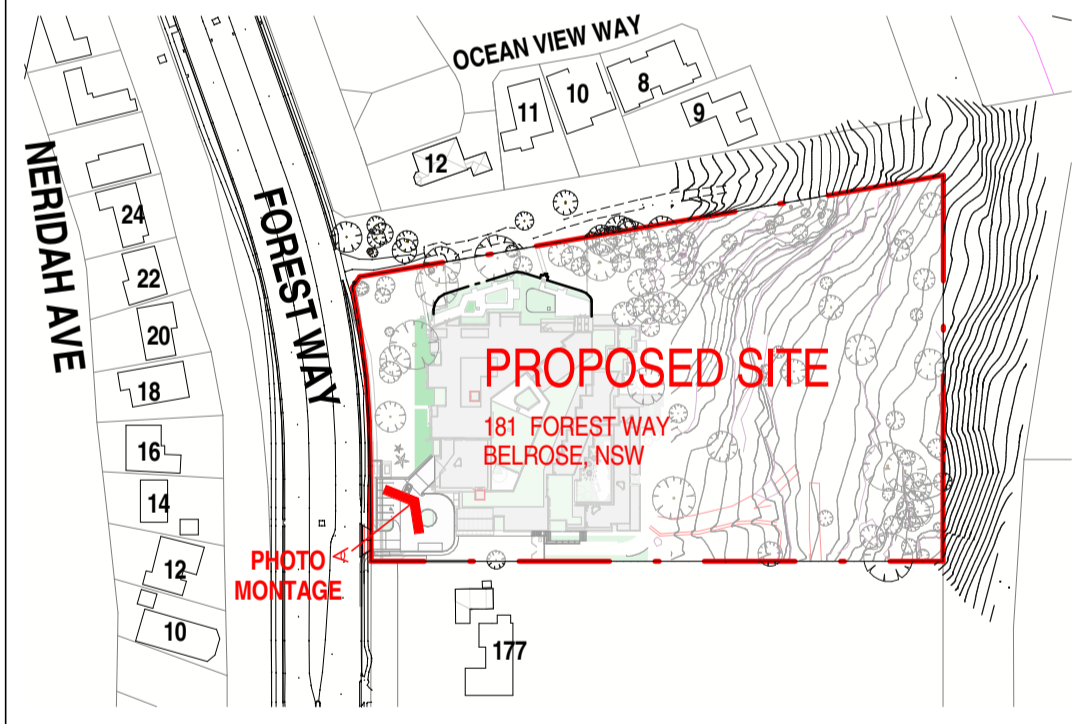
BELROSE MANOR - PROPOSED RESIDENTIAL AGED CARE FACILITY

FOR CHIROSEPH PTY LTD.

AT 181 FOREST WAY, BELROSE NSW 2085

ARCHITECTURAL DRAWING REGISTER

DRAWING NO.	DRAWING TITLE
DA001	COVER SHEET & PHOTO MONTAGE
DA010	NOTIFICATION SITE PLAN
DA011	NOTIFICATION ELEVATIONS
DA020	SITE ANALYSIS PLAN
DA021	HEIGHT PLANE ANALYSIS DIAGRAMS
DA022	VIEWS ANALYSIS
DA030	DEMOLITION PLAN
DA050	SITE PLAN
DA051	SITE DETAILS
DA101	LOWER GROUND FLOOR PLAN
DA102	GROUND FLOOR PLAN
DA103	FIRST FLOOR PLAN
DA104	SECOND FLOOR PLAN
DA105	ROOF PLAN
DA200	ELEVATIONS & COLOUR AND FINISHES BOARD - SHEET 1
DA201	ELEVATIONS & COLOUR AND FINISHES BOARD - SHEET 2
DA300	SECTIONS
DA500	AREA CALCULATIONS
DA601	SHADOW DIAGRAMS (PROPOSED CONDITIONS) SHEET 1
DA602	SHADOW DIAGRAMS, (EXISTING CONDITIONS) SHEET 2



1 LOCATION PLAN
SCALE 1 : 2500

PROJECT INFORMATION

OVERALL			
SITE AREA: 21,106sqm			
BED NUMBER: 138 BEDS			
CAR PARKING: 50 CARS + 1 BUS			
LEVELS - RL'S (AHD)			
LOWER GROUND FLOOR (LGF)	= + 163.100		
GROUND FLOOR (GF)	= + 167.200		
FIRST FLOOR (FF)	= + 170.500		
SECOND FLOOR (SF)	= + 173.800		
SECOND FLOOR CEILING	= + 176.50		
FLOOR TO FLOOR HEIGHT (GENERAL)	= 3.3m & 4.1m (LGF)		
GROSS FLOOR AREAS			
LOWER GROUND FLOOR (LGF)	= 2,138m ² LEP	= 1,212m ² SEPP	
GROUND FLOOR (GF)	= 2,309m ² LEP	= 2,309m ² SEPP	
FIRST FLOOR (FF)	= 2,555.8m ² LEP	= 2,555.8m ² SEPP	
SECOND FLOOR (SF)	= 1,099.5m ² LEP	= 1,099.5m ² SEPP	
TOTAL GFA (EXCL CARPARK)	= 8,102.3m ² LEP	= 7,176.3m ² SEPP	
CARPARK	= 1,442.49m ² LEP		
BED NUMBERS (138) INCL ROOM WITH DOUBLE BEDS			
LGF	= 27		
GF	= 35		
FF	= 53 (INCL. 20 DEMENTIA)		
SF	= 23		
PARKING & LOADING			
VISITOR PARKING	: 18		
ACCESSIBLE PARKING	: 2		
STAFF PARKING	: 30		
BUS PARKING	: 1		
AMBULANCE PARKING	: 1		
LOADING BAY	: 1		
LANDSCAPE			
BUILDING FOOTPRINT	= 3943m ²		
DRIVEWAY	= 608.56m ²		
LANDSCAPE GFA LEP	= 15,206.9m ²		
LANDSCAPE GFA SEPP	= 15,894.5m ²		

PHOTO MONTAGE - VIEW FROM FOREST WAY ENTRY OF THE PROPOSED FACILITY

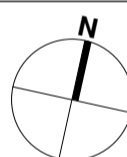


Revision	Date	Details	Initials	Checked
A	20170626	DEVELOPMENT APPLICATION	JM/DT	VC
B	20180331	DEVELOPMENT APPLICATION RE-SUBMISSION	JM/DT	VC

SURVEY NOTES
Survey data included in this drawing is based on survey drawing and is provided for preliminary design purposes only. As this drawing is based on information supplied by others, reference must be made to original survey drawings, verified against site conditions.

GENERAL NOTES
Morrison Design Partnership Pty. Limited accept no responsibility for the usability, completeness or accuracy of data transferred electronically. Recipients should when necessary request a hard copy version for verification. This drawing shall be read in conjunction with all architectural and other Consultants drawings and specifications and with such other written instructions as may be issued during the course of the contract. Figured dimensions shall be taken in preference to scaling. All level, datum points and dimensions on this drawing shall be verified by the builder on site. All discrepancies shall be referred to the architect for direction before proceeding with any works. **DO NOT SCALE THIS DRAWING.**

1:\MCP\SSB\24\WP\Project\181 Forest Way\181 Forest Way Belrose-drafting user\WORKING\Revit\181 Forest Way Belrose.dwg (PLOT) - 13.A4.rvt



DEVELOPMENT APPLICATION

APPLICANT:
CHIROSEPH PTY LTD
PO Box 267
St Leonards NSW 2065

ARCHITECT:
Morrison Design Partnership Pty Ltd
Suite 302 / 69 Christie St
St Leonards NSW 2065
Ph: 02 9966 5566

architecture
interior design
project management

NSW ABB REG ARCHITECT: G. COLLETTON #7421
ACN: 001 595 266 ABN: 44 001 595 266 morrisondesign@mdp.com.au
Suite 302/69 Christie Street St. Leonards NSW 2065 | 02 99665566 | www.mdp.com.au

©Copyright
These drawings and designs and the copyright thereof are the property of Morrison Design Partnership Pty. Ltd. and must not be offered, used, retained, or copied wholly or in part without the written permission of Morrison Design Partnership Pty. Ltd. ACN 001 595 266.

This drawing is based on information supplied by others, and must not be relied upon unless checked against site conditions.

PROJECT:
BELROSE MANOR
RESIDENTIAL AGED CARE FACILITY
181 FOREST WAY
BELROSE NSW 2085

DRAWING:
COVER SHEET & PHOTO MONTAGE

PROJECT NO. 2951	REVISION NO. B	Morrison Design Partnership Since 1968
DRAWING NO. DA001		
SCALE: As indicated @ A ARCHITECT: JEE CHEN		
DATE: APRIL 2017		
PROJECT DIRECTOR: MARKAM RALPH		



- EXISTING BUILDING TO BE DEMOLISHED
- EXISTING TELSTRA
- EXISTING POWER
- EXISTING GAS
- EXISTING WATER
- EXISTING WATER METER
- LOW DENSITY TRAFFIC
- COMMON AREA VIEWS
- BED VIEWS
- TURF, GROUNDCOVERS, TREES SHOWN GREEN
- 2 STOREY CONTEXT BUILDING
- TRAFFIC NOISE
- BREEZES
- TRAFFIC VEHICULAR ACCESS
- PEDESTRIAN ACCESS
- VIEWS
- SUN PATH
- LIFT OVER-RUN (LOCATED TO MINIMISE NOISE, NOT VISIBLE FROM STREET)
- FAST CARS
- NEW TREE REFER TO LANDSCAPE DOCUMENTATION
- EXTENT OF PLANTING REFER TO LANDSCAPE DOCUMENTATION
- EXISTING STRUCTURE TO REMAIN
- EXISTING TREE TO REMAIN
- EXISTING TREE TO BE REMOVED

Revision	Date	Details	Initialed	Checked
A	20170626	DEVELOPMENT APPLICATION	JM/GT	VC
B	20180301	DEVELOPMENT APPLICATION RE-SUBMISSION	JM/GT	VC

SURVEY NOTES
 Survey data included in this drawing is based on survey drawing and is provided for preliminary design purposes only. As this drawing is based on information supplied by others, reference must be made to original survey drawings verified against site conditions.

GENERAL NOTES
 Morrison Design Partnership Pty. Limited accept no responsibility for the usability, completeness or accuracy of data transferred electronically. Recipients should when necessary request a hard copy version for verification. This drawing shall be read in conjunction with all architectural and other Consultants drawings and specifications and with such other written instructions as may be issued during the course of the contract. Figured dimensions shall be taken in preference to scaling. All level, datum points and dimensions on this drawing shall be verified by the builder on site. All discrepancies shall be referred to the architect for direction before proceeding with any works. **DO NOT SCALE THIS DRAWING.**

C:\Users\Jordan\Documents\Forest Way Belrose-building-CENTRAL_V16_Jordan.rvt

DEVELOPMENT APPLICATION

APPLICANT:
CHRIROSEPH PTY LTD
 PO Box 247
 St Leonards NSW 2065

ARCHITECT:
Morrison Design Partnership Pty Ltd
 Suite 302 / 69 Christie St
 St Leonards NSW 2065
 Ph: 02 9966 5566

architecture
 interior design
 project management

NSW ARCHITECTS REG. ARCHITECT: G. COLLETTON #7421
 ACN: 001 595 268 ABN: 44 001 595 268 morrisondesign@mdp.com.au
 Suite 302/69 Christie Street St. Leonards NSW 2065 | 02 99665566 | www.mdp.com.au

©Copyright
 These drawings and designs and the copyright thereof are the property of Morrison Design Partnership Pty. Ltd. and must not be offered, used, retained, or copied wholly or in part without the written permission of Morrison Design Partnership Pty. Ltd. ACN 001 595 268.
 This drawing is based on information supplied by others, and must not be relied upon unless checked against site conditions.

DEVELOPMENT APPLICATION

APPLICANT:
CHRIROSEPH PTY LTD
 PO Box 247
 St Leonards NSW 2065

ARCHITECT:
Morrison Design Partnership Pty Ltd
 Suite 302 / 69 Christie St
 St Leonards NSW 2065
 Ph: 02 9966 5566

architecture
 interior design
 project management

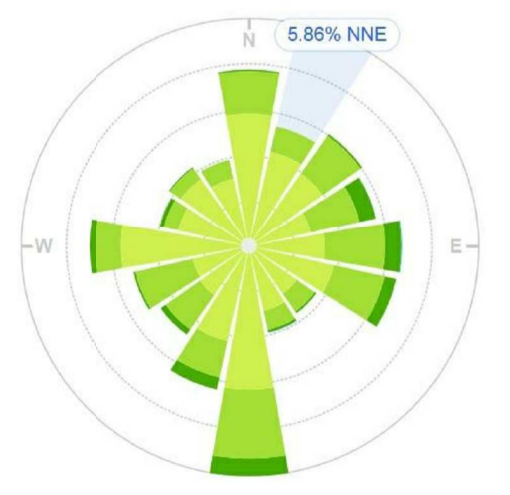
NSW ARCHITECTS REG. ARCHITECT: G. COLLETTON #7421
 ACN: 001 595 268 ABN: 44 001 595 268 morrisondesign@mdp.com.au
 Suite 302/69 Christie Street St. Leonards NSW 2065 | 02 99665566 | www.mdp.com.au

©Copyright
 These drawings and designs and the copyright thereof are the property of Morrison Design Partnership Pty. Ltd. and must not be offered, used, retained, or copied wholly or in part without the written permission of Morrison Design Partnership Pty. Ltd. ACN 001 595 268.
 This drawing is based on information supplied by others, and must not be relied upon unless checked against site conditions.

PROJECT:
BELROSE MANOR
 RESIDENTIAL AGED CARE FACILITY
 181 FOREST WAY
 BELROSE NSW 2085

DRAWING:
SITE ANALYSIS PLAN

PROJECT NO. **2951** REVISION NO. **B**
 DRAWING NO. **DA020**
 SCALE: As indicated @ A ARCHITECT: YEE CHEN
 DATE: APRIL 2017
 PROJECT DIRECTOR: MARKAM RALPH



AVERAGE WIND SPEED 2017 10.3 km/hr



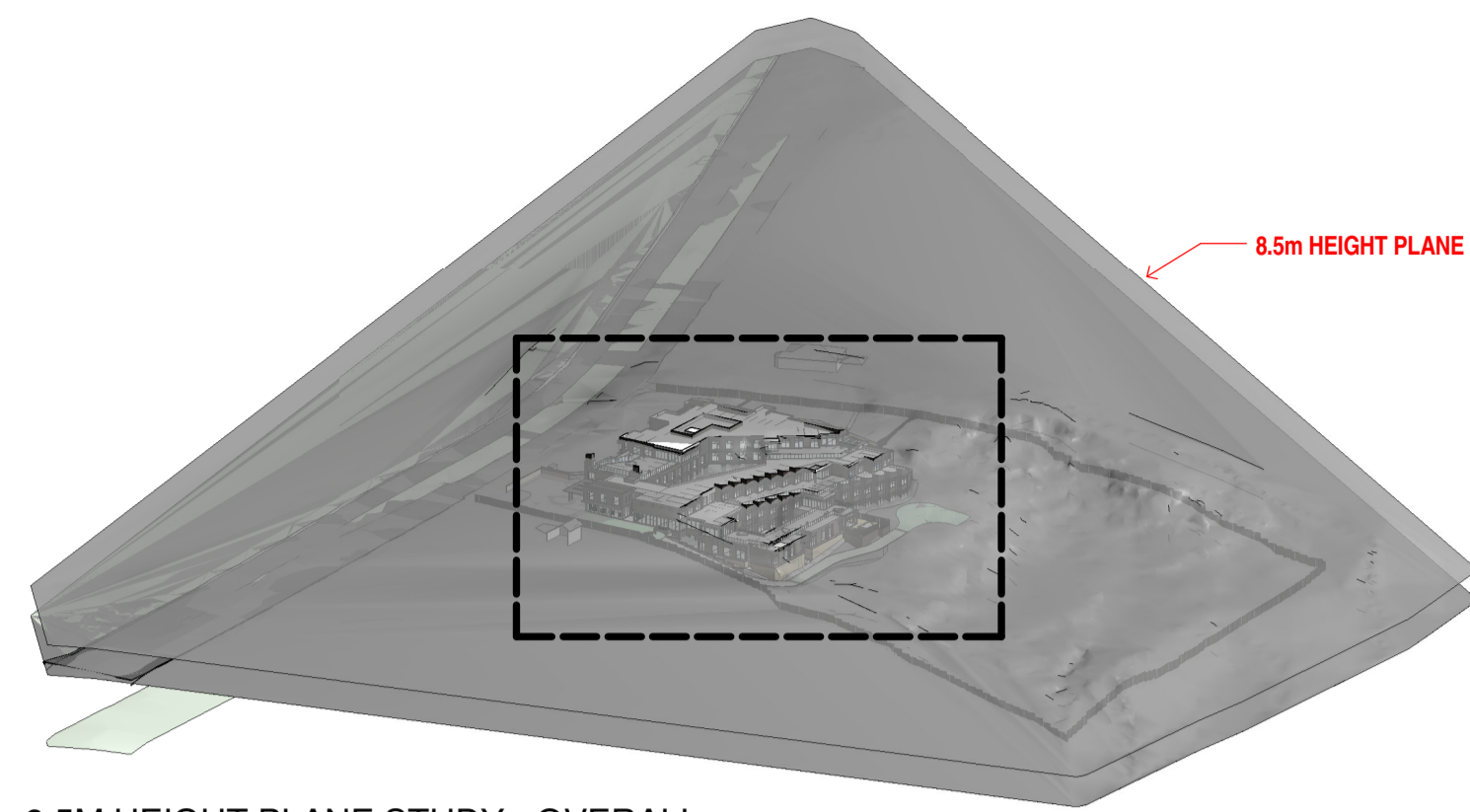
VIEW DIRECTLY ACROSS ROAD FROM SITE FROM CENTRE OF RETAINING WALL



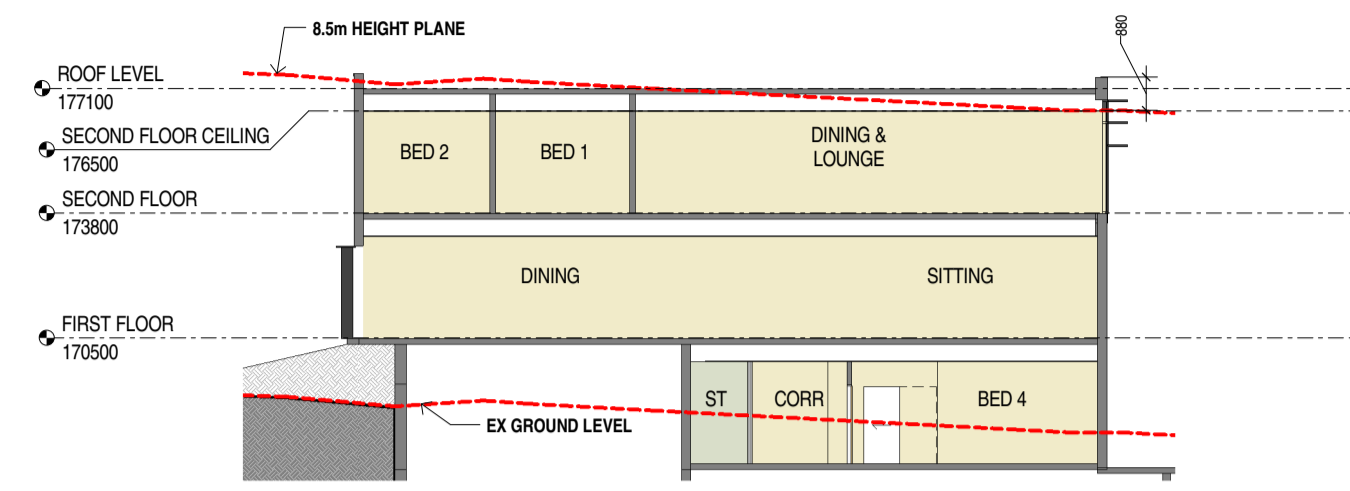
VIEW LOOKING NORTH UP FOREST WAY ALONG SITE



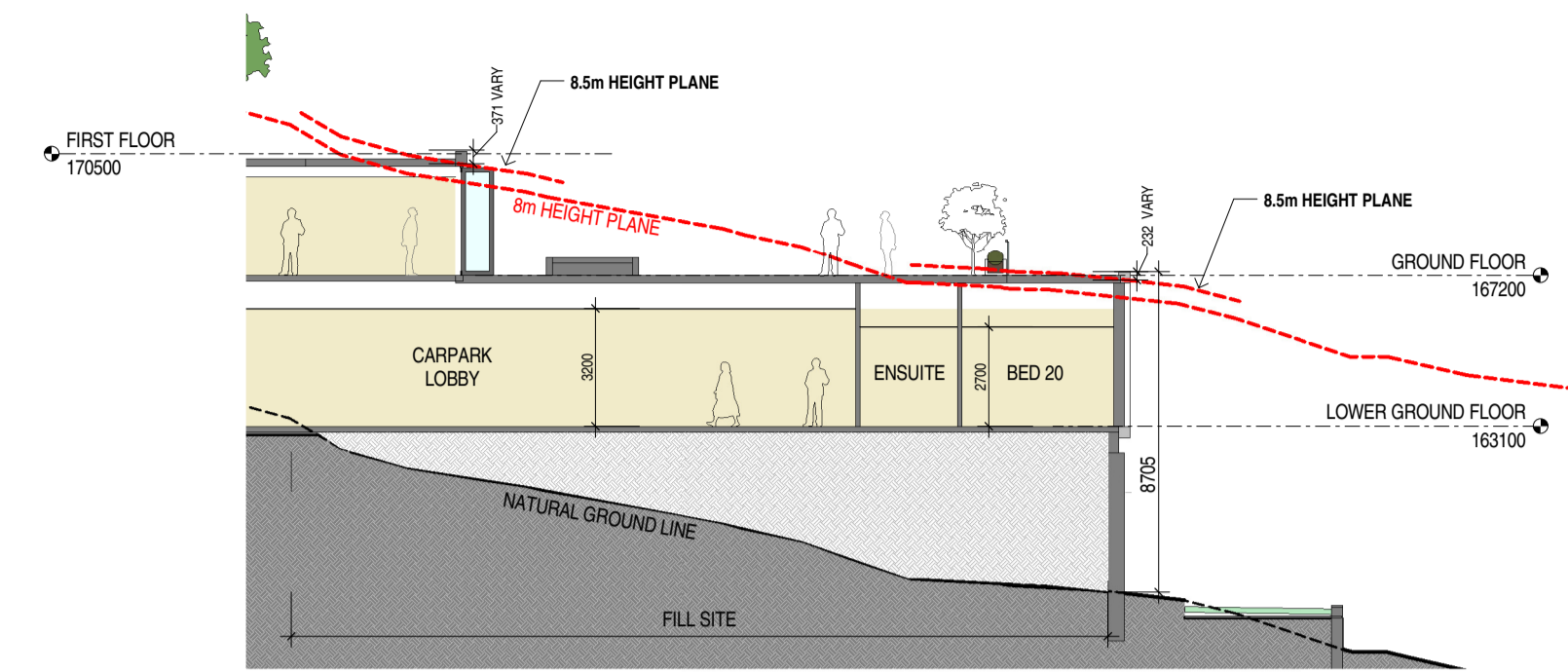
VIEW LOOKING NORTH UP FOREST WAY FROM NEIGHBOURING DRIVEWAY



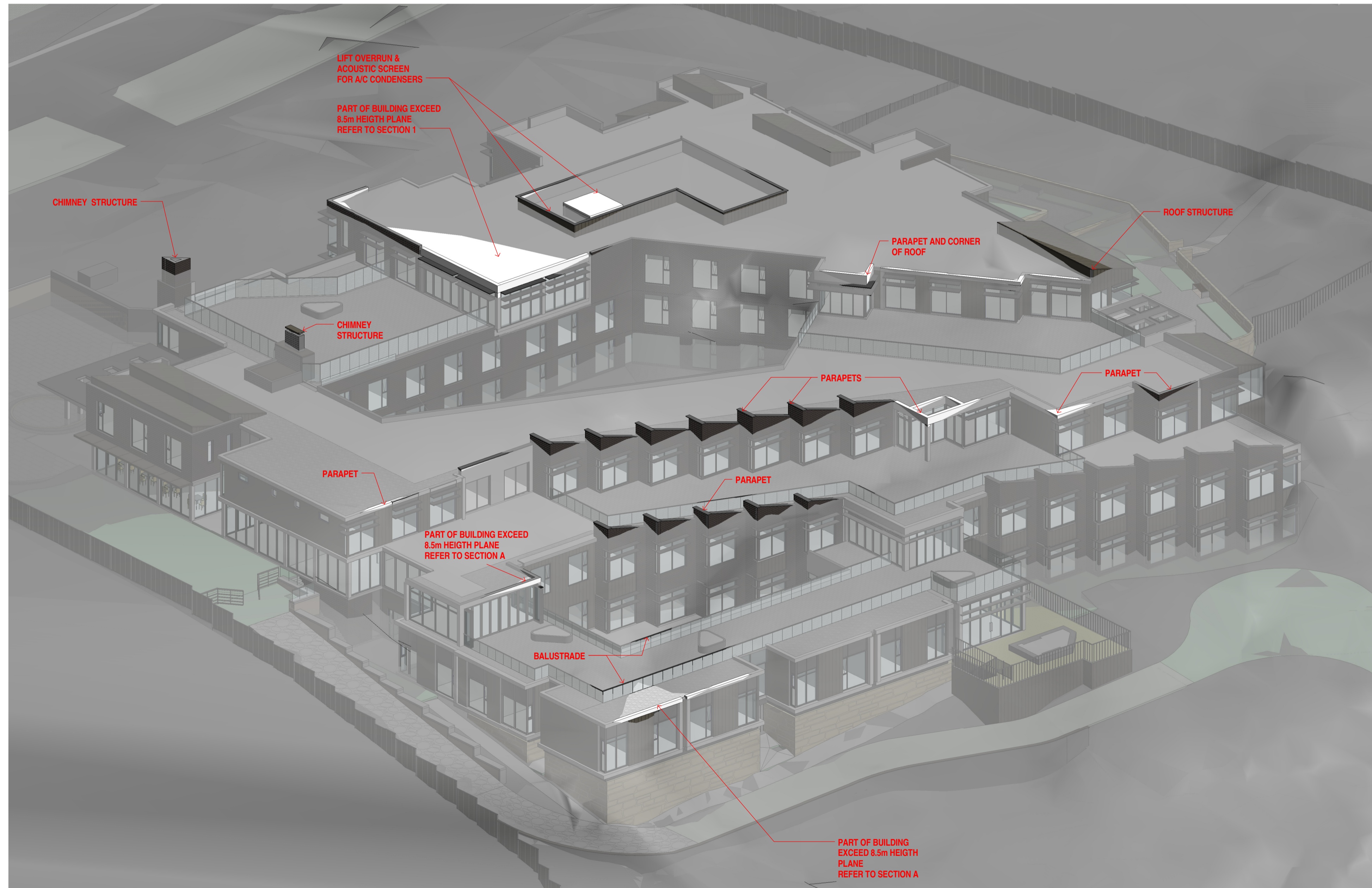
1 8.5M HEIGHT PLANE STUDY - OVERALL
SCALE



3 Section 1 - Height plane
SCALE 1 : 200



4 Section A - (PART)
SCALE 1 : 200



2 8.5M HEIGHT PLANE STUDY - DETAILS
SCALE

Revision	Date	Details	Initials	Checked
A	20180331	DEVELOPMENT APPLICATION RE-SUBMISSION	JT	VC

SURVEY NOTES
Survey data included in this drawing is based on survey drawing and is provided for preliminary design purposes only. As this drawing is based on information supplied by others, reference must be made to original survey drawings, verified against site conditions.

GENERAL NOTES
Morrison Design Partnership Pty. Limited accept no responsibility for the usability, completeness or accuracy of data transferred electronically. Recipients should when necessary request a hard copy version for verification.
This drawing shall be read in conjunction with all architectural and other Consultants drawings and specifications and with such other written instructions as may be issued during the course of the contract. Figured dimensions shall be taken in preference to scaling.
All level, datum points and dimensions on this drawing shall be verified by the builder on site.
All discrepancies shall be referred to the architect for direction before proceeding with any works. **DO NOT SCALE THIS DRAWING.**

1:\MCP\SSB\2\W001\Project\181 Forest Way\181 Forest Way.dwg
Belrose-drafting user\WORKING\181 Forest Way
Belrose by Belrose-CAD\BTL\181 Forest Way

DEVELOPMENT APPLICATION

APPLICANT:
CHRIROSEPH PTY LTD
PO Box 267
St Leonards NSW 2065

ARCHITECT:
Morrison Design Partnership Pty Ltd
Suite 302 / 69 Christie St
St Leonards NSW 2065
Ph: 02 9966 5566

architecture
interior design
project management

NSW ARB REG ARCHITECT: G. COLLETTON # 7421
ACN: 001 595 288 ABN: 44 001 595 288 mcp@mdppa.com.au
Suite 302/69 Christie Street St. Leonards NSW 2065 | 02 99665566 | www.mdppa.com.au

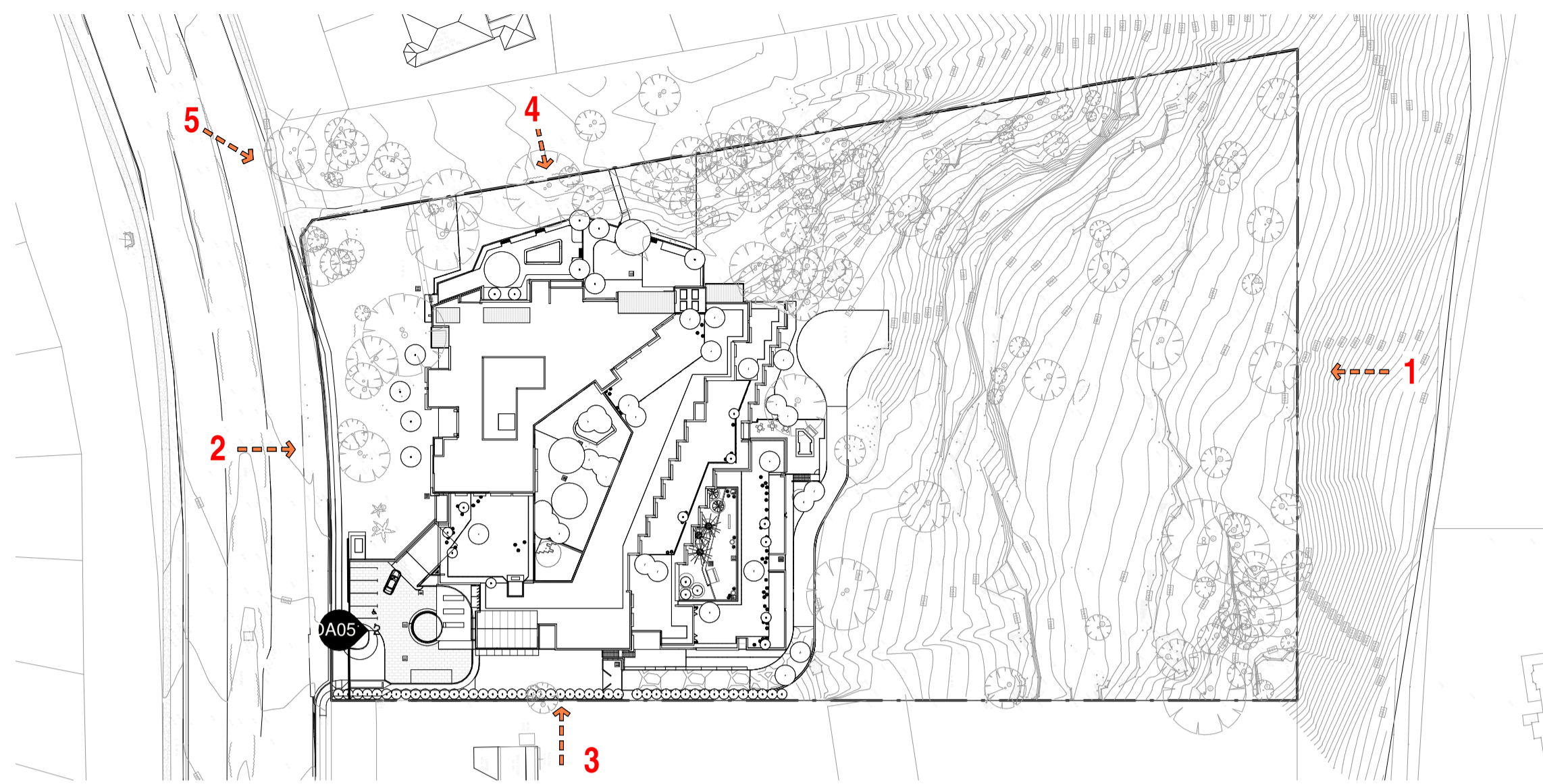
©Copyright
These drawings and designs and the copyright thereof are the property of Morrison Design Partnership Pty. Ltd. and must not be offered, used, retained, or copied wholly or in part without the written permission of Morrison Design Partnership Pty. Ltd. ACN 001 595 288.

This drawing is based on information supplied by others, and must not be relied upon unless checked against site conditions.

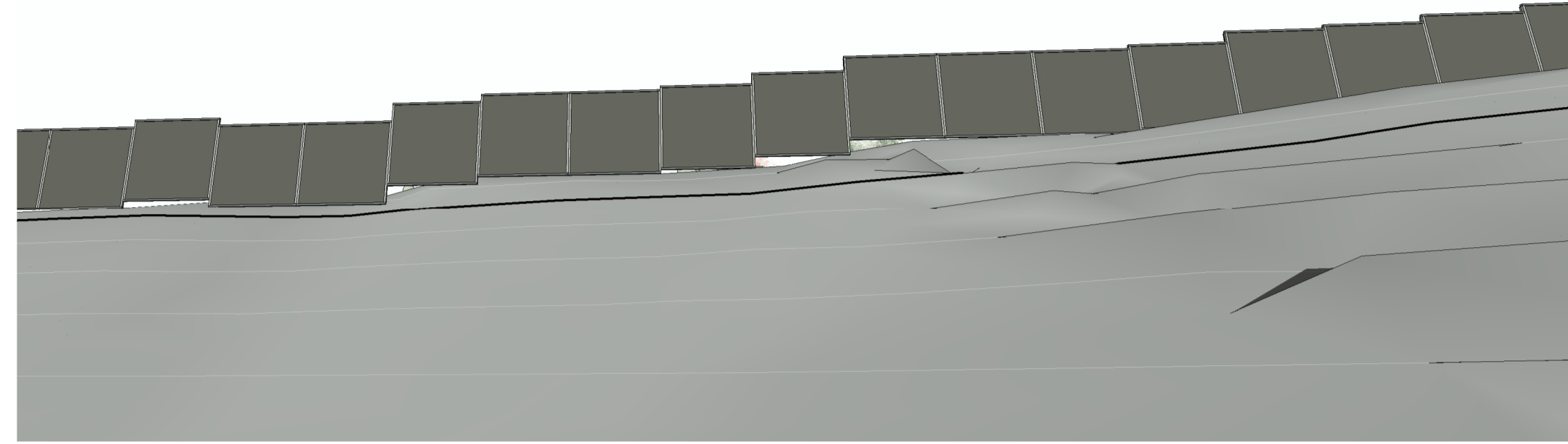
PROJECT:
BELROSE MANOR
RESIDENTIAL AGED CARE FACILITY
181 FOREST WAY
BELROSE NSW 2085

DRAWING:
HEIGHT PLANE ANALYSIS DIAGRAMS

PROJECT NO. 2951	REVISION NO. A	Morrison Design Partnership ARCHITECTS Since 1968
DRAWING NO. DA021	ARCHITECT: YEE CHEN	
SCALE: 1 : 200 @ A1	DATE: APRIL 2017	
PROJECT DIRECTOR: MARKAM RALPH		



1 SITE KEY PLAN FOR VIEWS
SCALE 1:1000




1 DA View E1
SCALE



2 DA view W1
SCALE



3 DA View N1
SCALE



4 DA view S1
SCALE



5 DA View NW1
SCALE

Revision	Date	Details	Initials	Checked
A	20180331	DEVELOPMENT APPLICATION RE-SUBMISSION	JT	VC

SURVEY NOTES
Survey data included in this drawing is based on survey drawing and is provided for preliminary design purposes only. As this drawing is based on information supplied by others, reference must be made to original survey drawings, verified against site conditions.

GENERAL NOTES
Morrison Design Partnership Pty. Limited accept no responsibility for the usability, completeness or accuracy of data transferred electronically. Recipients should when necessary request a hard copy version for verification. This drawing shall be read in conjunction with all architectural and other Consultants drawings and specifications and with such other written instructions as may be issued during the course of the contract. Figured dimensions shall be taken in preference to scaling. All levels, datum points and dimensions on this drawing shall be verified by the builder on site. All discrepancies shall be referred to the architect for direction before proceeding with any works. **DO NOT SCALE THIS DRAWING.**

11/MLP/SS/22/10/17 Project: 181 Forest Way Belrose NSW 2085
Belrose-drafting user: WORKING\Revit\Forest Way
Belrose by: mlp\CFM\MLP_V14.rvt

DEVELOPMENT APPLICATION

APPLICANT:
CHIROSEPH PTY LTD
PO Box 267
St Leonards NSW 2065

ARCHITECT:
Morrison Design Partnership Pty Ltd
Suite 302 / 69 Christie St
St Leonards NSW 2065
Ph: 02 9966 5566

architecture
interior design
project management

NSW ARCH REG ARCHITECT: G. COLLETON # 7421
ACN: 001 595 268 ABN: 44 001 595 268 mdp@mdppa.com.au
Suite 302/69 Christie Street St. Leonards NSW 2065 | 02 9966 5566 | www.mdppa.com.au

©Copyright
These drawings and designs and the copyright thereof are the property of Morrison Design Partnership Pty. Ltd. and must not be offered, used, retained, or copied wholly or in part without the written permission of Morrison Design Partnership Pty. Ltd. ACN 001 595 268.
This drawing is based on information supplied by others, and must not be relied upon unless checked against site conditions.

PROJECT:
BELROSE MANOR
RESIDENTIAL AGED CARE FACILITY
181 FOREST WAY
BELROSE NSW 2085

DRAWING:
VIEWS ANALYSIS

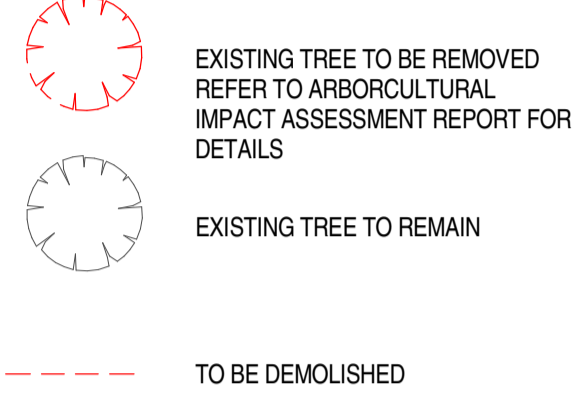
PROJECT NO. 2951	REVISION NO. A	Morrison Design Partnership ARCHITECTS Since 1969
DRAWING NO. DA022	ARCHITECT: YEE CHEN	
SCALE: 1:1000 @ A1	DATE: APRIL 2017	PROJECT DIRECTOR: MARKAM RALPH

Revision	Date	Details	Initials	Checked
A	20170626	DEVELOPMENT APPLICATION	JM/DT	VC
B	20180331	DEVELOPMENT APPLICATION RE-SUBMISSION	JM/DT	VC

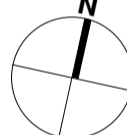
SURVEY NOTES
 Survey data included in this drawing is based on survey drawing and is provided for preliminary design purposes only. As this drawing is based on information supplied by others, reference must be made to original survey drawings, verified against site conditions.

GENERAL NOTES
 Morrison Design Partnership Pty. Limited accept no responsibility for the usability, completeness or accuracy of data transferred electronically. Recipients should when necessary request a hard copy version for verification.
 This drawing shall be read in conjunction with all architectural and other Consultants drawings and specifications and with such other written instructions as may be issued during the course of the contract. Figured dimensions shall be taken in preference to scaling. All levels, datum points and dimensions on this drawing shall be verified by the builder on site.
 All discrepancies shall be referred to the architect for direction before proceeding with any works. **DO NOT SCALE THIS DRAWING.**

1:\MORRISON\BELL\Projects\181 Forest Way\181 Forest Way.dwg
 Before-drafting User: WORKINGS\Revit\Forest Way
 Before-drafting User: CPAT/DA/181 Forest Way



NOTES:
 1. REFER TO SOIL EROSION AND SEDIMENT CONTROL PLAN FOR DETAILS



DEVELOPMENT APPLICATION

APPLICANT:
CHRIROSEPH PTY LTD
 PO Box 267
 St Leonards NSW 2065

ARCHITECT:
Morrison Design Partnership Pty Ltd
 Suite 302 / 69 Christie St
 St Leonards NSW 2065
 Ph: 02 9966 5566

architecture
 interior design
 project management

NSW ARCH REG ARCHITECT: G. COLLETTON #7491
 ACN: 001 595 268 ABN: 44 001 595 268 morrisondesign@mdp.com.au
 Suite 302/69 Christie Street St. Leonards NSW 2065 | 02 99665566 | www.mdp.com.au

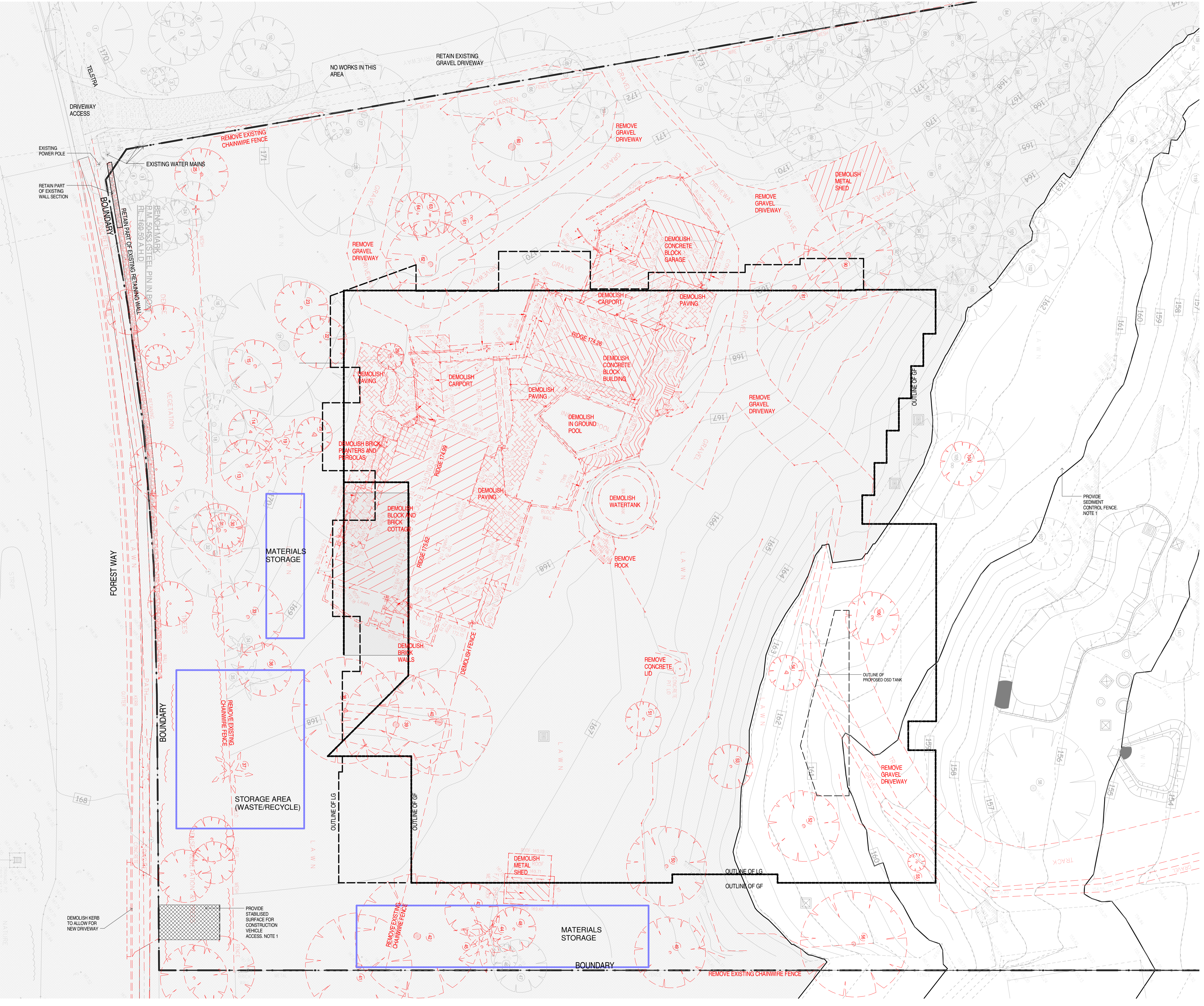
©Copyright
 These drawings and designs and the copyright thereof are the property of Morrison Design Partnership Pty. Ltd. and must not be offered, used, retained, or copied wholly or in part without the written permission of Morrison Design Partnership Pty. Ltd. ACN 001 595 288.

This drawing is based on information supplied by others, and must not be relied upon unless checked against site conditions.

PROJECT:
BELROSE MANOR
 RESIDENTIAL AGED CARE FACILITY
 181 FOREST WAY
 BELROSE NSW 2085

DRAWING:
DEMOLITION PLAN

PROJECT NO. 2951	REVISION NO. B	Morrison Design Partnership ARCHITECTURE Since 1969
DRAWING NO. DA030	ARCHITECT: YEE ZHEN	
SCALE: 1 : 200 @ A1	DATE: APRIL 2017	
PROJECT DIRECTOR: MARKAM RALPH		



Revision	Date	Details	Initials	Checked
A	20170626	DEVELOPMENT APPLICATION	JM/DT	VC
B	20180331	DEVELOPMENT APPLICATION RE-SUBMISSION		

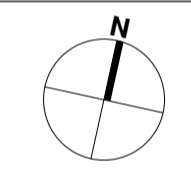
SURVEY NOTES
 Survey data included in this drawing is based on survey drawing and is provided for preliminary design purposes only.
 As this drawing is based on information supplied by others, reference must be made to original survey drawings, verified against site conditions.

GENERAL NOTES
 Morrison Design Partnership Pty. Limited accept no responsibility for the usability, completeness or accuracy of data transferred electronically. Recipients should when necessary request a hard copy version for verification.
 This drawing shall be read in conjunction with all architectural and other Consultants drawings and specifications and with such other written instructions as may be issued during the course of the contract. Figured dimensions shall be taken in preference to scaling.
 All levels, datum points and dimensions on this drawing shall be verified by the builder on site.
 All discrepancies shall be referred to the architect for direction before proceeding with any works. **DO NOT SCALE THIS DRAWING.**

1. VULNERABILITY Project (1801) 10/01/17/17 Forest Way Belrose-drafting uses WORKING REVIT Forest Way Belrose by PDP/CP/DT/AL/1/1/14.vet

- NEW TREE REFER TO LANDSCAPE DOCUMENTATION
- EXISTING TREE TO REMAIN REFER TO ARBORIST REPORT
- EXTENT OF PLANTING REFER TO LANDSCAPE DOCUMENTATION
- STORMWATER PIT, REFER TO CIVIL DOCUMENTATION
- JUNCTION PIT, REFER TO CIVIL DOCUMENTATION
- EXISTING SERVICES, REFER TO SURVEY

NOTES:
 APZ ASSESS PROTECTION ZONE, REFER TO BUSH FIRE REPORT FOR DETAILS.
 1. STORMWATER ENGINEERING, REFER TO ENGINEER DESIGN DOCUMENTS FOR DETAILS.



DEVELOPMENT APPLICATION

APPLICANT:
CHRIROSEPH PTY LTD
 PO Box 267
 St Leonards NSW 2065

ARCHITECT:
Morrison Design Partnership Pty Ltd
 Suite 302 / 69 Christie St
 St Leonards NSW 2065
 Ph: 02 9966 5566

architecture
 interior design
 project management

NSW ARCH REG ARCHITECT: G. COLLETTON #7421
 ACN: 001 595 268 ABN: 44 001 595 268 morrisondesign@mdp.com.au
 Suite 302/69 Christie Street St. Leonards NSW 2065 (02 99665566) www.mdp.com.au

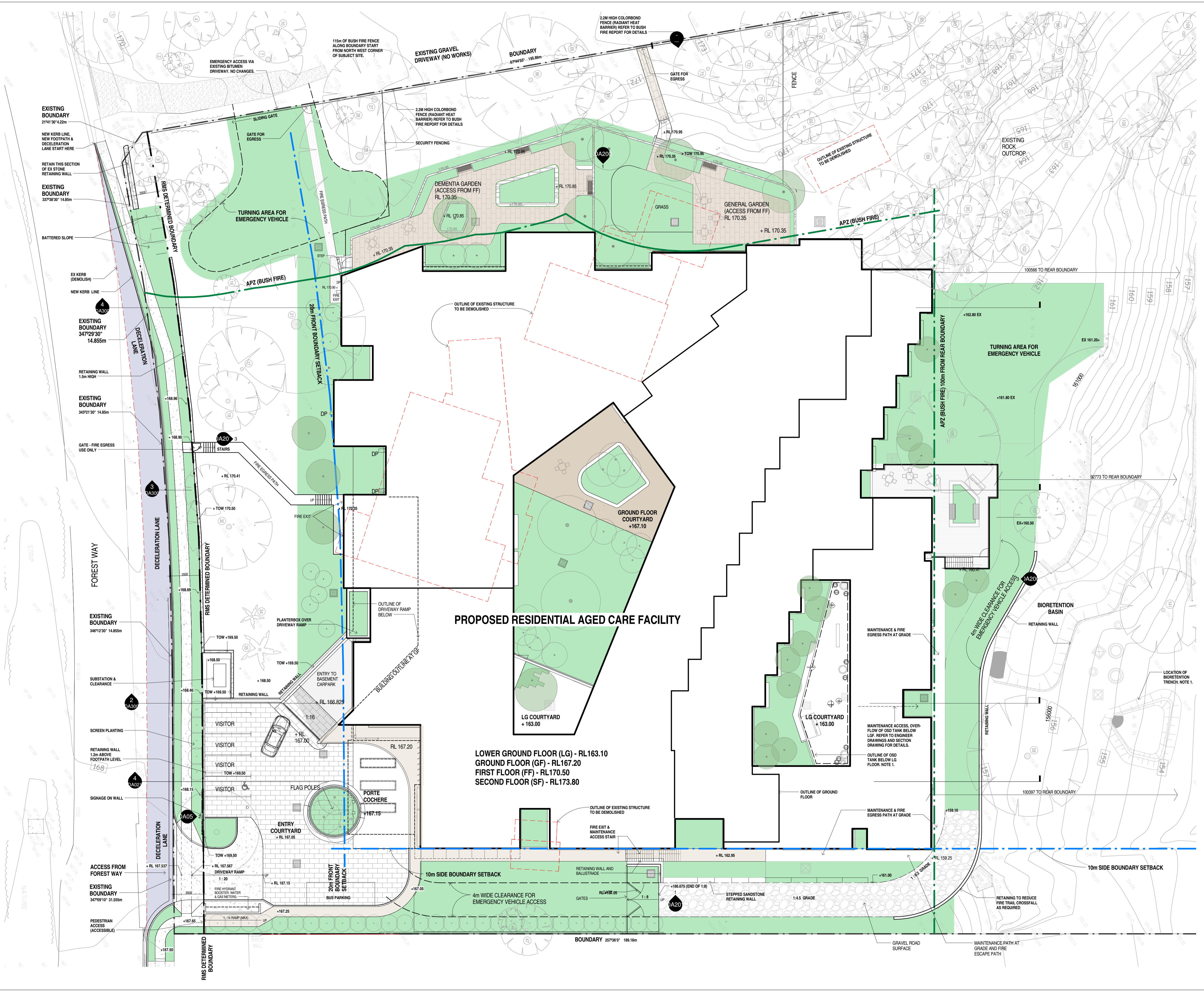
©Copyright
 These drawings and designs and the copyright thereof are the property of Morrison Design Partnership Pty. Ltd. and must not be offered, used, retained, or copied wholly or in part without the written permission of Morrison Design Partnership Pty. Ltd. ACN 001 595 268.

This drawing is based on information supplied by others, and must not be relied upon unless checked against site conditions.

PROJECT:
BELROSE MANOR
 RESIDENTIAL AGED CARE FACILITY
 181 FOREST WAY
 BELROSE NSW 2085

DRAWING:
SITE PLAN

PROJECT NO. 2951	REVISION NO. B	
DRAWING NO. DA050	ARCHITECT: YEE CHEN	
SCALE: 1:200 @ A1	DATE: APRIL 2017	
PROJECT DIRECTOR: MARKAM RALPH		Since 1968



PROPOSED RESIDENTIAL AGED CARE FACILITY

LOWER GROUND FLOOR (LG) - RL163.10
GROUND FLOOR (GF) - RL167.20
FIRST FLOOR (FF) - RL170.50
SECOND FLOOR (SF) - RL173.80

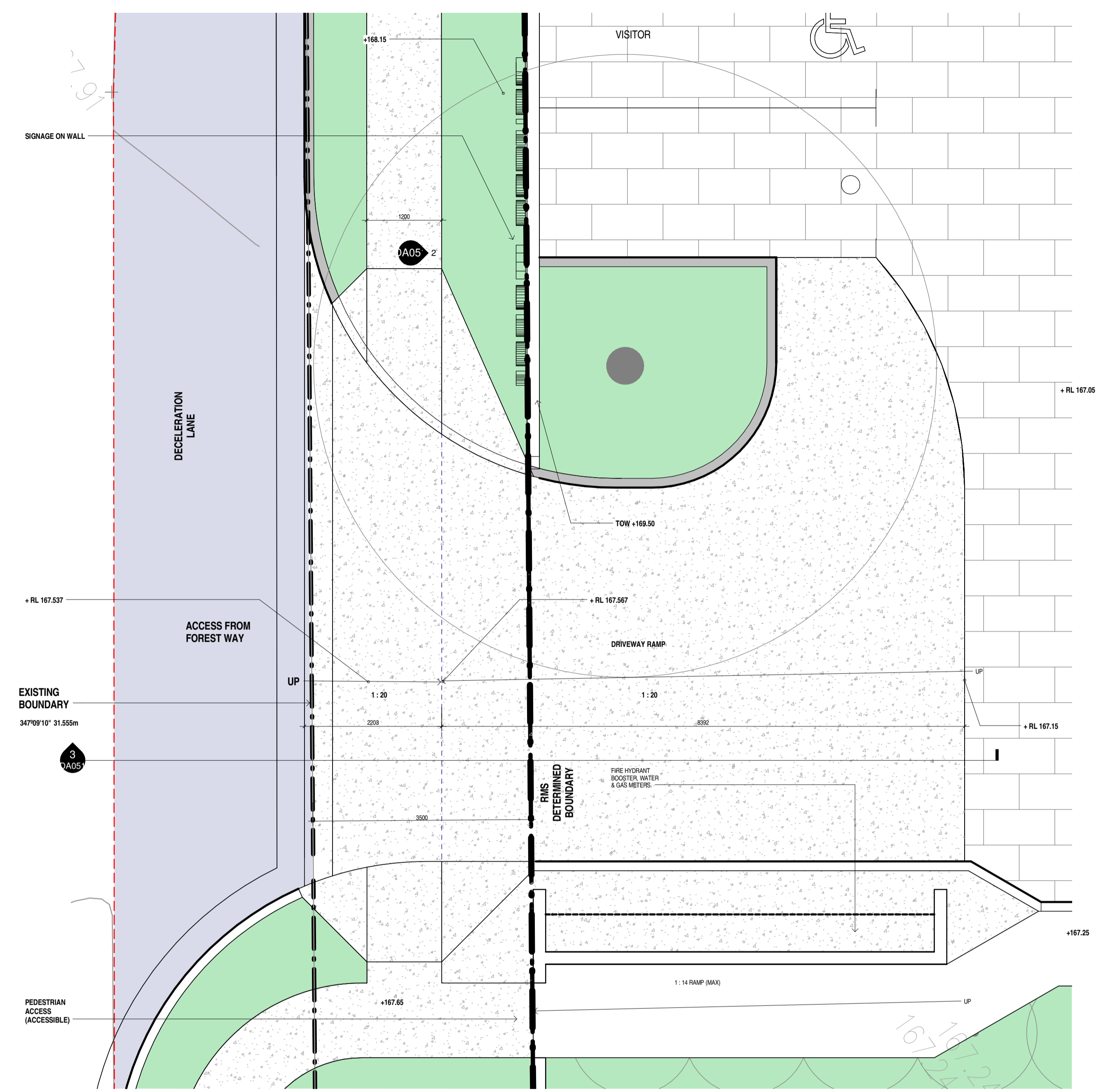
181 FOREST WAY
 BELROSE NSW 2085

Revision	Date	Details	Initials	Checked
A	20180331	DEVELOPMENT APPLICATION RE-SUBMISSION	JT	VC

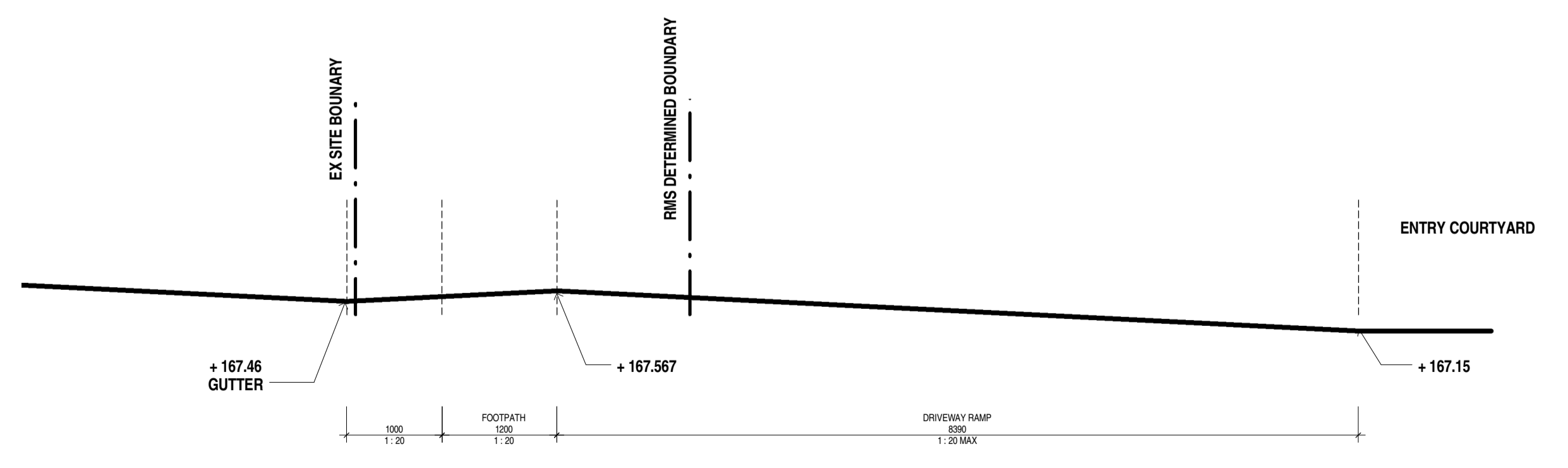
SURVEY NOTES
 Survey data included in this drawing is based on survey drawing and is provided for preliminary design purposes only. As this drawing is based on information supplied by others, reference must be made to original survey drawings, verified against site conditions.

GENERAL NOTES
 Morrison Design Partnership Pty. Limited accept no responsibility for the usability, completeness or accuracy of data transferred electronically. Recipients should when necessary request a hard copy version for verification.
 This drawing shall be read in conjunction with all architectural and other Consultants drawings and specifications and with such other written instructions as may be issued during the course of the contract. Figured dimensions shall be taken in preference to scaling.
 All level, datum points and dimensions on this drawing shall be verified by the builder on site.
 All discrepancies shall be referred to the architect for direction before proceeding with any works. **DO NOT SCALE THIS DRAWING.**

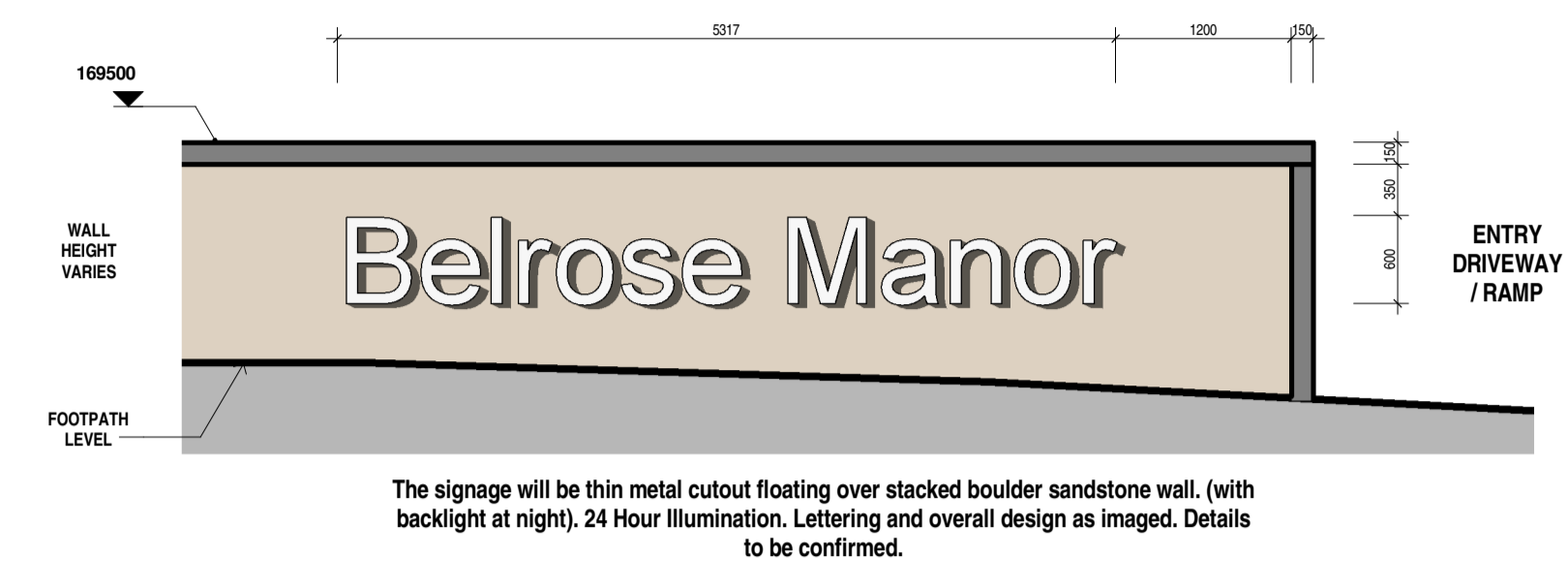
1:\MORRISON\Projects\181 Forest Way\181 Forest Way\Belrose-drafting\user\WORKING\Revit\Forest Way\Belrose.dwg (CENTRAL) 1:1 A1.dwg



1 PROPOSED SITE PLAN
 SCALE 1 : 50



3 Section 4 - ENTRY DRIVEWAY
 SCALE 1 : 50



2 Elevation - Signage
 SCALE 1 : 50

DEVELOPMENT APPLICATION

APPLICANT:
CHRIROSEPH PTY LTD
 PO Box 267
 St Leonards NSW 2065

ARCHITECT:
Morrison Design Partnership Pty Ltd
 Suite 302 / 69 Christie St
 St Leonards NSW 2065
 Ph: 02 9966 5566

architecture
 interior design
 project management

NSW ARIA REG ARCHITECT: G. COLLETON #7621
 ACN: 001 595 268 | ABN: 44 001 595 268 | morrisondesign@mdp.com.au
 Suite 302/69 Christie Street St. Leonards NSW 2065 | 02 99665566 | www.mdp.com.au

©Copyright
 These drawings and designs and the copyright thereof are the property of Morrison Design Partnership Pty. Ltd. and must not be offered, used, retained, or copied wholly or in part without the written permission of Morrison Design Partnership Pty. Ltd. ACN 001 595 288.
 This drawing is based on information supplied by others, and must not be relied upon unless checked against site conditions.

PROJECT:
BELROSE MANOR
 RESIDENTIAL AGED CARE FACILITY
 181 FOREST WAY
 BELROSE NSW 2085

DRAWING:
SITE DETAILS

PROJECT NO. 2951	REVISION NO. A	Morrison Design Partnership ARCHITECTURE Since 1968
DRAWING NO. DA051	ARCHITECT: YEE CHEN	
SCALE: 1 : 50 @ A1	DATE: APRIL 2017	
PROJECT DIRECTOR: MARKAM RALPH		

Revision	Date	Details	Initials	Checked
A	20170626	DEVELOPMENT APPLICATION	JM/DT	VC
B	20180331	DEVELOPMENT APPLICATION RE-SUBMISSION	JT	VC

SURVEY NOTES
 Survey data included in this drawing is based on survey drawing and is provided for preliminary design purposes only.
 As this drawing is based on information supplied by others, reference must be made to original survey drawings, verified against site conditions.

GENERAL NOTES
 Morrison Design Partnership Pty. Limited accept no responsibility for the usability, completeness or accuracy of data transferred electronically. Recipients should when necessary request a hard copy version for verification.
 This drawing shall be read in conjunction with all architectural and other Consultants drawings and specifications and with such other written instructions as may be issued during the course of the contract.
 Figured dimensions shall be taken in preference to scaling.
 All level, datum points and dimensions on this drawing shall be verified by the builder on site.
 All discrepancies shall be referred to the architect for direction before proceeding with any works. **DO NOT SCALE THIS DRAWING.**

1:1000 SITE PLAN (W/171 Project 181 Forest Way) Forest Way
 Before-drafting user WORKING\Revit\Forest Way
 Before-drafting user\CENTRAL_V1.dwg

- EXISTING BUILDINGS TO BE DEMOLISHED ROOF OUTLINE
- EXTENT OF PLANTING AND GREEN ROOF REFER TO LANDSCAPE DOCUMENTATION
- PAVED ROOF TERRACE AREA
- PEBBLE FINISH
- SK SKYLIGHTS
- EXTERNAL WALL-300MM OVERALL (OR LESS)
 TYPE 1: BRICK VENEER
 TYPE 2: FRAMED WALL- FIBRE CEMENT/METAL CLADDING
 TYPE 3: CONCRETE
- INTERNAL WALL-
 TYPE A: STRUCTURAL BLOCK WALL 200/300MM
 TYPE B: FRAMED WALL- PLASTERBOARD 120/150MM



DEVELOPMENT APPLICATION

APPLICANT:
CHRIROSEPH PTY LTD
 PO Box 267
 St Leonards NSW 2065

ARCHITECT:
Morrison Design Partnership Pty Ltd
 Suite 302 / 69 Christie St
 St Leonards NSW 2065
 Ph: 02 9966 5566

architecture
 interior design
 project management

NSW ARCH REG ARCHITECT: G. COLLETON #7421
 ACN: 001 595 268 ABN: 44 001 595 268 mormondesign@mdp.com.au
 Suite 302/69 Christie Street St. Leonards NSW 2065 | 02 99665566 | www.mdp.com.au

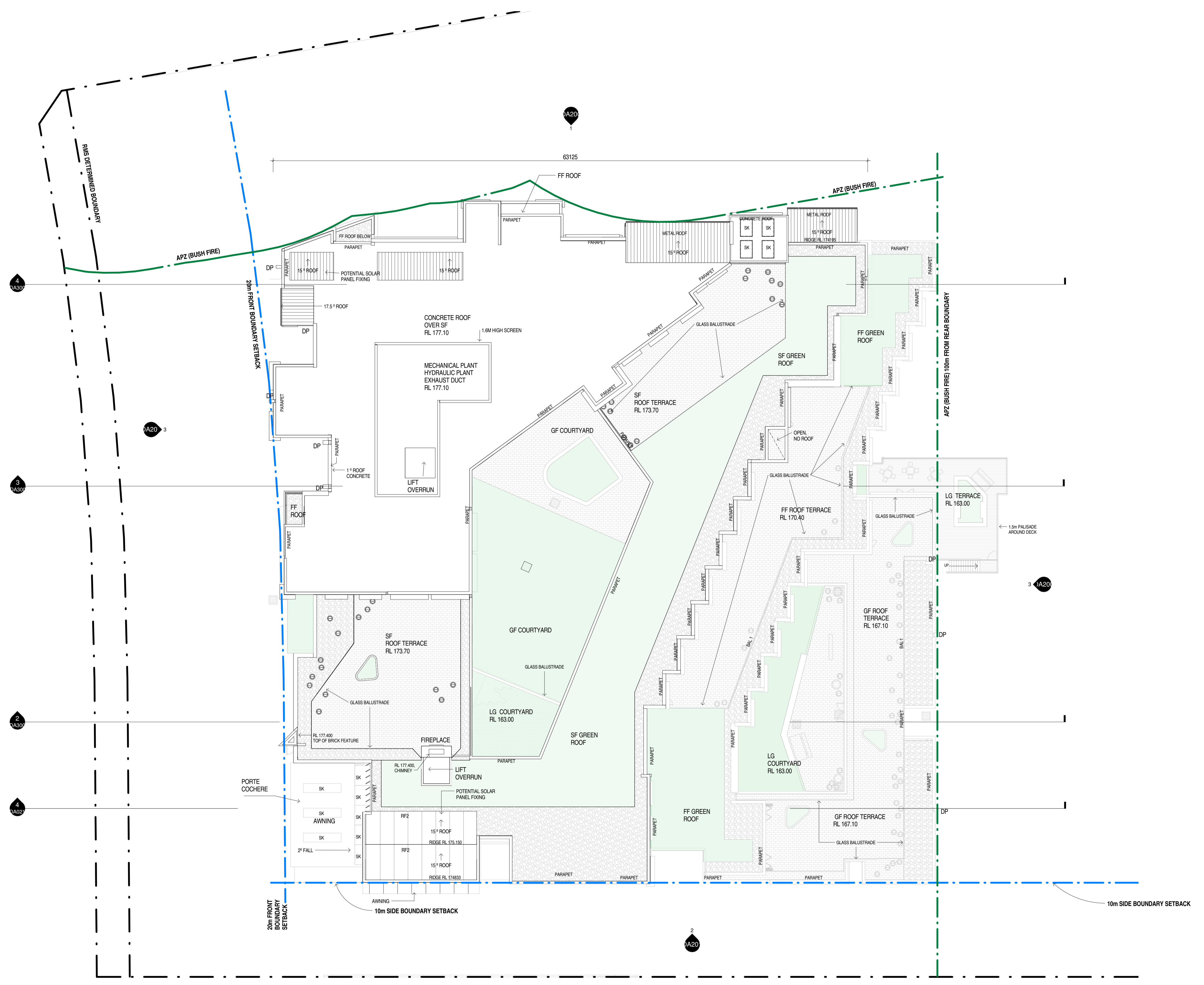
©Copyright
 These drawings and designs and the copyright thereof are the property of Morrison Design Partnership Pty. Ltd. and must not be offered, used, retained, or copied wholly or in part without the written permission of Morrison Design Partnership Pty. Ltd. ACN 001 595 268.

This drawing is based on information supplied by others, and must not be relied upon unless checked against site conditions.

PROJECT:
BELROSE MANOR
 RESIDENTIAL AGED CARE FACILITY
 181 FOREST WAY
 BELROSE NSW 2085

DRAWING:
ROOF PLAN

PROJECT NO. 2951	REVISION NO. B	Morrison Design Partnership <small>ARCHITECTURE</small> <small>Since 1968</small>
DRAWING NO. DA105	ARCHITECT: YEE CHEN	
SCALE: 1:200 @ A1	DATE: APRIL 2017	
PROJECT DIRECTOR: MARKAM RALPH		



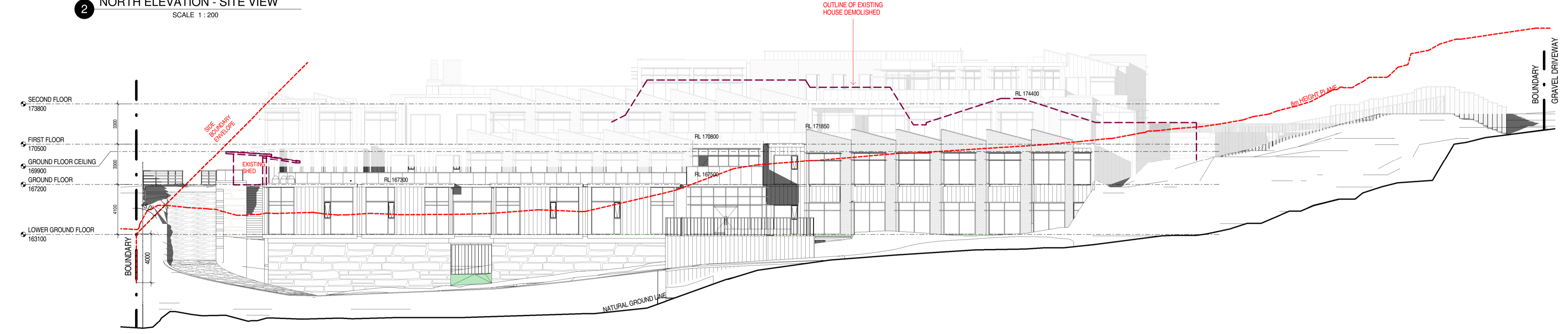
1 ROOF PLAN
 SCALE 1:200



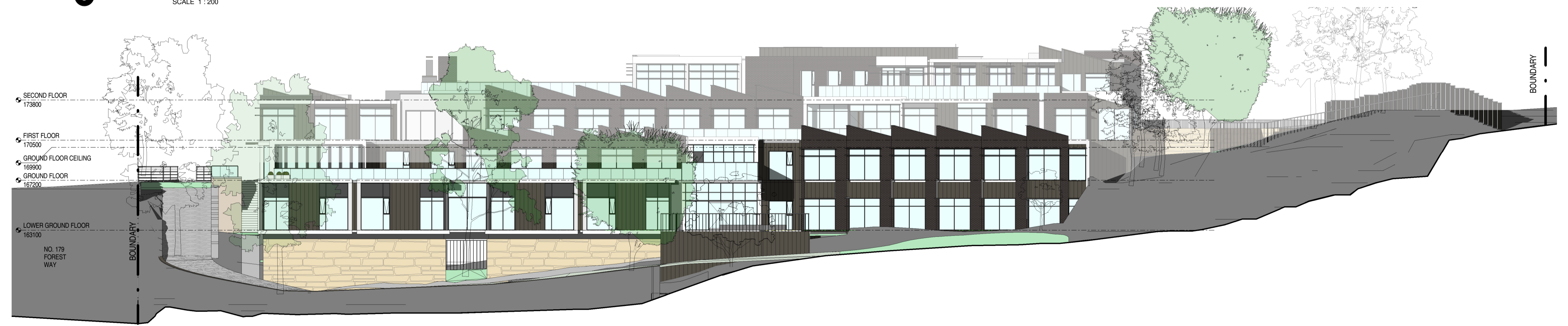
1 NORTH ELEVATION - BUILDING VIEW
SCALE 1 : 200



2 NORTH ELEVATION - SITE VIEW
SCALE 1 : 200



3 EAST ELEVATION - BUILDING VIEW
SCALE 1 : 200



4 EAST ELEVATION COLOUR SITE VIEW
SCALE 1 : 200

COLOURS AND FINISHES BOARD




Revision	Date	Details	Initials	Checked
A	20170626	DEVELOPMENT APPLICATION	JM/DT	VC
B	20180331	DEVELOPMENT APPLICATION RE-SUBMISSION	JM/DT	VC

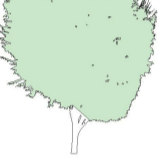
SURVEY NOTES
Survey data included in this drawing is based on survey drawing and is provided for preliminary design purposes only. As this drawing is based on information supplied by others, reference must be made to original survey drawings, verified against site conditions.

GENERAL NOTES
Morrison Design Partnership Pty. Limited accept no responsibility for the usability, completeness or accuracy of data transferred electronically. Recipients should when necessary request a hard copy version for verification.
This drawing shall be read in conjunction with all architectural and other Consultants drawings and specifications and with such other written instructions as may be issued during the course of the contract.
Figured dimensions shall be taken in preference to scaling.
All level, datum points and dimensions on this drawing shall be verified by the builder on site.
All discrepancies shall be referred to the architect for direction before proceeding with any works. **DO NOT SCALE THIS DRAWING.**

11/10/17 585/12/17/17 Project 181 Forest Way
Before-drafting user WORKING 1 Revit Forest Way
Before-drafting user WORKING 1 Revit Forest Way
Before-drafting user WORKING 1 Revit Forest Way

NOTE:
NATURAL GROUND LINE IS SHOWN IS DIRECTLY IN FRONT OF THE MOST PROTRUDING PART OF THE PROPOSED BUILDING FOR THE PURPOSE OF CALCULATING THE HEIGHT PLANE

 EXISTING TREE TO REMAIN. REFER TO SURVEY / SITE PLAN. TREE GRAPHICS ARE INDICATIVE

 PROPOSED TREE. REFER TO LANDSCAPE DOCUMENTATION. TREE GRAPHICS ARE INDICATIVE.

DEVELOPMENT APPLICATION

APPLICANT:
CHRIROSEPH PTY LTD
PO Box 267
St Leonards NSW 2065

ARCHITECT:
Morrison Design Partnership Pty Ltd
Suite 302 / 69 Christie St
St Leonards NSW 2065
Ph: 02 9966 5566

architecture
interior design
project management

NSW ARB REG ARCHITECT: G. COLLETTON #7621
ACN: 001 595 268 ABN: 44 001 595 268 morrisondesign@mdp.com.au
Suite 302/69 Christie Street St. Leonards NSW 2065 | 02 99665566 | www.mdp.com.au

©Copyright
These drawings and designs and the copyright thereof are the property of Morrison Design Partnership Pty. Ltd. and must not be offered, used, retained, or copied wholly or in part without the written permission of Morrison Design Partnership Pty. Ltd. ACN 001 595 268.
This drawing is based on information supplied by others, and must not be relied upon unless checked against site conditions.

PROJECT:
BELROSE MANOR
RESIDENTIAL AGED CARE FACILITY
181 FOREST WAY
BELROSE NSW 2085

DRAWING:
ELEVATIONS & COLOUR AND FINISHES BOARD - SHEET 1

PROJECT NO. **2951**
DRAWING NO. **DA200**
SCALE: As indicated @ ARCHITECT: JEE CHEN
DATE: APRIL 2017
PROJECT DIRECTOR: MARKAM RALPH

REVISION NO. **B**

Morrison Design Partnership
ARCHITECTURE
Since 1968

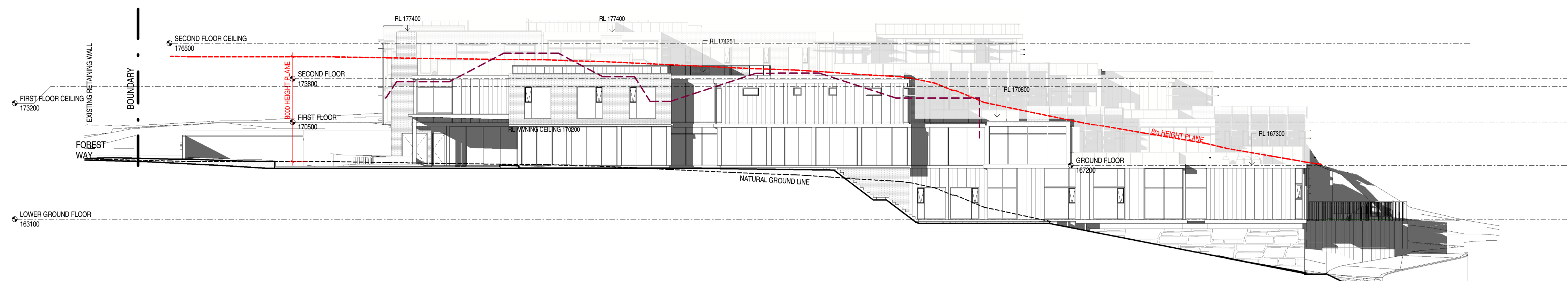
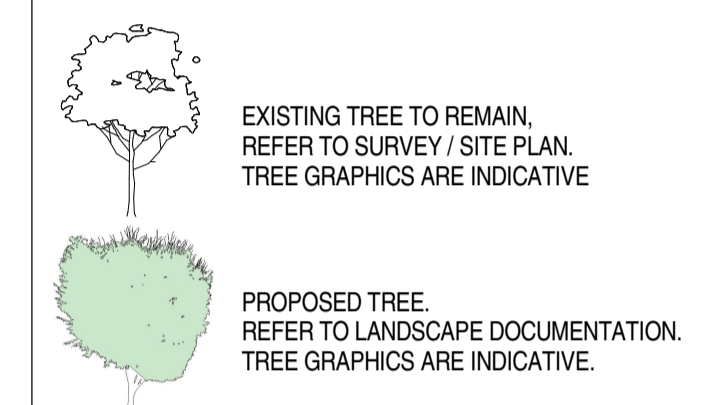
Revision	Date	Details	Initials	Checked
A	20170626	DEVELOPMENT APPLICATION	JM/DT	VC
B	20180331	DEVELOPMENT APPLICATION RE-SUBMISSION	JM/DT	VC

SURVEY NOTES
 Survey data included in this drawing is based on survey drawing and is provided for preliminary design purposes only. As this drawing is based on information supplied by others, reference must be made to original survey drawings, verified against site conditions.

GENERAL NOTES
 Morrison Design Partnership Pty. Limited accept no responsibility for the usability, completeness or accuracy of data transferred electronically. Recipients should when necessary request a hard copy version for verification.
 This drawing shall be read in conjunction with all architectural and other Consultants drawings and specifications and with such other written instructions as may be issued during the course of the contract. Figured dimensions shall be taken in preference to scaling.
 All level, datum points and dimensions on this drawing shall be verified by the builder on site.
 All discrepancies shall be referred to the architect for direction before proceeding with any works. **DO NOT SCALE THIS DRAWING.**

1:\MDP\SSB2\181 Forest Way\181 Forest Way.dwg
 Belrose-drafting user: WORKING\Revit\Forest Way
 Belrose by: mdp\CFAT\RALPH, J.M.A. et al.

NOTE:
 NATURAL GROUND LINE: IS SHOWN IS DIRECTLY IN FRONT OF THE MOST PROTRUDING PART OF THE PROPOSED BUILDING FOR THE PURPOSE OF CALCULATING THE HEIGHT PLANE



1 SOUTH ELEVATION - BUILDING VIEW
 SCALE 1 : 200



2 SOUTH ELEVATION - SITE VIEW
 SCALE 1 : 200



3 WEST ELEVATION - BUILDING VIEW
 SCALE 1 : 200



4 WEST ELEVATION - SITE VIEW
 SCALE 1 : 200

COLOURS AND FINISHES BOARD



DEVELOPMENT APPLICATION

APPLICANT:
CHRIROSEPH PTY LTD
 PO Box 267
 St Leonards NSW 2065

ARCHITECT:
Morrison Design Partnership Pty Ltd
 Suite 302 / 69 Christie St
 St Leonards NSW 2065
 Ph: 02 9966 5566

architecture
 interior design
 project management

NSW ARCH REG ARCHITECT: G. COLLETTON # 7421
 ACN: 001 595 268 ABN: 44 001 595 268 mdp@mdpdesign.com.au
 Suite 302/69 Christie Street St. Leonards NSW 2065 (02 99665566) www.mdp.com.au

©Copyright
 These drawings and designs and the copyright thereof are the property of Morrison Design Partnership Pty. Ltd. and must not be offered, used, retained, or copied wholly or in part without the written permission of Morrison Design Partnership Pty. Ltd. ACN 001 595 288.

This drawing is based on information supplied by others, and must not be relied upon unless checked against site conditions.

PROJECT:
BELROSE MANOR
 RESIDENTIAL AGED CARE FACILITY
 181 FOREST WAY
 BELROSE NSW 2085

DRAWING:
ELEVATIONS & COLOUR AND FINISHES BOARD - SHEET 2

PROJECT NO. **2951** REVISION NO. **B**
 DRAWING NO. **DA201**
 SCALE: As indicated @ A ARCHITECT: JEE CHEN
 DATE: APRIL 2017
 PROJECT DIRECTOR: MARKAM RALPH

Morrison Design Partnership
 Since 1968



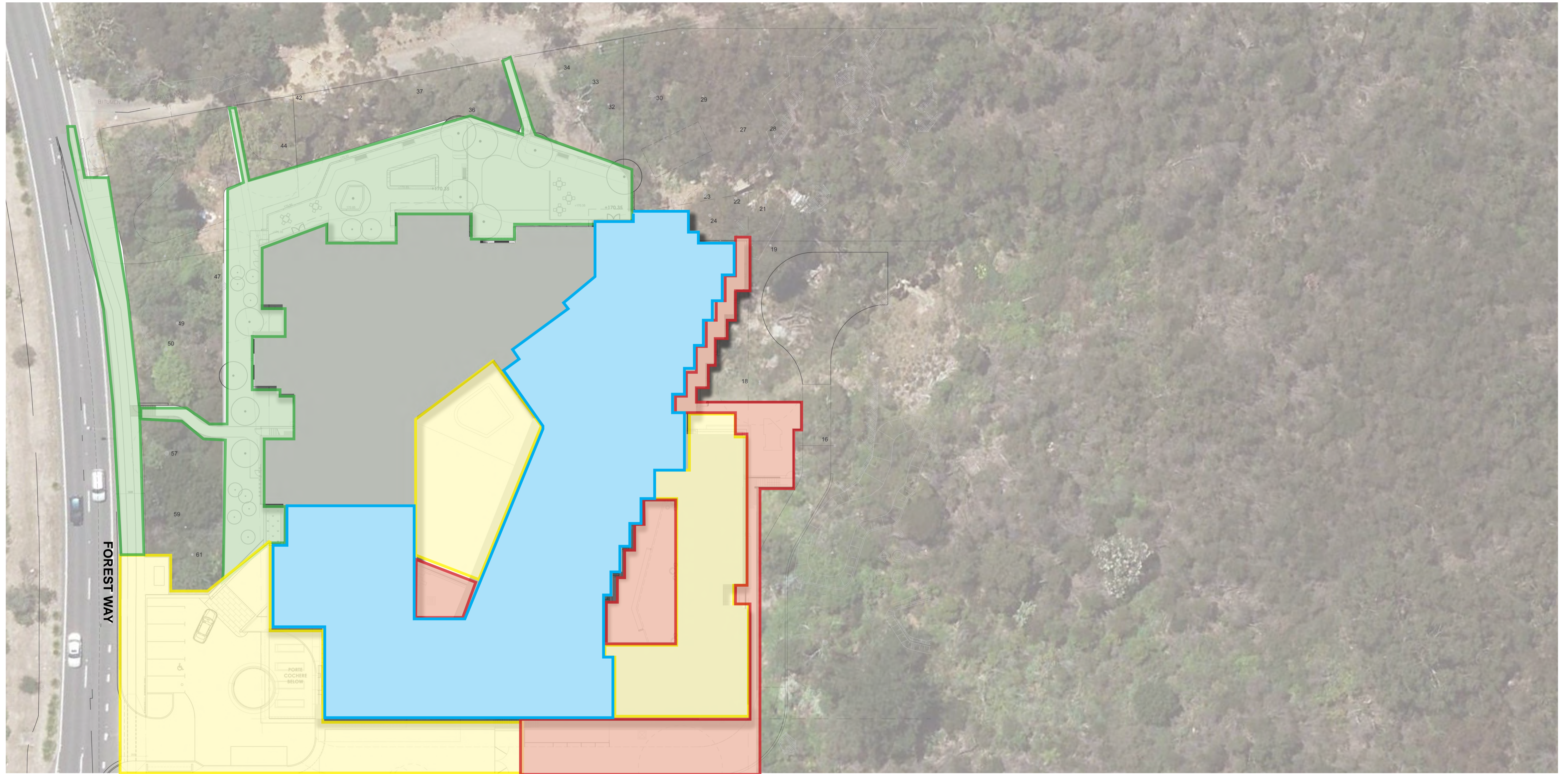
BELROSE MANOR: 181 FOREST WAY BELROSE, NSW

LANDSCAPE ARCHITECTURAL DRAWING SET







Development Application

FOR:
Huntingdon Nursing Home

MASTERPLAN / COMPOSITE PLAN



LEGEND

-  Lower Ground Floor Landscape Areas
-  Ground Floor Landscape Areas
-  First Floor Landscape Areas
-  Second Floor Landscape Areas
-  Existing trees to be retained
-  Roof of proposed building

NOTES

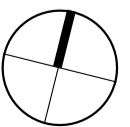
- Refer to Arboricultural Impact Assessment Report prepared by Sturt Noble Arboriculture for numbered existing trees.
- Refer to Flora and Fauna Assessment report prepared by Cumberland Ecology for information on the full sites vegetation.
- Refer to architectural drawings prepared by Morrison Design Partnership for interal floor plans.


 Suite 91, L5, 330 Wattle St
 Ultimo NSW 2007
 T. 02 9211 3744
 W. www.sturtnoble.com.au
 landscape architecture
 environmental & urban design

PROJECT
BELROSE MANOR: 181 FOREST WAY
BELROSE, NSW
 CLIENT
CHRIROSEPH PTY LTD

DRAWING
MASTERPLAN / COMPOSITE PLAN

DRAWING No.	ISSUE	DRAWN	DATE
DA-1630-01	C	br	29.08.2018


 0 3 6 10 14m
 Scale 1:300@A1
 Scale 1:600@A3

ACN: 164 245 514 ABN: 99 164 245 514
 THIS DRAWING SHOULD BE READ IN CONJUNCTION WITH ALL RELEVANT CONTRACTS, SPECIFICATIONS, REPORTS AND DRAWINGS. COPYRIGHT OF THIS DRAWINGS IS VESTED IN STURT NOBLE ASSOCIATES PTY LTD.



LEGEND

- Existing tree*
- Proposed tree •
- Unit paving
- Lawn
- Planting •
- Feature Planting •
- Gravel
- Pot plants
- Outdoor seating
- Retaining wall
- 1500 high palisade
- Landscape boundary

NOTES

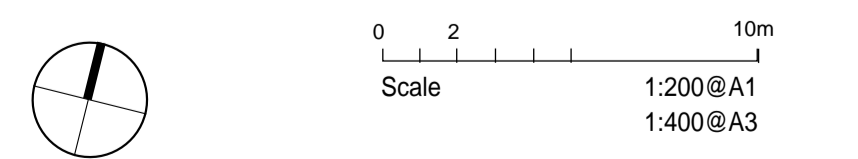
1. Existing vegetation to be retained + protected
2. Timber deck with 450mm raised planter providing seating opportunity
3. Internal courtyard with sandstone feature wall
4. Internal courtyard with rich planting and seating opportunities
5. Sandstone retaining wall
6. Mass planting of native species
7. Screening hedge
8. Tree to break the building facade

• - Refer to indicative planting schedule.
 * - Refer to Arboricultural Impact Assessment Report prepared by Sturt Noble Arboriculture for numbered existing trees.

Sturt Noble Associates
 Suite 91, L5, 330 Wattle St
 Ultimo NSW 2007
 T. 02 9211 3744
 W. www.sturnoble.com.au
 landscape architecture
 environmental & urban design

PROJECT
**BELROSE MANOR: 181 FOREST WAY
 BELROSE, NSW**
 CLIENT
CHRIROSEPH PTY LTD

DRAWING
LOWER GROUND FLOOR LANDSCAPE PLAN
 DRAWING No. **DA-1630-02** ISSUE **E** DRAWN **br** DATE **03.09.2018**





LEGEND

- Existing tree*
- Proposed tree •
- Unit paving
- Lawn
- Planting •
- Feature Planting •
- Gravel
- Pot plants
- Outdoor seating
- Retaining wall
- 1500 glass balustrade
- Landscape boundary

NOTES

1. Large internal courtyard
2. Raised planter with seating edge
3. Maintenance track circulates planted area
4. Roof top seating space with pot plants softening the edge
5. Screening hedge
6. Large palm planting with feature sandstone blocks for a sense of arrival
7. Car park/entry
8. Raised planter box

• - Refer to indicative planting schedule.

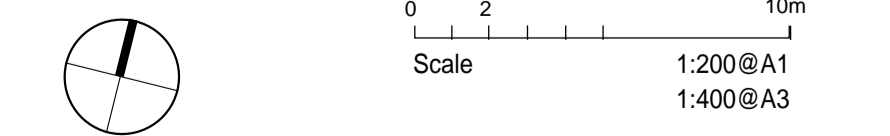
* - Refer to Arboricultural Impact Assessment Report prepared by Sturt Noble Arboriculture for numbered existing trees.

Sturt Noble Associates
 Suite 91, L5, 330 Wattle St
 Ultimo NSW 2007
 T. 02 9211 3744
 W. www.sturtnoble.com.au
 landscape architecture
 environmental & urban design

PROJECT
**BELROSE MANOR: 181 FOREST WAY
 BELROSE, NSW**
 CLIENT
CHRIROSEPH PTY LTD

DRAWING
GROUND FLOOR LANDSCAPE PLAN

DRAWING No.	ISSUE	DRAWN	DATE
DA-1630-03	E	br	03.09.2018



ACN: 164 245 514 ABN: 99 164 245 514
 THIS DRAWING SHOULD BE READ IN CONJUNCTION WITH ALL RELEVANT CONTRACTS, SPECIFICATIONS, REPORTS AND DRAWINGS. COPYRIGHT OF THIS DRAWINGS IS VESTED IN STURT NOBLE ASSOCIATES PTY LTD.

FOREST WAY

Livingstonia australis
 Syzygium cascade
 Ficus rubiginosa















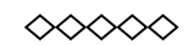
Archontophoenix cunninghamiana
 Archontophoenix cunninghamiana
 Brachychiton acerifolius

VOID TO LOWER LEVEL

VOID TO LOWER LEVEL



LEGEND

-  Existing tree*
-  Proposed tree •
-  Unit paving
-  Lawn
-  Planting •
-  Feature Planting •
-  Gravel
-  Pot plants
-  Outdoor seating
-  Retaining wall
-  Sand stone retaining wall
-  Reuse existing stone
-  1500 glass balustrade
-  Landscape boundary
-  Metal palisade fence

NOTES

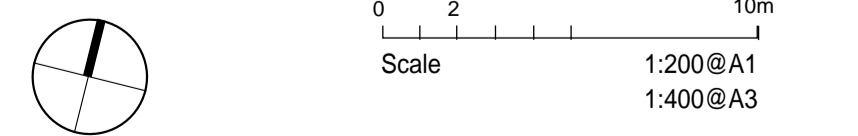
1. Existing vegetation to be retained + protected
 2. Raised planter with seating edge
 3. Arbour structure with seating
 4. Sandstone clad retaining wall
 5. Open lawn space for passive recreation
 6. Outdoor seating spaces
 7. Planting around building soften facade and to link the development with existing landscape
 8. Green roof planting
 9. Colour bond fence for bush fire protection
 10. Mass planting of endemic species
- - Refer to indicative planting schedule.
 * - Refer to Arboricultural Impact Assessment Report prepared by Sturt Noble Arboriculture for numbered existing trees.

Sturt Noble Associates
 Suite 91, L5, 330 Wattle St
 Ultimo NSW 2007
 T. 02 9211 3744
 W. www.sturtnoble.com.au
 landscape architecture
 environmental & urban design

PROJECT
BELROSE MANOR: 181 FOREST WAY
BELROSE, NSW
 CLIENT
CHRIROSEPH PTY LTD

DRAWING
FIRST FLOOR LANDSCAPE PLAN

DRAWING No.	ISSUE	DRAWN	DATE
DA-1630-04	E	br	03.09.2018



ACN: 164 245 514 ABN: 99 164 245 514
 THIS DRAWING SHOULD BE READ IN CONJUNCTION WITH ALL RELEVANT CONTRACTS, SPECIFICATIONS, REPORTS AND DRAWINGS. COPYRIGHT OF THIS DRAWINGS IS VESTED IN STURT NOBLE ASSOCIATES PTY LTD.



LEGEND

- Existing tree*
- Proposed tree •
- Unit paving
- Lawn
- Planting •
- Feature Planting •
- Gravel
- Pot plants
- Outdoor seating
- Retaining wall
- 1500 glass balustrade
- Landscape boundary

NOTES

1. Solar panels
2. Outdoor fireplace
3. Green roof planting
4. Outdoor seating oppotunities
5. Raised planter box
6. Gravel around rooftop boundary to maintain safe roof access
7. Planting spilling over edge and hanging downwards to the below floor

• - Refer to indicative planting schedule.

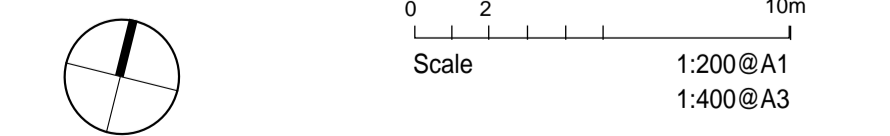
* - Refer to Arboricultural Impact Assessment Report prepared by Sturt Noble Arboriculture for numbered existing trees.

Sturt Noble Associates
 Suite 91, L5, 330 Wattle St
 Ultimo NSW 2007
 T. 02 9211 3744
 W. www.sturnoble.com.au
 landscape architecture
 environmental & urban design

PROJECT
**BELROSE MANOR: 181 FOREST WAY
 BELROSE, NSW**
 CLIENT
CHRIROSEPH PTY LTD

DRAWING
SECOND FLOOR LANDSCAPE PLAN

DRAWING No.	ISSUE	DRAWN	DATE
DA-1630-05	E	br	03.09.2018



ACN: 164 245 514 ABN: 99 164 245 514
 THIS DRAWING SHOULD BE READ IN CONJUNCTION WITH ALL RELEVANT CONTRACTS, SPECIFICATIONS, REPORTS AND DRAWINGS. COPYRIGHT OF THIS DRAWINGS IS VESTED IN STURT NOBLE ASSOCIATES PTY LTD.

FOREST WAY

Plumeria tricolour

VOID TO LOWER LEVEL

INDICATIVE PLANTING PALETTE

COURTYARDS

BOTANICAL NAME	COMMON NAME	POT SIZE	SPACING
TREES			
<i>Acer palmatum</i>	Palmate Maple	100L	A.S
<i>Archontophoenix cunninghamiana</i>	Bangalow Palm	200L	A.S
<i>Brachychiton acerifolius</i>	Illawarra Flame Tree	200L	A.S
<i>Lagerstroemia indica</i>	Crepe Myrtle	100L	A.S
<i>Hymenosporum flavum</i>	Native Frangipani	100L	A.S
<i>Magnolia 'Little Gem'</i>	Magnolia Little Gem	100L	A.S
<i>Tristaniopsis laurina 'Luscious'</i>	Watergum	100L	A.S
<i>Waterhousia floribunda</i>	Weeping Lilly Pilly	200L	A.S
SHRUBS AND GROUNDCOVERS			
<i>Alcantarea imperialis</i>	Giant Bromeliad	5L	1/m2
<i>Alpinia caerulea rubra</i>	Native Ginger	5L	3/m2
<i>Asplenium nidus</i>	Birds Nest fern	25L	3/m2
<i>Blechnum nudum</i>	Fishbone Waterfern	5L	4/m2
<i>Casuarina glauca prostrata</i>	Cousin It	200mm	4/m2
<i>Carpobrotus glaucescens</i>	Pigface	200mm	6/m2
<i>Dichondra argentea</i>	Silverfalls	150mm	6/m2
<i>Gardenia augusta 'Florida'</i>	Gardenia florida	5L	A.S
<i>Genus petriselium</i>	Parsley	200mm	6/m2
<i>Heliotropium arborescens</i>	Cherry Pie	5L	2/m2
<i>Kniphofia 'Royal Standard'</i>	Red Hot Poker	5L	2/m2
<i>Lavandula stoechas</i>	Lavender	5L	2/m2
<i>Liriope muscari 'Isabella'</i>	Lily Turf	150mm	4/m2
<i>Occimomum basilicum</i>	Basil	150mm	4/m2
<i>Rhaphiolepis 'Spring Time'</i>	Indian Hawthorn Bush	5L	2/m2
<i>Rosmarinus 'Blue Lagoon'</i>	Rosemary	5L	2/m2
<i>Thymus vulgaris</i>	Thyme	5L	2/m2
<i>Viola hederacea</i>	Native Violet	75mm	6/m2
<i>Vriesea splendens</i>	Flaming Sword	5L	2/m2
<i>Zamia furfuracea</i>	Cardboard Plant	5L	2/m2

INDICATIVE SPECIES



Acer palmatum




Blechnum nudum



Magnolia 'Little Gem'



Kniphofia 'Royal Standard'



Viola hederacea



Alpinia caerulea rubra

ROOF AREAS

BOTANICAL NAME	COMMON NAME	POT SIZE	SPACING
TREES			
<i>Plumeria tricolour</i>	Frangipani	100L	A.S
SHRUBS AND GROUNDCOVERS			
<i>Carpobrotus glaucescens</i>	Aussie Rambler	150mm	4/m2
<i>Correa alba</i>	White Correa	5L	2/m2
<i>Gazania sp.</i>	Gazania	200mm	6/m2
<i>Hardenbergia violacea</i>	Purple Coral Pea	150mm	3/m2
<i>Kennedia prostrata</i>	Running Postman	5L	2/m2
<i>Myoporum parvifolium</i>	Yareena	5L	2/m2
<i>Pennisetum alopecuroides</i>	Swamp Fountain Grass	200mm	4/m2
<i>Sedum sp.</i>	Sedum	150mm	6/m2
<i>Westringia fruticosa</i>	Coastal Rosemary	5L	1/m2

BIORETENTION BASIN BASE

SPECIES	COMMON NAME	PLANTS/50M2	SIZE
<i>Carex appressa</i>	Tussock Sedge	200	hiko
<i>Juncus usitatus</i>	Common Rush	200	hiko

BIORETENTION BASIN BANKS

SPECIES	COMMON NAME	PLANTS/50M2	SIZE
<i>Carex appressa</i>	Tussock Sedge	150	tube
<i>Juncus usitatus</i>	Common Rush	150	tube
<i>Lomandra longifolia</i>	Basket Grass	100	tube
<i>Themeda australis</i>	Kangaroo Grass	100	tube

INDICATIVE SPECIES



Kennedua prostrata



Gazania sp.



Hardenbergia violacea



Carpobrotus glaucescens



Pennisetum alopecuroides



Plumeria tricolour

EXTERNAL GARDENS

BOTANICAL NAME	COMMON NAME	POT SIZE	SPACING
TREES			
<i>Acacia ulicifolia</i>	Prickly Moses	25L	A.S
<i>Banksia ericifolia</i>	Heath-leaved Banksia	25L	A.S
<i>Banksia integrifolia</i>	Coast Banksia	100L	A.S
<i>Banksia serrata</i>	Old-man Banksia	100L	A.S
<i>Cyathea australis</i>	Rough Tree Fern	100L	A.S
<i>Livingstonia australis</i>	Cabbage Tree Palm	200L	A.S
<i>Ficus rubiginosa</i>	Port Jackson Fig	400L	A.S
<i>Tristaniopsis laurina</i>	Water Gum	100L	A.S
<i>Syzygium cascade</i>	Lilly Pilly	25L	A.S
SHRUBS AND GROUNDCOVERS			
<i>Actinotus minor</i>	Lesser Flannel Flower	200mm	3/m2
<i>Aidantium aethiopicum</i>	Maidenhair Fern	200mm	4/m2
<i>Baura rubioides</i>	River Rose	150mm	4/m2
<i>Callistemon Scarlet Flame</i>	Bottle Brush	25L	A.S
<i>Calochlaena dubia</i>	Soft Bracken	200mm	6/m2
<i>Caustis pentandra</i>	Thick Twist Rush	150mm	3/m2
<i>Dendrobium sp.</i>	Orchard	5L	1/m2
<i>Dianella 'Breeze'</i>	Dianella	200mm	4/m2
<i>Dianella caerulea</i>	Blue Fax Lily	150mm	4/m2
<i>Dianella caerulea var. producta</i>	Blue Fax Lily	150mm	4/m2
<i>Doryanthes excelsa</i>	Gynea Lily	25L	1/m2
<i>Gleichenia dicarpa</i>	Tangle Fern	5L	2/m2
<i>Grevillea Royal Mantle</i>	Royal Mantle	5L	A.S
<i>Hardenbergia violacea</i>	Purple Coral Pea	150mm	2/m2
<i>Juncus usitatus</i>	Common Rush	150mm	6/m2
<i>Lomandra filiformis subsp. Filiformis</i>	Wattle Mat-rush	200mm	2/m2
<i>Lomandra longifolia</i>	Spiny Mat Rush	150mm	4/m2
<i>Lomandra 'Nyalla'</i>	Lomandra	150mm	4/m2
<i>Lomandra glauca</i>	Blue Ridge	150mm	4/m2
<i>Lomandra tanika</i>	Lomandra	200mm	4/m2
<i>Westringia fruticosa</i>	Coastal Rosemary	5L	2/m2
<i>Xanthorhiza pilosa</i>	Woolly Xanthosia	5L	4/m2
<i>Xanthorrhoea media</i>	Grass Tree	25L	A.S

INDICATIVE SPECIES



Banksia integrifolia




Cyathea australis



Banksia serrata



Westringia fruticosa



Doryanthes excelsa



Grevillea Royal Mantle

ENDEMIC SCREEN PLANTING

BOTANICAL NAME	COMMON NAME	POT SIZE	SPACING
TREES			
<i>Angophora hispida</i>	Dwarf Apple	Tube	1/5m2
<i>Corymbia gummifera</i>	Red Bloodwood	Tube	1/10m2
<i>Eucalyptus haemastoma</i>	Scribbly Gum	Tube	1/10m2
<i>Eucalyptus luehmanniana</i>	Yellow Top Mallee Ash	Tube	1/5m2
<i>Eucalyptus obstans</i>	Port Jackson Mallee	Tube	1/5m2
<i>Eucalyptus racemosa</i>	Narrow-leaved Scribbly Gum	Tube	1/10m2
SHRUBS AND GROUNDCOVERS			
<i>Xanthosia tridentata</i>	Rock Xanthosia	Tube	3/m2
<i>Allocasuarina distyla</i>	Scrub She-oak	Tube	3/m2
<i>Bauera microphylla</i>		Tube	3/m2
<i>Hibbertia linearis</i>		Tube	3/m2
<i>Hibbertia riparia</i>	Erect Guinea-flower	Tube	3/m2
<i>Bauera rubioides</i>	River Rose	Tube	3/m2
<i>Epacris microphylla</i>	Coast Coral Heath	Tube	3/m2
<i>Epacris obtusifolia</i>	Blunt-leaf Heath	Tube	3/m2
<i>Daviesia corymbosa</i>		Tube	3/m2
<i>Dillwynia floribunda</i>		Tube	3/m2
<i>Pultenaea stipularis</i>	Handsome Bush-pea	Tube	3/m2
<i>Pultenaea tuberculata</i>	Wreath Bush-pea	Tube	3/m2
<i>Acacia myrtifolia</i>	Red-stemmed Wattle	Tube	3/m2
<i>Acacia suaveolens</i>	Sweet Wattle	Tube	3/m2
<i>Baeckea imbricata</i>	Heath Myrtle	Tube	3/m2
<i>Kunzea capitata</i>		Tube	3/m2
<i>Leptospermum squarrosum</i>	Peach Blossom Tea-tree	Tube	3/m2
<i>Leptospermum trinervium</i>	Flaky-barked Tea-tree	Tube	3/m2
<i>Banksia ericifolia</i>	Heath-leaved Banksia	Tube	3/m2
<i>Banksia marginata</i>	Silver Banksia	Tube	3/m2
<i>Banksia oblongifolia</i>	Fern-leaved Banksia	Tube	3/m2
<i>Banksia paludosa</i>	Swamp Banksia	Tube	3/m2
<i>Banksia serrata</i>	Old-man Banksia	Tube	3/m2
<i>Grevillea buxifolia</i>	Grey Spider Flower	Tube	3/m2
<i>Grevillea sphacelata</i>	Grey Spider Flower	Tube	3/m2
<i>Hakea dactyloides</i>	Finger Hakea	Tube	3/m2
<i>Hakea teretifolia</i>	Needlebush	Tube	3/m2
<i>Isopogon anemonifolius</i>	Broad-leaf Drumsticks	Tube	3/m2
<i>Isopogon anethifolius</i>	Narrow-leaf Drumsticks	Tube	3/m2
<i>Lambertia formosa</i>	Mountain Devil	Tube	3/m2
<i>Persoonia lanceolata</i>	Lance Leaf Geebung	Tube	3/m2
<i>Persoonia pinifolia</i>	Pine-leaved Geebung	Tube	3/m2
<i>Eriostemon australasius</i>	Pink Wax Flower	Tube	3/m2
<i>Lomandra glauca</i>	Pale Mat-rush	Tube	3/m2

Sturt Noble Associates
Suite 91, L5, 330 Wattle St
Ultimo NSW 2007
T. 02 9211 3744
W. www.sturnoble.com.au
landscape architecture
environmental & urban design

PROJECT
**BELROSE MANOR: 181 FOREST WAY
BELROSE, NSW**
CLIENT
CHRIROSEPH PTY LTD

DRAWING
INDICATIVE PLANTING PALETTE

DRAWING No. ISSUE DRAWN DATE
DA-1630-06 C br 03.09.2018

ACN: 164 245 514 ABN: 99 164 245 514
THIS DRAWING SHOULD BE READ IN CONJUNCTION WITH ALL RELEVANT
CONTRACTS, SPECIFICATIONS, REPORTS AND DRAWINGS. COPYRIGHT
OF THIS DRAWINGS IS VESTED IN STURT NOBLE ASSOCIATES PTY LTD.

MATERIALITY

COURTYARDS



Seating absorbed in decorative planting

ROOF AREAS



Colourful green roof planting

EXTERNAL GARDENS



Native planting connecting with surrounding landscape

INDICATIVE MATERIALS AND SPACES



Raised seating planter



Raised gardening beds for elderly



Pots planted with colourful flowers



Vista opportunities



Planting creeping over paving



Sandstone retaining walls



Ornamental and edible planting




Sense of path and destination



Roof top seating and viewing spaces




Sculptural pots



Hardscape to softscape junctions



Coastal Heath Ecological Community



Internal courtyard character



Outdoor seating areas



Collections of pots



Pennisetum alopecuroides



Outdoor seating opportunities



Paths through garden

Sturt Noble
Associates
Suite 91, L5, 330 Wattle St
Ultimo NSW 2007
T. 02 9211 3744
W. www.sturtnoble.com.au
landscape architecture
environmental & urban design

PROJECT
**BELROSE MANOR: 181 FOREST WAY
BELROSE, NSW**
CLIENT
CHRIROSEPH PTY LTD

DRAWING
MATERIALITY

DRAWING No.	ISSUE	DRAWN	DATE
DA-1630-06	A	br	09.06.2017

ACN: 164 245 514 ABN: 99 164 245 514
THIS DRAWING SHOULD BE READ IN CONJUNCTION WITH ALL RELEVANT
CONTRACTS, SPECIFICATIONS, REPORTS AND DRAWINGS. COPYRIGHT
OF THIS DRAWINGS IS VESTED IN STURT NOBLE ASSOCIATES PTY LTD.