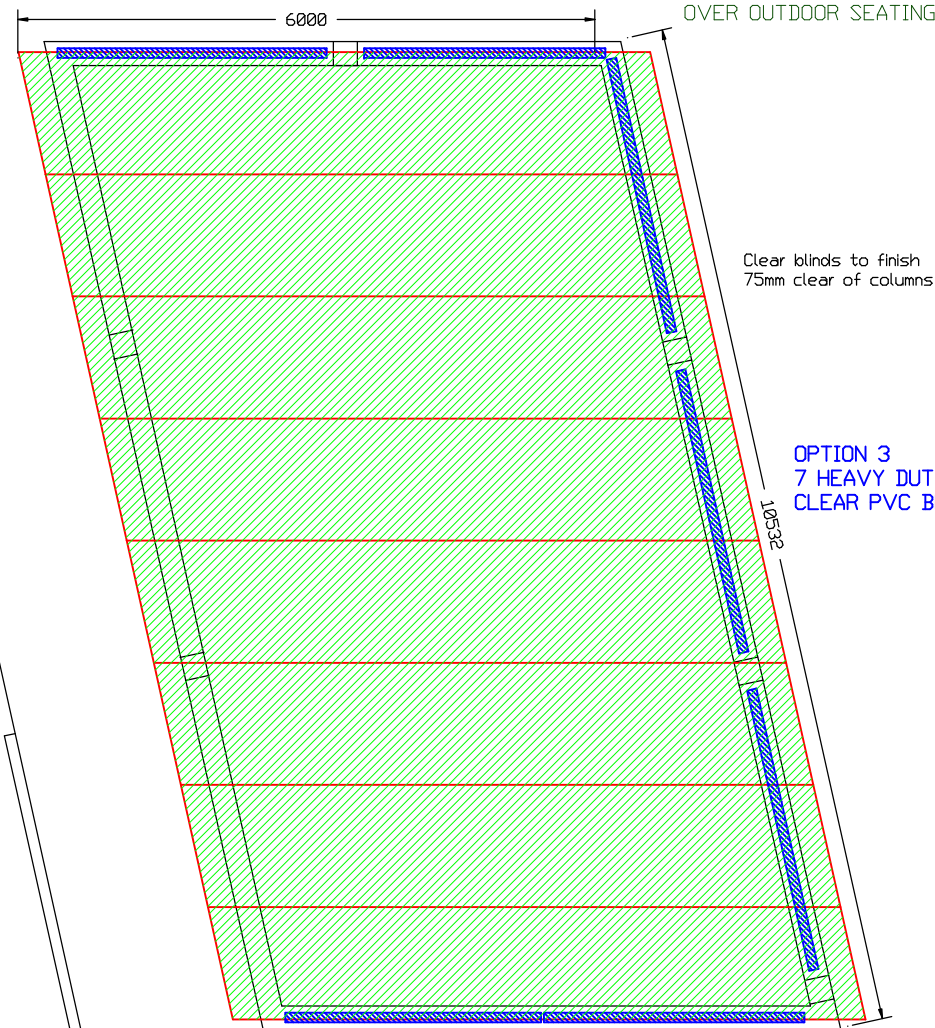


THE BRIGHTSIDE CAFE SURF VIEW RD MONA VALE

C:\TBCSVR136

OPTION 2 RAINPROOF STRAIGHT BATTEN AWNING OVER OUTDOOR SEATING AREA



OPTION 3 7 HEAVY DUTY MOTORISED CLEAR PVC BLINDS

AWNING DETAILS

- 1/The recommended fabric for this awning is Ferrari 502 awning pvc. This is a premium grade fabric supported by a 5 year manufacturers warranty covering fading, rotting, uv degradation, mould and mildew. Under normal conditions the expected life of this fabric is 18 to 20 years. Ferrari 502 awning pvc has a top quality surface coating which minimises the accumulation of dirt and stains on the top surface. It is a very strong and durable fabric and requires minimal maintenance. It is highly resistant to staining and will maintain a clean appearance for many years. Ferrari 502 awning pvc is a rainproof fabric.
- 2/Outrigger's batten awning houses straight aluminum battens sewn into fabric pockets. These battens ensure rainwater run-off in all weather conditions, they minimise flapping during high wind conditions, and they generate an attractive appearance. Outrigger's Batten Awning is a patented design. This awning design utilises a custom fabricated frame. The frame will consist of custom fabricated brackets with an aluminium frame around the top. The frame greatly increase the strength and stability of the awning during high winds. The frame is a light weight structure that is designed to be unobtrusive. It can be powder coated to one of 150 colours.
- 3/An Outrigger batten awning is manufactured like a traditional sail. All outer edges are tabled over to provide triple sail thickness and then further reinforced with a double thickness fabric strip. All corners are reinforced with an additional fabric panel. Tension is applied at each end to an aluminium tube sewn into a reinforced fabric pocket.
- 4/All Outrigger awnings are either welded or sewn with uv stabilised high strength Tenara thread. The awning will be zig-zag stitched as this is three times stronger than a straight stitch. This awning will utilise stainless steel turnbuckles to apply tension to the awning.
- 5/A stainless steel turnbuckle is a double threaded yacht fitting that applies tension to the sail. A turnbuckle can be adjusted to increase or decrease the tension on the sail, however it is usual for a turnbuckle to be set in one position and then locked.
- 6/This awning will utilise Ronstan stainless steel marine grade fittings. All cabling will be 316 grade stainless steel 7x19 cable.
- 7/All fixings into brick and masonry will be stainless steel Dynabolt. All fixings into timber will be either stainless steel or galvanised steel.
- 8/This awning will be designed to withstand winds to 140 km/h.
- 9/This awning is covered by Outrigger's comprehensive guarantee. This includes a manufacturer supported guarantee on the fabric, and a three year guarantee on the stitching, all workmanship, and the installation.

SPECIFICATION

The proposed sail awning will be manufactured from Ferrari 502 awning pvc.

Ferrari 502 awning pvc is a premium grade tensile fabric manufactured in France. It has an expected life of 18 to 20 years and is rated as a fire retardent. It is a very strong and durable fabric that requires minimal maintenance.

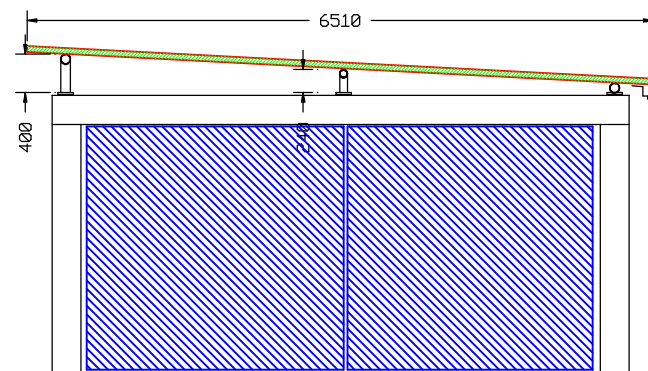
A powdercoated aluminium frame will support the awning fabric. The frame will be powdercoated to match the fabric.

The proposed awning will be a demountable structure. The estimated time required to take the awning down is 45 minutes. It is envisaged the structure will be set up most of the time and it has been engineered as a category one structure.

The proposed awning will be designed and constructed in accordance with the Building Code of Australia.

The wind loading for the proposed awning will be calculated using Australian Standard AS4055-Wind Loads for Housing. Sydney is situated in Region A and the Terrain Category for this installation is TC2.5. The Topographic Classification for this awning is T1. Using these classifications the code calculates an uplift pressure of 1.1 kPa. The awning will have a total area of 60 square metres, which equates to an uplift force of 66 KN.

New gutter with chain downpipe



Awning Specification

- 1/ The proposed fabric awning will be manufactured in a rainproof pvc fabric.
- 2/ The frame and fittings will be powdercoated
- 3/ This awning will be designed and constructed in accordance with the Building Code of Australia
- 4/ This awning will be designed, manufactured and installed by Outrigger Awnings (Contractor Licence 136742C)
- 5/ This awning will be engineered in accordance with Australian Standard AS4055- Wind Loads for Housing.

Structural Details

- 1/The frame for the rainproof awning will be fabricated from 100mm x 6mm Round Aluminium Tube
- 2/All fixings for these awnings will be 316 marine grade stainless steel.

GENERAL NOTES

GENERAL

Structural drawings are based on and shall be read in conjunction with all approved Architectural drawings, specifications, and other written instructions as may be issued during the course of the contract. Dimensions shall be taken from Architectural drawings or the actual work. The builder must verify all dimensions on site before commencing any work.

Lines and locations of existing work is shown on the drawings as indicative only. The builder is to check and refer any discrepancies to the engineer. The adequacy of the existing structures is not covered in these drawings UNO.

The details shown on the drawings cover the extent of the new structural work. Existing work is not included, unless noted, in the new work.

The construction shall follow the member sizing and design intent as shown on the drawings.

All work shall be in accordance with The Building Code of Australia, current relevant SAA Codes and those of all Statutory Authorities having jurisdiction over the work.

Substitutions, where necessary, shall be approved by the Engineer, and allowed for by the builder in his tender.

Approval given on shop drawings covers structural detail only and does not include dimensions and setout.

During construction, the structure shall be maintained in a safe and stable condition and shall not be overstressed. If the work shown on the drawings is to be built in stages, refer to the engineer for advice on adequacy of the staged works.

FOUNDATIONS

Foundation materials are to be approved for the following safe bearing pressures prior to placement of concrete

Strip Footings	150 kPa
Piers	100 kPa
Edge beams to Slabs	150 kPa
Pad Footings	100 kPa
Floor Slabs	150 kPa
Ribs to Slabs	150 kPa

Site classification in accordance with AS. 2870.

UNO reinforcement for strip footings, and to beams and ribs to slabs on ground shall be lapped full width at corners and intersections and 500mm at splices, and shall be carried continuously through any intersecting pad footing.

CONCRETE

All workmanship, materials, and testing shall comply with AS. 3600

All concrete shall have the following properties and shall attain the specified strength (N) at 28 days

Location	N (mm)	Slump (mm)	Aggregate Size (mm)	F'c (MPa)
SLAB	25	80	20	25
BLOCK CORE FILL	20	80	10	20
FOOTINGS	25	80	20	25

STEELWORK

All steelwork shall be in accordance with AS. 4100. Steel shall comply with AS. 1204 and hollow sections shall be manufactured to AS. 1163 Grade 350, UNO.

UNO welds shall be 6mm continuous fillet welds Category GP(6CFW) full perimeter of contact with E41XX electrodes. All welding shall be in accordance with AS. 1554. All butt welds and all fillet welds 8mm and over shall be Category SP.

UNO use black bolts, grade 4.5 / s to AS. 1111 in 2mm clearance holes. (4.6 / s) Notation for high strength bolts to AS. 1252 is as follows;

88 / s	High Strength Bolts installed snug tight
88 / TF	High Strength Bolts in friction grip mode
88 / TB	High Strength Bolts in bearing mode

The nominal bolt diameter is denoted thus: M20 = 20mm. Attention is drawn to the use of Hard Grade washers with High Strength bolts. All exposed bolts are to be galvanised UNO.

UNO use a minimum connection consisting of 10mm cleat plates, 6CFW, and 2 N*, M20 4.6 / s bolts.

Two copies of shop drawings are to be approved by the Engineer prior to the commencement of fabrication.

UNO seal all tubes with 5mm plate and continuous fillet weld.

Steel work below ground shall have 75mm concrete encasing with FGW41 wrapping centrally placed.

UNO beams and lintels to bear a minimum of 230mm of brickwork on a bed of 12mm of 2:1 sand / cement mortar.

Masonry ties shall be welded to all steelwork in contact with masonry walls. UNO use 325mm U shaped galvanised ties anchored 75mm into masonry at 400mm centres.

Provide pre-camber to steelwork as noted or specified.

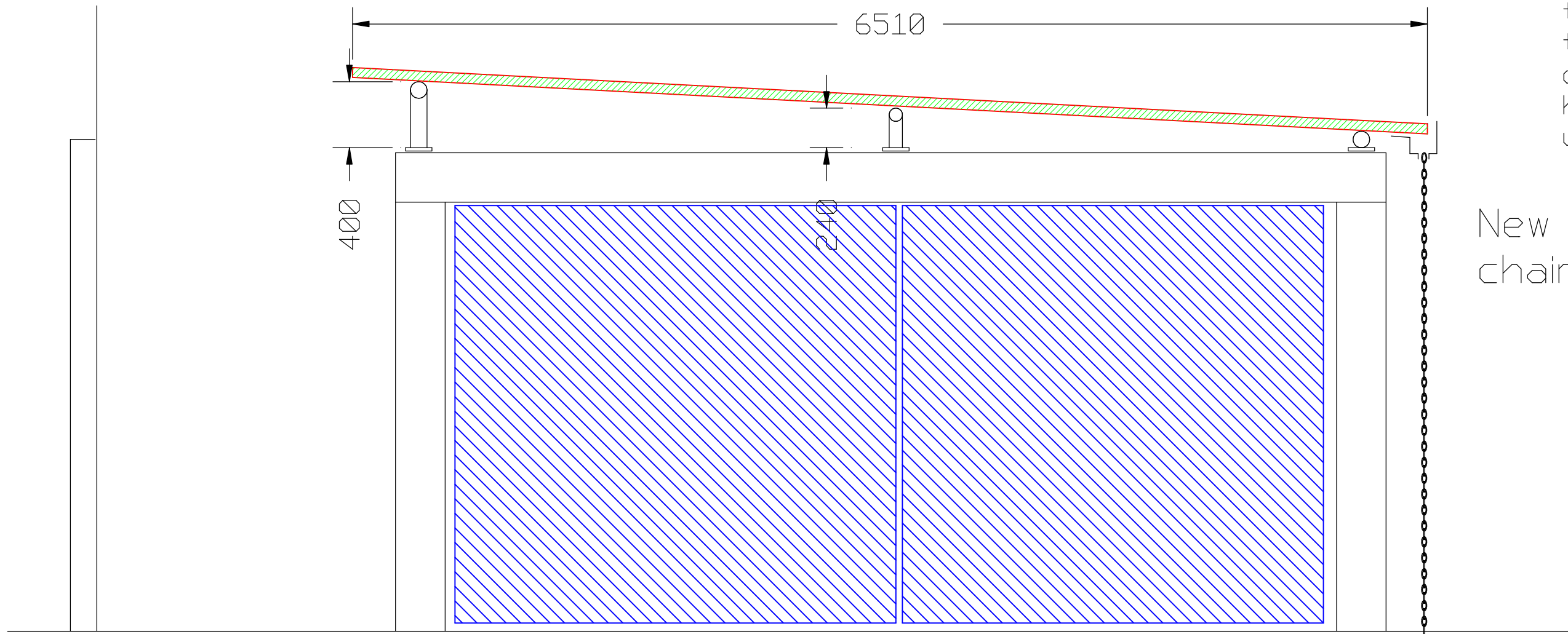
Provide all necessary cleats, holes etc as required for fixing of timber and finishes to steelwork.

UNO all steelwork shall be thoroughly cleaned of rust, scale and grease and shall have one coat of red oxide zinc chromate primer except for concrete encased steelwork, galvanised steelwork, and mating steel surfaces connected together with 88 / TF bolts. Priming is to be touched up on completion of erection. All exposed steelwork and external lintels shall be galvanised (refer to details).

OUTRIGGER AWNINGS

RAINPROOF AWNINGS

THE BRIGHTSIDE CAFE
SURF VIEW RD
MONA VALE



The wind loading for using Australian Stan Sydney is situated in this installation is TC this awning is T1. Usir calculates an uplift have a total area o- uplift force of 66 KN

New gutter with chain downpipe