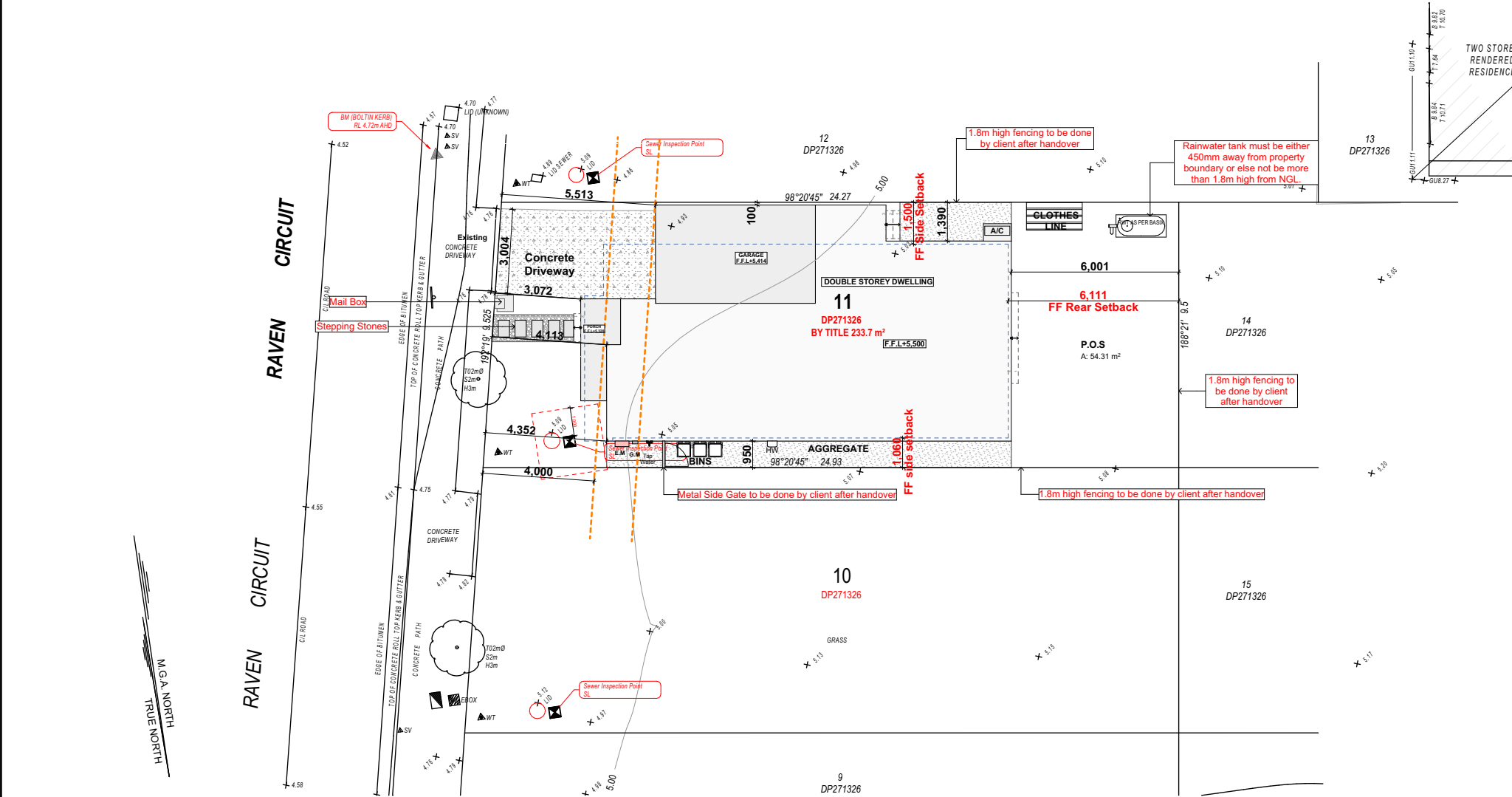
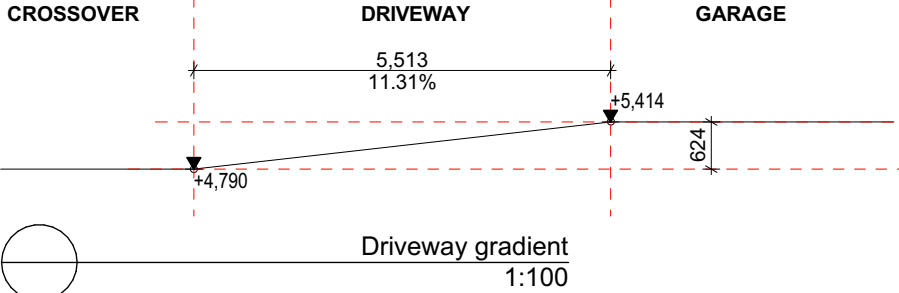


SITE CALCUALTIONS		
No.	Name	Area SQM
01	Site Area	233.70
02	Landscape Area	53.38
03	Area forward the built structures	41.60
04	Landscape Area forward the built structures	22.02



SYMBOLS:	ABBREVIATIONS:
BENCHMARK	B - BOTTOM WINDOWS
ELECTRICITY BOX	BM - BENCHMARK
GATE	EL - ELECTRICAL POLE
IGN	FF - FIRST FLOOR
HYDRANT	FL - FLOOR LEVEL
KERB OUTLET/L	G - GAS VALVE
MAIL	GF - GROUND FLOOR
STOP VALVE	GM - GAS METER
WASTEWATER CONTROL PIT	GU - GUTTER RL
WASTEWATER CONTROL TANK	H - HYDRANT
WATER METER	IL - INVERT LEVEL
WATER TAP	KO - KERB OUTLET
POWER POLE	LP - LIGHT POLE
SEWER MANHOLE	MB - MAIL BOX
S/W GRATE	PP - POWER POLE
TELSTRA PIT	R - ROOF LINE
UNCLASSIFIED PIT	RL - REDUCED LEVEL
TREE & TRUNK	RR - ROOF RIDGE
	S - SEWER CONNECTION
	SF - SECOND FLOOR
	SL - SURFACE LEVEL
	SV - STOP VALVE
	SVP - SEWER VENT PIPE
	T - TOP WINDOWS
	TW - TOP OF WALL
	WT - WATER TAP
	WM - WATER METER

SURVEY LEGEND	
SUBJECT BOUNDARY	---
ADJOINING BOUNDARY	---
EASEMENT	---
CONTOUR MAJOR	---
CONTOUR MINOR	---
BUILDING LINE	---
GUTTER LINE	---
RIDGE LINE	---
FENCE	---
TOP KERB	---
BOTTOM KERB	---
OVERHEAD POWER	---
WALL	---
TOP OF BANK	---
BOTTOM OF BANK	---
TOP OF ROCK	---
BOTTOM OF ROCK	---

LEGEND		
Ref.Img	Mark	Name
	S.A	Smoke Alarm (AS3786 Hard Wired to Mains)
	R.W.T	Rain Water Tank
	E.M	Electric Meter
	A/C	Air Conditioner
	HW	Wall Mounted Hot water System
	P.O.S	Private Open Space
	FW	Floor Waste
	MV	Mechanical Ventilation (All vent to exhaust outside).
	ME	Mechanical Ventilation (All vent to exhaust outside).



**NOTE**  
The Builder shall check all dimensions and levels on site prior to construction. Notify any errors, discrepancies or omissions to the building designer. Refer to written dimensions only. Do not scale drawings. Drawings shall not be used for construction purposes until issued for construction. This drawing reflects a design by Innovative Eco Designs and is to be used only for work when authorised in writing by Innovative Eco Designs.

All boundaries and contours are subject to survey drawing. All levels to Australian Height Data. It is the contractors responsibility to confirm all measurements on site and locations of any services prior to work on site.

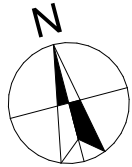
All documents here within are subject to Australian Copyright Laws.



37604191460 ABN  
(02) 8710 3852  
SUITE 7, 4-10 SELEMS PDE  
REVESBY, NSW, 2212  
design@iedesigns.com.au  
www.iedesigns.com.au



A	7/02/2025	Issue for DA



DRAWING : **Site Plan**

CLIENT : **Skymark Luxury Living Pty Ltd**

PROJECT : **DOUBLE STOREY DWELLING**  
**#11, Raven circuit, Warriewood**  
**Lot-11 D.P 271326**

DRAWN BY: GS  
SCALE: 1:200  
PAGE SIZE: A3

DATE : 7/02/2025  
APPLICATION : DA  
PAGE NO: 4

PROJECT NO. **2412 801**  
ISSUE **A**

FOR DA APPROVAL ONLY/NOT FOR CONSTRUCTION