

22259 MANLY VALE

238 Condamine St, Manly Vale NSW 2093



24/02/2021



# Manly Vale Ampol



- |                                |  |
|--------------------------------|--|
| <b>1</b> Main ID Sign          | <b>2</b> Price Board Sign              |
| <b>3</b> Canopy Fascia Signage | <b>4</b> Service Centre Fascia Signage |



**INSTALL SPECIFICATIONS**

Affected Signage	Install Notes
MID	<ul style="list-style-type: none"><li>- REMOVE EXISTING</li><li>- DISPOSE EXISTING</li><li>- INSTALL NEW SIGNAGE</li></ul>
PRICEBOARD	<ul style="list-style-type: none"><li>- REMOVE EXISTING</li><li>- DISPOSE EXISTING</li><li>- INSTALL NEW SIGNAGE (CHEM-SET INTO EXISTING PAD)</li></ul>
MAIN CANOPY	<p>Elevation A:</p> <ul style="list-style-type: none"><li>- REMOVE EXISTING LOGO AND WORDMARK L/BOX</li><li>- REPLACE RHS PANELS WITH 995H FLAT SHEET</li><li>- APPLY LOGO &amp; WORDMARK AS PER DIAGRAM</li><li>- APPLY NEW FLASHING TO FULL ELEVATION</li><li>- PAINT REMAINDER OF CANOPY IF</li></ul> <p>Elevation B:</p> <ul style="list-style-type: none"><li>- PAINT EXISTING CANOPY &amp; FLASHING</li></ul> <p>Elevation C:</p> <ul style="list-style-type: none"><li>- REMOVE EXISTING LOGO AND WORDMARK L/BOX</li><li>- REPLACE LHS PANELS WITH 995H FLAT SHEET</li><li>- APPLY LOGO &amp; WORDMARK AS PER DIAGRAM</li><li>- APPLY NEW FLASHING TO FULL ELEVATION</li><li>- PAINT REMAINDER OF CANOPY</li></ul> <p>Elevation D:</p> <ul style="list-style-type: none"><li>- PAINT EXISTING CANOPY &amp; FLASHING</li></ul>

Affected Signage	Install Notes
SERVICE CENTRE	<p>Elevation A:</p> <ul style="list-style-type: none"><li>- REMOVE EXISTING LETTERING</li><li>- PAINT EXISTING FASCIA</li><li>- APPLY NEW SERVICE CENTRE LETTERING AS PER DIAGRAM</li></ul>

## MID SIGN – 6m – New

QTY: 1

6000 x 2200 x 450mm

①

### AMPOL Pylon Head - Flat

Full Illuminated 4.5mm Opal PC Front Face with 3M Translucent Vinyl Graphics

With painted 2mm Aluminium folded returns

30mm trim around illuminated face

AMPOL LOGO OVERALL (1700Wx1700H)

A LOGO (1355Wx1190H)

AMPOL TEXT (1700Wx275H)

②

### Retail Cladding

Illuminated 3mm Opal PC Front Face with 3M Translucent Vinyl Graphics

Retail Cladding made from 4mm Folded ACM

75mm trim around illuminated face

FOODARY GRAPHIC

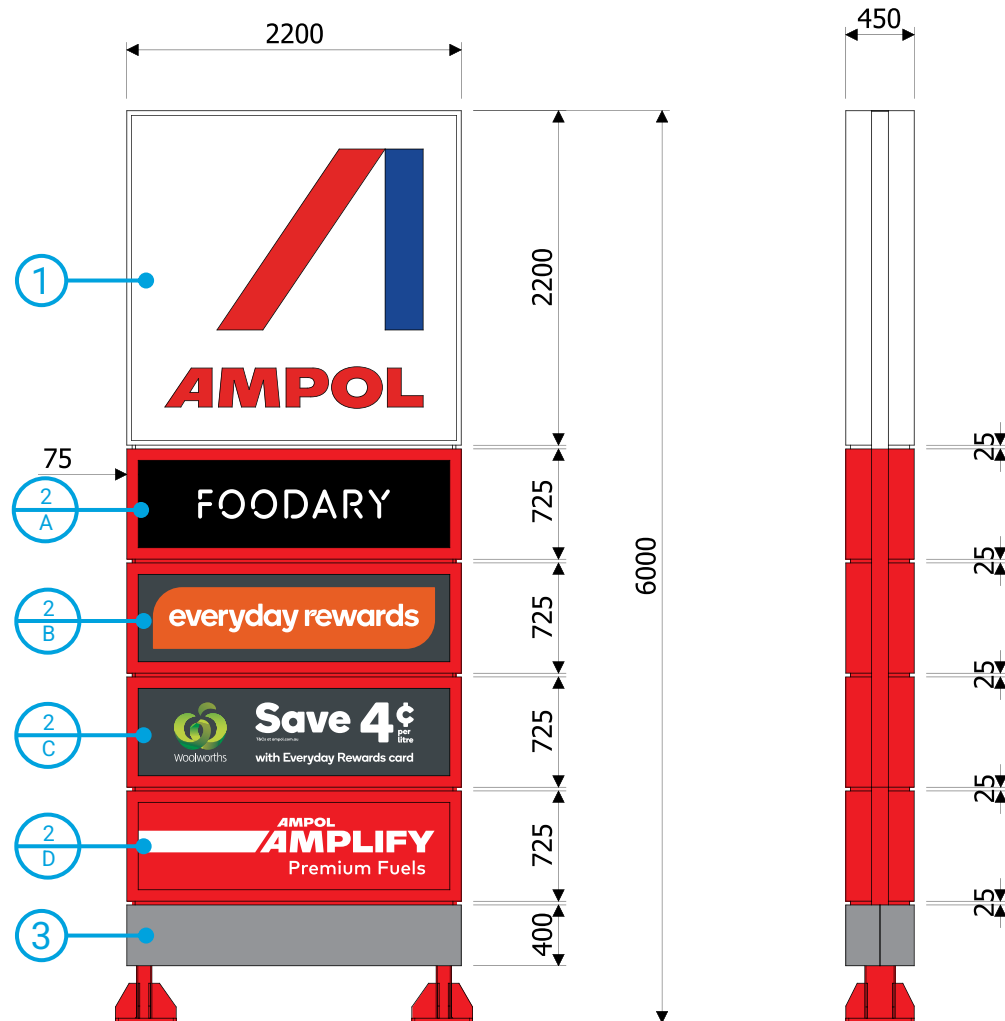
REWARDS GRAPHIC

SAVE 4C GRAPHIC

AMPLIFY GRAPHIC

\*Save 4c & Everyday Rewards illuminated 4.5mm Opal PC 3M vinyl block-out backed (only text & logo to illuminate).

\*Amplify illuminated 4.5mm Opal PC 3M vinyl block-out backed (only white to illuminate).



③

### Silver Cladding

Cladding made from 4mm Folded ACM

Transformers/Power Supply Connection Behind Silver Cladding


④

### Frame Painting

Frame to be painted Dulux Wildfire Red

## MID SIGN – 6m EXISTING FRAME & BASE PLATE DETAIL

6000 x 2200 x 450mm



**NOTE: CUSTOM BASEPLATE REQUIRES  
ADDITIONAL ENGINEERING  
ASSESSMENT TO FIT ONTO EXISTING  
HOLD DOWN BOLTS**

**NOTE:** Not to scale. New - Footing Dimensions to Match Existing Bolt Pattern (For Coates Reference)

## PRICEBOARD– 3.15m – New

### QTY: 1

3150 x 1420 x 310mm

①

#### AMPOL Priceboard Head

Full Illuminated 4.5mm Opal PC Front Face  
with 3M Translucent Vinyl Graphics  
20mm trim around illuminated face

②

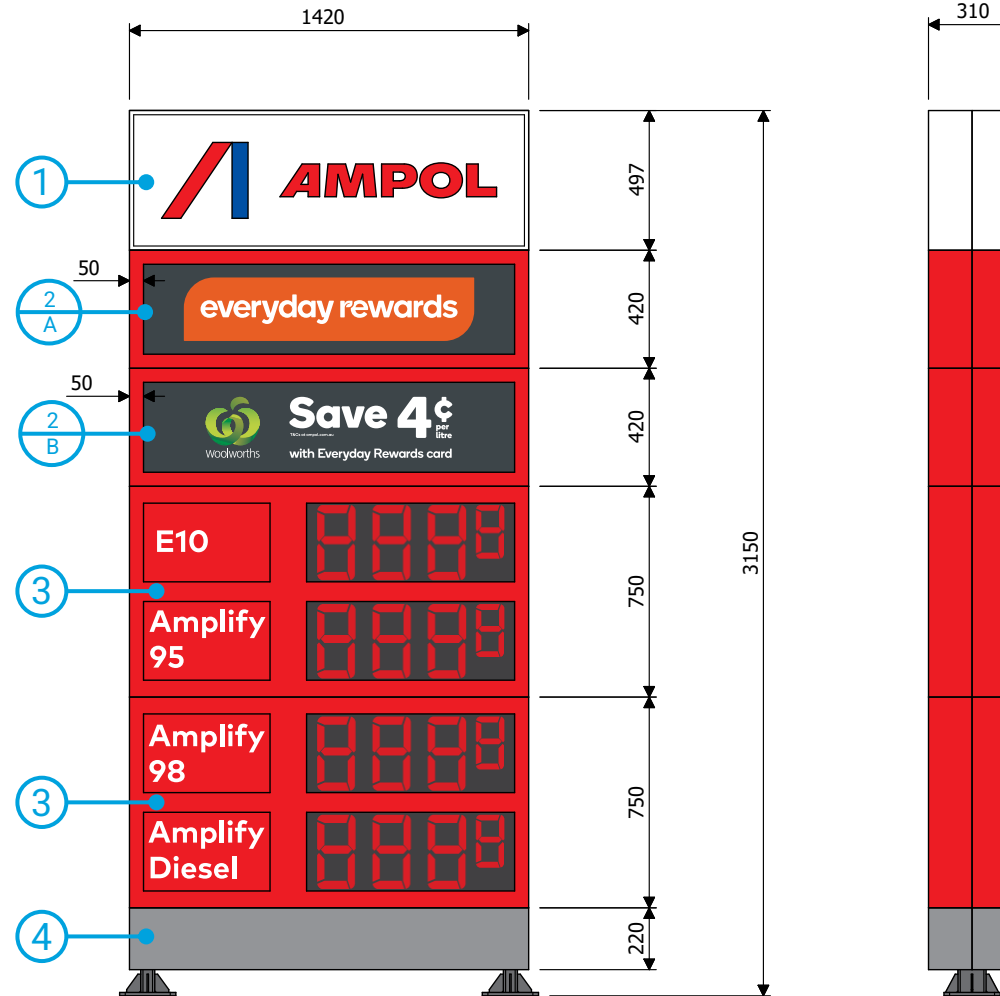
#### Retail Cladding

Illuminated 4.5mm Opal PC Front Face with 3M Translucent Vinyl Graphics  
Retail Cladding made from 4mm Folded ACM  
50mm trim around illuminated face  
2A. REWARDS GRAPHIC  
2B. SAVE 4C GRAPHIC  
\*Save 4c & Everyday Rewards illuminated 4.5mm Opal PC 3M vinyl block-out backed (only text & logo to illuminate).

③

#### 4-Line Fuel Pricing

Illuminated 3mm Opal PC Fuel Type Logos (Only Wording to Illuminate)  
Fuel Pricing Cladding made from 4mm Folded ACM  
Price LED Modules NEW Bever Modules Qty = 4 (3 x 238mm, 1 x 168mm ea)  
All Modules to be RED LED, No Dot  
Font – Mark OT Bold 300pt – to be used for Fuel Products



④

#### Silver Cladding

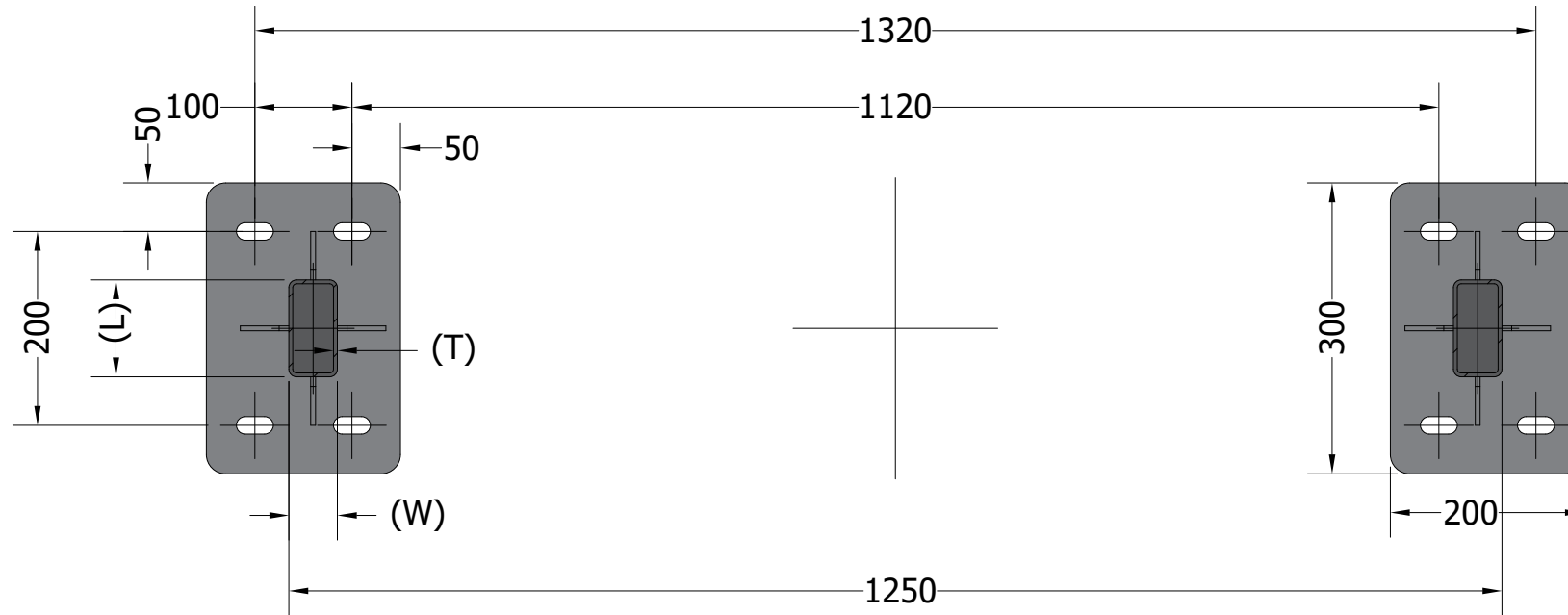
Cladding made from 4mm Folded ACM  
Transformers/Power Supply Connection Behind Silver Cladding



Existing Sign

## PRICEBOARD – 3.15m NEW FRAME & BASE PLATE DETAIL

3150 x 1420 x 310mm



### Standard Baseplate

Baseplate Thickness: 10mm

Gusset Thickness: 6mm

Post Size (L) x (W): 100x50mm

Post Thickness (T): 5mm

Slot Dia. 20mm – Bolt Size: M16



# CANOPY SIGNAGE - Retrofit

14000 x 11000 x 995mm

1

## Canopy Fascia Panels QTY: 6

Quantity 6 = 2390W x 1200\*H Flat ACM Panel  
Red PMS 485, 50mm return on top  
\*Panel to be trimmed on site to suit canopy.  
See Installer Specifications page for details

2

## Lower Flashing Angle QTY: 12

Quantity 12 = 2390Wx100Hx100D Aluminium Angle  
Red PMS 485  
For use with flat fascia panels

3

## Canopy Signage – Logo QTY: 2

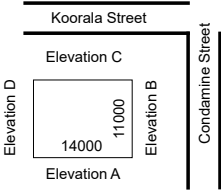
AMPOL Logo White Aluminium Sign Box with Vinyl Logo (825Wx750Hx60D)  
Sign is Non-Illuminated

4

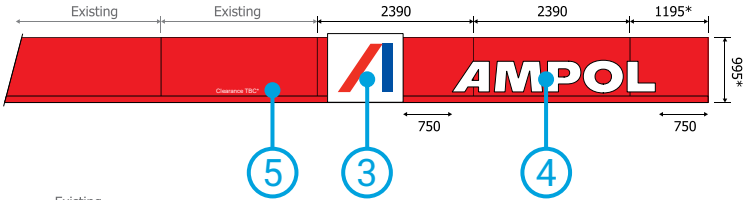
## Canopy Signage – Wordmark QTY: 2

AMPOL Fabricated Wordmark – No-Illumination (3100Wx500Hx60D)  
Solid White Acrylic Lettering

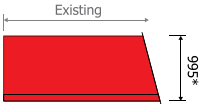
### CANOPY



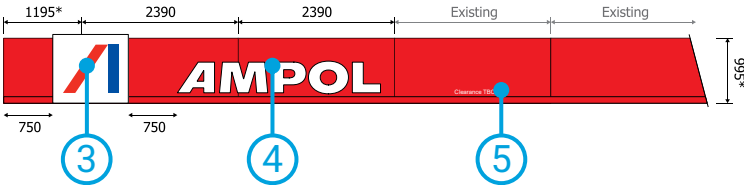
Elevation A



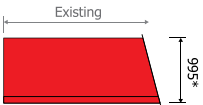
Elevation B



Elevation C



Elevation D



5

## Height Clearance Graphic QTY: 4

Reflective White Vinyl Graphic – Clearance TBC\* – Font Mark OT Bold  
Graphic Size (655Wx65H)

6

## Existing Canopy Fascia Panels

- Remove Existing Logo/Wordmark Lightbox
- Replace flashing Full Elevation A+C
- Existing Branding panels to be removed
- Existing Clearance Graphics panels to be removed
- Existing Flashing Elevation B/C to be painted Dulux Wildfire Red
- Existing Fascia on Elevation A/B/C/D to be painted Dulux Wildfire Red

### NOTE:

**Panels marked \* to be provided @ 2390mm standard -**  
Panels are to be cut to size and fitted on site by installers



**CAR WASH SIGNAGE – Retrofit**  
6540 x 600 x 4mm

1

**Service Centre Graphic QTY: 1**

Reflective White Vinyl Graphic – Service Centre  
Graphic Size (3325Wx350H)  
Font Mark OT Medium

2

**Existing Fascia Panels**

Fascia & Flashing to be painted Wildfire Red

