

BASIX[®]Certificate

Building Sustainability Index www.basix.nsw.gov.au

Alterations and Additions

Certificate number: A1782315

This certificate confirms that the proposed development will meet the NSW government's requirements for sustainability, if it is built in accordance with the commitments set out below. Terms used in this certificate, or in the commitments, have the meaning given by the document entitled "BASIX Definitions" dated 10/09/2020 published by the Department. This document is available at www.basix.nsw.gov.au

Secretary

Date of issue: Wednesday, 05 February 2025

To be valid, this certificate must be lodged within 3 months of the date of issue.



Project address

| | |
|-----------------------|----------------------------------|
| Project name | 2202_Sullman |
| Street address | 14 KRISTINE Place MONA VALE 2103 |
| Local Government Area | Northern Beaches Council |
| Plan type and number | Deposited Plan DP242690 |
| Lot number | 11 |
| Section number | - |

Project type

| | |
|---------------------------------|--|
| Dwelling type | Dwelling above existing building |
| Type of alteration and addition | The estimated development cost for my renovation work is \$50,000 or more. |
| N/A | N/A |

Certificate Prepared by (please complete before submitting to Council or PCA)

Name / Company Name: Ms Roslyn Toia

ABN (if applicable):

| Fixtures and systems | Show on DA Plans | Show on CC/CDC Plans & specs | Certifier Check |
|--|------------------|------------------------------|-----------------|
| Lighting | | | |
| The applicant must ensure a minimum of 40% of new or altered light fixtures are fitted with fluorescent, compact fluorescent, or light-emitting-diode (LED) lamps. | | ✓ | ✓ |
| Fixtures | | | |
| The applicant must ensure new or altered showerheads have a flow rate no greater than 9 litres per minute or a 3 star water rating. | | ✓ | ✓ |
| The applicant must ensure new or altered toilets have a flow rate no greater than 4 litres per average flush or a minimum 3 star water rating. | | ✓ | ✓ |
| The applicant must ensure new or altered taps have a flow rate no greater than 9 litres per minute or minimum 3 star water rating. | | ✓ | |

| Construction | | | Show on DA Plans | Show on CC/CDC Plans & specs | Certifier Check |
|--|--|---------------------------------|------------------|------------------------------|-----------------|
| Insulation requirements | | | | | |
| The applicant must construct the new or altered construction (floor(s), walls, and ceilings/roofs) in accordance with the specifications listed in the table below, except that a) additional insulation is not required where the area of new construction is less than 2m2, b) insulation specified is not required for parts of altered construction where insulation already exists. | | | ✓ | ✓ | ✓ |
| Construction | Additional insulation required (R-value) | Other specifications | | | |
| suspended floor with enclosed subfloor: framed (R0.7). | R0.60 (down) (or R1.30 including construction) | N/A | | | |
| suspended floor above garage: framed (R0.7). | nil | N/A | | | |
| floor above existing dwelling or building. | nil | N/A | | | |
| external wall: framed (weatherboard, fibro, metal clad) | R1.30 (or R1.70 including construction) | | | | |
| external wall: reverse brick veneer | R1.16 (or R1.70 including construction) | | | | |
| internal wall shared with garage: single skin masonry (R0.18) | nil | | | | |
| flat ceiling, flat roof: framed | ceiling: R3.00 (up), roof: foil/sarking | dark (solar absorptance > 0.70) | | | |

| Glazing requirements | Show on DA Plans | Show on CC/CDC Plans & specs | Certifier Check |
|---|------------------|------------------------------|-----------------|
| Windows and glazed doors | | | |
| The applicant must install the windows, glazed doors and shading devices, in accordance with the specifications listed in the table below. Relevant overshadowing specifications must be satisfied for each window and glazed door. | ✓ | ✓ | ✓ |
| The following requirements must also be satisfied in relation to each window and glazed door: | | ✓ | ✓ |
| Each window or glazed door with standard aluminium or timber frames and single clear or toned glass may either match the description, or, have a U-value and a Solar Heat Gain Coefficient (SHGC) no greater than that listed in the table below. Total system U-values and SHGCs must be calculated in accordance with National Fenestration Rating Council (NFRC) conditions. | | ✓ | ✓ |
| For projections described in millimetres, the leading edge of each eave, pergola, verandah, balcony or awning must be no more than 500 mm above the head of the window or glazed door and no more than 2400 mm above the sill. | ✓ | ✓ | ✓ |
| Pergolas with polycarbonate roof or similar translucent material must have a shading coefficient of less than 0.35. | | ✓ | ✓ |
| Pergolas with fixed battens must have battens parallel to the window or glazed door above which they are situated, unless the pergola also shades a perpendicular window. The spacing between battens must not be more than 50 mm. | | ✓ | ✓ |
| Overshadowing buildings or vegetation must be of the height and distance from the centre and the base of the window and glazed door, as specified in the 'overshadowing' column in the table below. | ✓ | ✓ | ✓ |

| Glazing requirements | | | | | | | Show on DA Plans | Show on CC/CDC Plans & specs | Certifier Check |
|--|-------------|------------------------------------|--------------------------|----------------------------|---|---|------------------|------------------------------|-----------------|
| Windows and glazed doors glazing requirements | | | | | | | | | |
| Window/door number | Orientation | Area of glass including frame (m2) | Overshadowing height (m) | Overshadowing distance (m) | Shading device | Frame and glass type | | | |
| W07 | N | 6.02 | 0 | 0 | eave/ verandah/ pergola/balcony >=750 mm | standard aluminium, single clear, (or U-value: 7.63, SHGC: 0.75) | | | |
| W01 | E | 3.24 | 0.9 | 0.94 | eave/ verandah/ pergola/balcony >=450 mm | standard aluminium, single clear, (or U-value: 7.63, SHGC: 0.75) | | | |
| W04 | E | 2.7 | 0 | 0 | eave/ verandah/ pergola/balcony >=900 mm | standard aluminium, single clear, (or U-value: 7.63, SHGC: 0.75) | | | |
| W05 | E | 1.62 | 0 | 0 | eave/ verandah/ pergola/balcony >=900 mm | standard aluminium, single clear, (or U-value: 7.63, SHGC: 0.75) | | | |
| W06 | E | 2.7 | 0 | 0 | eave/ verandah/ pergola/balcony >=900 mm | standard aluminium, single clear, (or U-value: 7.63, SHGC: 0.75) | | | |


| Glazing requirements | | | | | | | Show on DA Plans | Show on CC/CDC Plans & specs | Certifier Check |
|-----------------------|-------------|--|-----------------------------|-------------------------------|---|--|---------------------|---------------------------------|--------------------|
| Window/door number | Orientation | Area of glass including frame (m2) | Overshadowing height (m) | Overshadowing distance (m) | Shading device | Frame and glass type | | | |
| W02 | S | 2.95 | 0 | 0 | eave/ verandah/ pergola/balcony >=900 mm | standard aluminium, single clear, (or U-value: 7.63, SHGC: 0.75) | | | |
| W03 | S | 2.95 | 0 | 0 | eave/ verandah/ pergola/balcony >=900 mm | standard aluminium, single clear, (or U-value: 7.63, SHGC: 0.75) | | | |
| D01 | W | 2.64 | 1.71 | 3.11 | eave/ verandah/ pergola/balcony >=900 mm | standard aluminium, single clear, (or U-value: 7.63, SHGC: 0.75) | | | |
| D02 | W | 9.31 | 1.3 | 0.92 | eave/ verandah/ pergola/balcony >=900 mm | standard aluminium, single clear, (or U-value: 7.63, SHGC: 0.75) | | | |
| D03 | W | 2.16 | 0.95 | 0.91 | awning (fixed) >=900 mm | standard aluminium, single clear, (or U-value: 7.63, SHGC: 0.75) | | | |


| Glazing requirements | | | | | | | Show on DA Plans | Show on CC/CDC Plans & specs | Certifier Check |
|--|-------------|------------------------------------|--------------------------|----------------------------|--|---|------------------|------------------------------|-----------------|
| Windows and glazed doors glazing requirements | | | | | | | | | |
| Window/door number | Orientation | Area of glass including frame (m2) | Overshadowing height (m) | Overshadowing distance (m) | Shading device | Frame and glass type | | | |
| W08 | W | 1.23 | 0 | 0 | eave/ verandah/ pergola/balcony ≥750 mm | standard aluminium, single clear, (or U-value: 7.63, SHGC: 0.75) | | | |
| W09 | W | 3.98 | 0.19 | 0.91 | awning (fixed) ≥900 mm | standard aluminium, single clear, (or U-value: 7.63, SHGC: 0.75) | | | |
| W10 | W | 2.95 | 0 | 0 | eave/ verandah/ pergola/balcony ≥750 mm | standard aluminium, single clear, (or U-value: 7.63, SHGC: 0.75) | | | |


| Glazing requirements | | | | Show on DA Plans | Show on CC/CDC Plans & specs | Certifier Check |
|---|---------------------------------|----------------|--|------------------|------------------------------|-----------------|
| Skylights | | | | | | |
| The applicant must install the skylights in accordance with the specifications listed in the table below. | | | | ✓ | ✓ | ✓ |
| The following requirements must also be satisfied in relation to each skylight: | | | | | ✓ | ✓ |
| Each skylight may either match the description, or, have a U-value and a Solar Heat Gain Coefficient (SHGC) no greater than that listed in the table below. | | | | | ✓ | ✓ |
| Skylights glazing requirements | | | | | | |
| Skylight number | Area of glazing inc. frame (m2) | Shading device | Frame and glass type | | | |
| S1 | 1.1 | no shading | timber, low-E internal/argon fill/clear external, (or U-value: 2.5, SHGC: 0.456) | | | |
| S2 | 1.08 | no shading | timber, low-E internal/argon fill/clear external, (or U-value: 2.5, SHGC: 0.456) | | | |

Legend

In these commitments, "applicant" means the person carrying out the development.

Commitments identified with a  in the "Show on DA plans" column must be shown on the plans accompanying the development application for the proposed development (if a development application is to be lodged for the proposed development).

Commitments identified with a  in the "Show on CC/CDC plans & specs" column must be shown in the plans and specifications accompanying the application for a construction certificate / complying development certificate for the proposed development.

Commitments identified with a  in the "Certifier check" column must be certified by a certifying authority as having been fulfilled, before a final occupation certificate for the development may be issued.