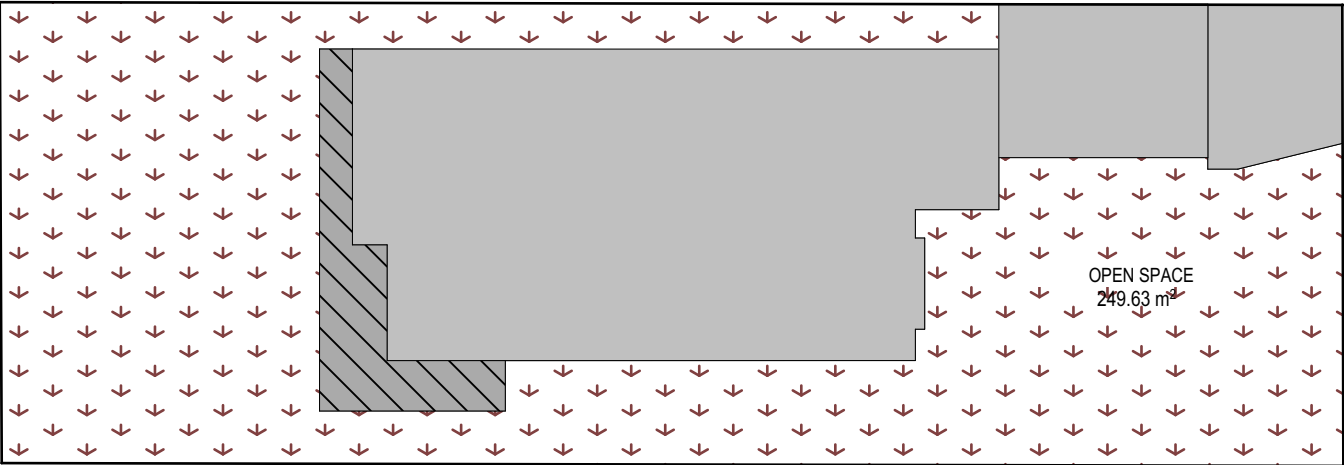
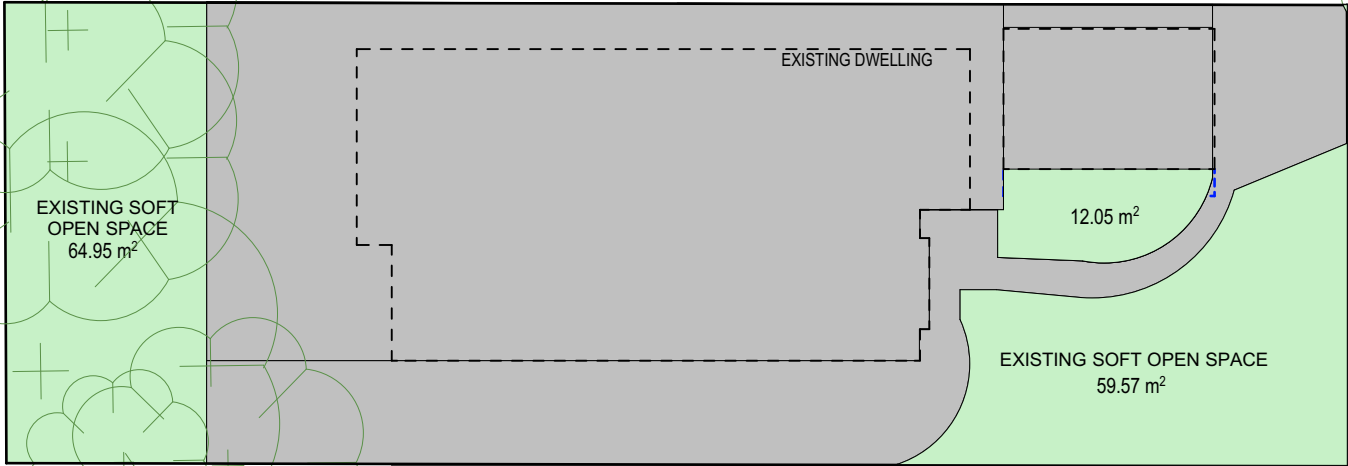


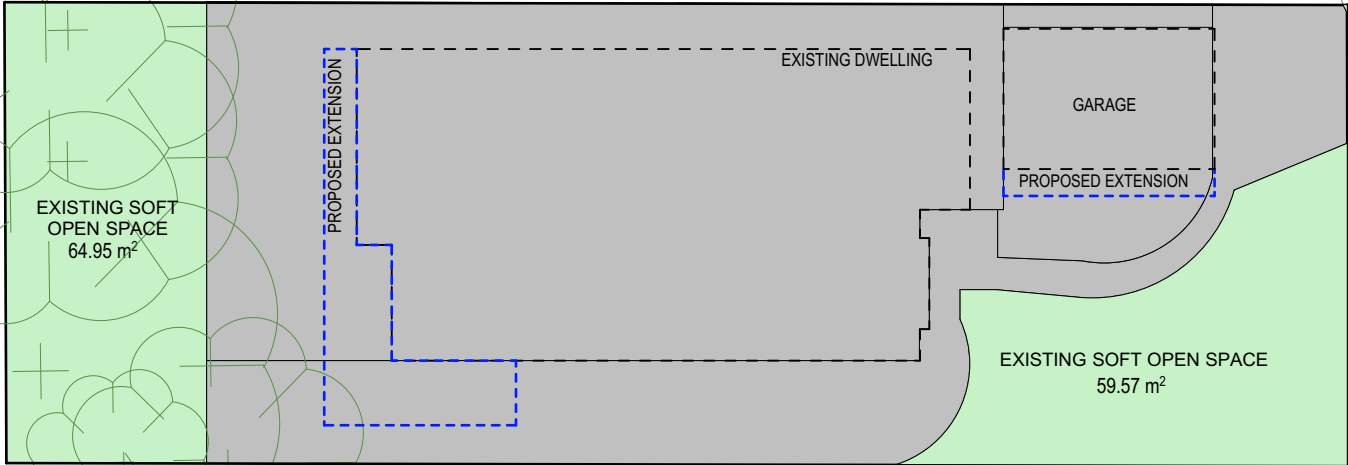
EXISTING OPEN SPACE







PROPOSED OPEN SPACE




EXISTING SOFT OPEN SPCAE



PROPOSED SOFT OPEN SPACE

CALCULATIONS			
SITE AREA			432.80m ²
TOTAL OPEN SPACE REQUIRED		55%	238.04m ²
SOFT OPEN SPACE REQUIRED		35% OPEN SPACE	83.31m ²
EXISTING OPEN SPACE		61%	266.18m ²
PROPOSED TOTAL OPEN SPACE		57%	249.63m ²
EXISTING SOFT OPEN SPACE		57.3%	136.57m ²
PROPOSED TOTAL SOFT OPEN SPACE		52.3%	124.52m ²

TRUE NORTH:


NOTES (E & OE)

- All structures including stormwater & drainage to engineer's details.
- Do not obtain dimensions by scaling drawings.
- All dimensions are to be checked on site prior to starting work.
- These drawings are to be read in conjunction with all other consultant's drawings and specifications.
- All workmanship & materials shall be in accordance with the requirements of current editions including amendments of the National Construction Code, relevant Australian Standards & local council requirements.
- New materials are to be used throughout unless otherwise noted.
- Concrete footings, slab, structural beams or any other structural members are to be designed by a practicing engineer.

JJ Drafting
Australia P/L.
26/90 Mona Vale Road, Mona Vale, NSW, 2103
PO Box 687, Dee Why, NSW, 2099
Mob. 0414 717 541 | Email. jjdraft@tpg.com.au
www.jjdrafting.com.au
ACN 651 693 346

REV:	DATE:	DESCRIPTION:
A	12/07/2022	SMALL AMENDMENTS TO PRELIM
B	22/07/2022	DA DRAWINGS
C	25/11/2022	DA ISSUED

PROPOSED ALTERATIONS AND ADDITIONS
29 WATTLE AVE. FAIRLIGHT 2094
CLIENT:
CHRIS AND PHILIPPA BLEAKLEY

DRAWING TITLE:
OPEN SPACE PLAN

DATE: JUNE/22	DRAWN BY: EV	SCALE: 1:200 @ A3
JOB No: 1041/22	CHECKED BY: JJ	DRAWING No: DA.14